



World Food
Programme

SAVING
LIVES

CHANGING
LIVES

Honduras

Annual Country Report 2023

Country Strategic Plan
2023 - 2027

Table of contents

Overview	3
Operational context	9
The Recycling Ladies	12
Programme performance	14
Strategic outcome 01	14
Strategic outcome 02	17
Strategic outcome 03	20
Strategic outcome 04	23
Strategic outcome 05	25
Cross-cutting results	27
Gender equality and women's empowerment	27
Protection and accountability to affected populations	29
Environmental sustainability	31
Nutrition integration	32
Partnerships	34
Financial Overview	36
Data Notes	41
Annex	43
Reporting on beneficiary information in WFP's annual country reports	43
Figures and Indicators	44
Beneficiaries by Sex and Age Group	44
Beneficiaries by Residence Status	44
Beneficiaries by Programme Area	44
Annual Food Transfer (mt)	45
Annual Cash Based Transfer and Commodity Voucher (USD)	45
Strategic Outcome and Output Results	46
Cross-cutting Indicators	66

Overview

Key messages

- WFP is a strategic partner of the Government of Honduras in addressing the root causes of food insecurity, malnutrition and poverty.
- WFP reached 1.3 million people with direct assistance and indirectly benefitted an additional 1.2 million people with assets, capacity and services.

In 2023, Honduras continued to face complex challenges, including poverty, inequality and a slow socioeconomic recovery due to a policrisis. These challenges were heightened by violence, forceful displacement and migration. In addition, the country remained particularly vulnerable to natural hazards, such as hurricanes, floods and droughts, which threatened the populations most vulnerable to continued food insecurity and malnutrition, particularly women, girls and Indigenous and Afro-descendant groups. While 2023 saw no hurricanes or extreme tropical storms, irregular rainfall linked to the ongoing El Niño phenomenon, and which is expected to last until May 2024, adversely impacted subsistence farmers, leading to a reduction in crop yields of between 25 to 50 percent [1] [2]. This context has posed a substantial macroeconomic challenge for Honduras, which led to the implementation of a forward-looking fiscal strategy by the Government to address this situation [3].

Migration to North America has undergone increased acceleration and complexity in recent years, with a nearly six-time rise over the past three decades [4]. In 2023, 240,000 people participated in mixed movements passing through Honduras [5]. The humanitarian community in Honduras collaboratively defined a comprehensive and coordinated approach to safeguard the rights and well-being of migrants while ensuring regional stability.

Through a stronger enabling role in different programmes, WFP is well-placed to support Honduras in reaching the Sustainable Development Goals (SDG), especially SDG 2 (Zero Hunger) and SDG 17 (Partnerships for the Goals). In 2023, WFP assisted 1.3 million people nationwide (53 percent women), including over 9,500 persons with disabilities, generating indirect benefits for an additional estimated 1 million people. WFP boosted women's access to resources and gender equality.

WFP consolidated its role as a strategic partner of the Government, implementing its country strategic plan 2023 - 2027 to tackle the root causes of food insecurity, malnutrition and poverty. In 2023, WFP introduced innovative initiatives to design parametric microinsurance for subsistence and smallholder farmers, support through cash-based transfers (CBT) to Indigenous and Afro-descendant groups, and enhanced governmental capacities for anticipatory actions, among other endeavors.

WFP provided advisory and technical assistance to the Ministry for Contingency and Risk Management and helped establish the Interinstitutional Technical Committee on Drought as well as the Technical Advisory Group for Anticipatory Actions for early warnings, targeting, anticipatory actions and CBT.

Through a food systems approach, WFP's resilience programmes empowered rural and urban communities to withstand and recover from shocks and stressors, including climate-related ones. WFP assisted 22,500 individuals with food assistance for assets and technical support, addressing climate challenges and enhancing agricultural and non-agricultural productivity to improve food security and nutrition. Through innovative initiatives, WFP linked smallholder farmer organizations to procurement opportunities in the public and private sectors, promoting their nutritious products within the Local and Regional Food Procurement Policy framework and strengthening their connections with local markets. Moreover, WFP played a crucial role in revising the National Roadmap for Food Systems Transformation in preparation for the Government's participation in the "United Nations Food Systems Summit +2 Stocktaking Moment" in July 2024, in collaboration with the Rome-based agencies.

Aligned with the Government's priorities for comprehensive social protection, WFP supported the National School Feeding Programme, the country's most prominent social protection programme, reaching 1.2 million preschool and primary school children nationwide. Furthermore, WFP enhanced the homegrown school feeding programme by supporting milk production and biofortified beans. This effort supported local value chain actors and emphasized economic empowerment and livelihoods of women smallholder farmers. WFP collaborated closely with the Government, which signed the Declaration to join the School Meals Coalition after participating in the World Summit in

October 2023 [6]. WFP's committed to strengthen its partnership with the Government to address child malnutrition and enhance school feeding programmes in the country. Through its nutrition programme, WFP reached more than 21,000 children and almost 8,000 pregnant and breastfeeding women and girls to prevent malnutrition, particularly among groups vulnerable to food insecurity.

WFP supported the Government's initiatives to enhance and strengthen national social protection systems and policies, focusing on food security and nutrition. WFP actively assisted the Government in crafting a shock-responsive social protection policy to ensure households could afford to address climate risks. WFP provided logistics services such as warehousing, inventory management, handling, and transportation to humanitarian network partners to increase their coverage and response capacity.

Contributing to SDG 17, WFP established solid partnerships with key ministries in Honduras. This strategic collaboration ensured the proper implementation of activities, further bolstering the collective commitment to sustainable development goals and strengthening the resilience of communities vulnerable to food insecurity. Furthermore, WFP collaborated with International Financial Institutions to address food insecurity, leveraging financial resources and expertise for sustainable projects that enhance agricultural and economic systems.

In its evidence-generating efforts, WFP contributed to a better understanding of challenges and opportunities related to food security and humanitarian needs. In 2023, WFP, in collaboration with UNICEF, the National Institute of Statistics and Action Against Hunger, assessed the nutritional and food security situation in four prioritized regions of Honduras [7]. This study offered current and timely information for decision making and the design of projects, programmes and policies in both the governmental sector and civil society. Moreover, WFP conducted a study of food security and nutrition in Indigenous and Afro-descendant populations with a gender approach [8].

WFP continued its co-lead role of the Food Security and Nutrition Cluster, collaborating with government agencies as well as humanitarian and non-governmental organizations to improve food security analysis and evidence-based decision making. Moreover, WFP led the Cash Working Group, driving innovation and research to explore new approaches for designing and implementing cash transfers based on diverse humanitarian contexts. Additionally, WFP co-led with FAO the results group focused on promoting coordination under Strategic Priority 2 of the United Nations Sustainable Development Cooperation Framework.

1,338,318

Total beneficiaries in 2023



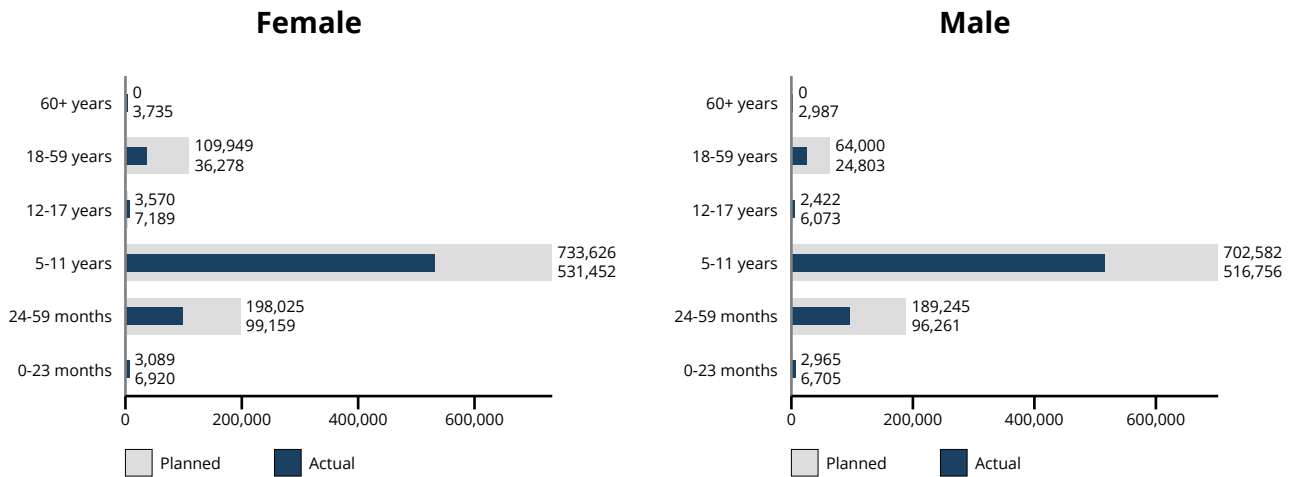
51% female



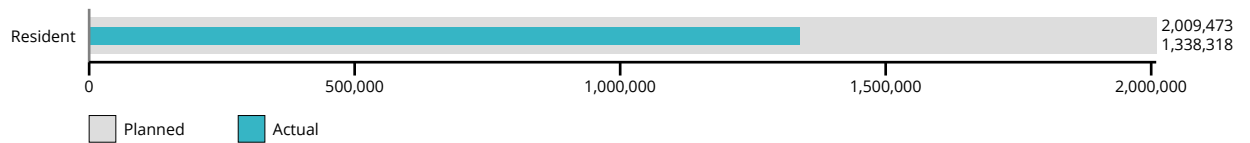
49% male

Estimated number of persons with disabilities: 4,075 (51% Female, 49% Male)

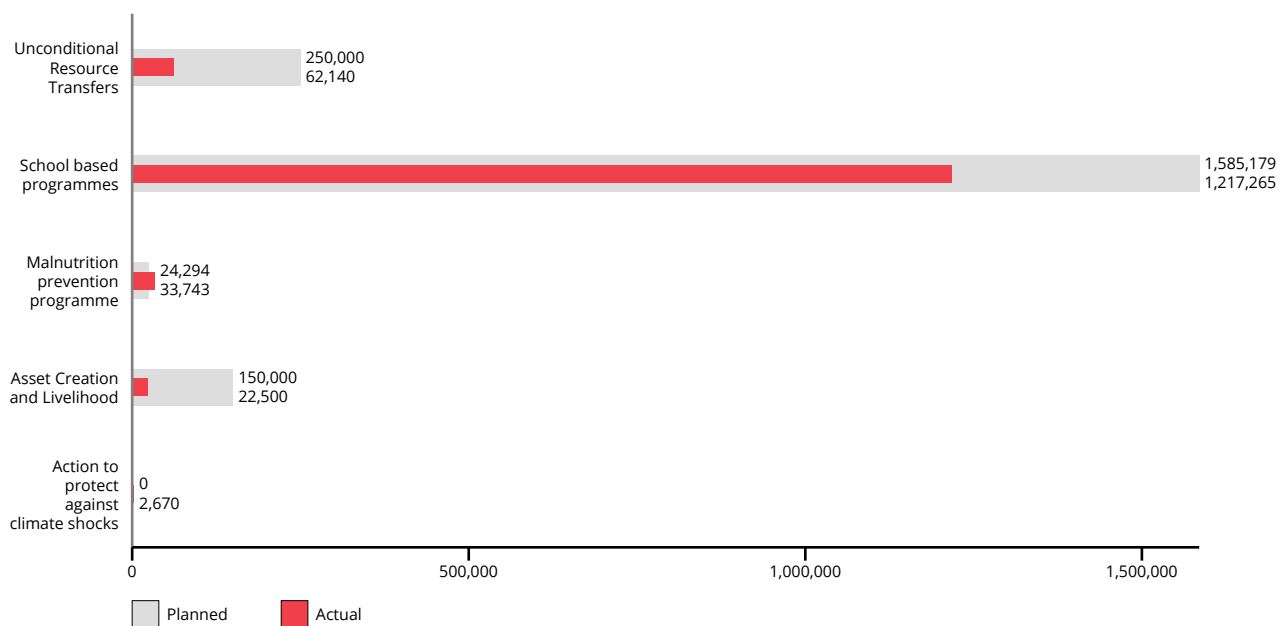
Beneficiaries by Sex and Age Group



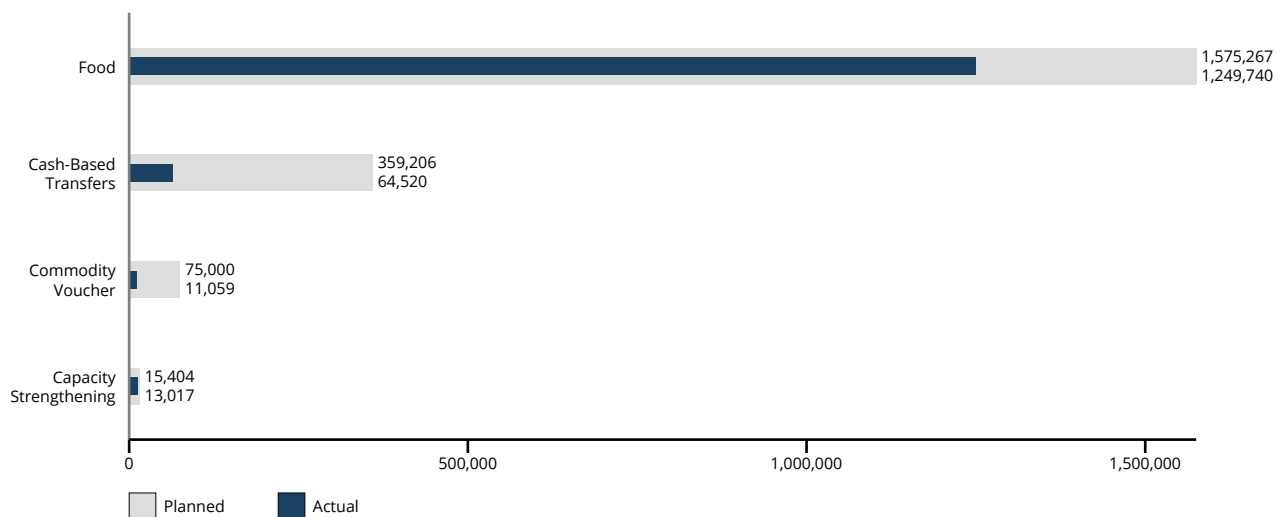
Beneficiaries by Residence Status



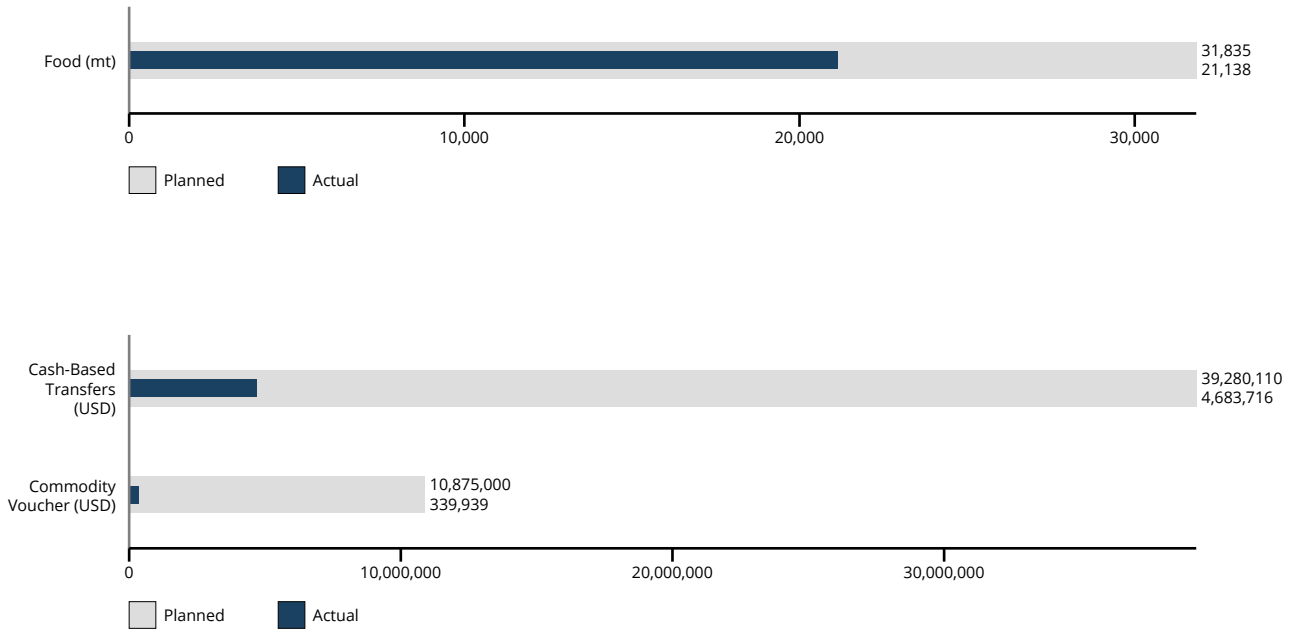
Beneficiaries by Programme Area



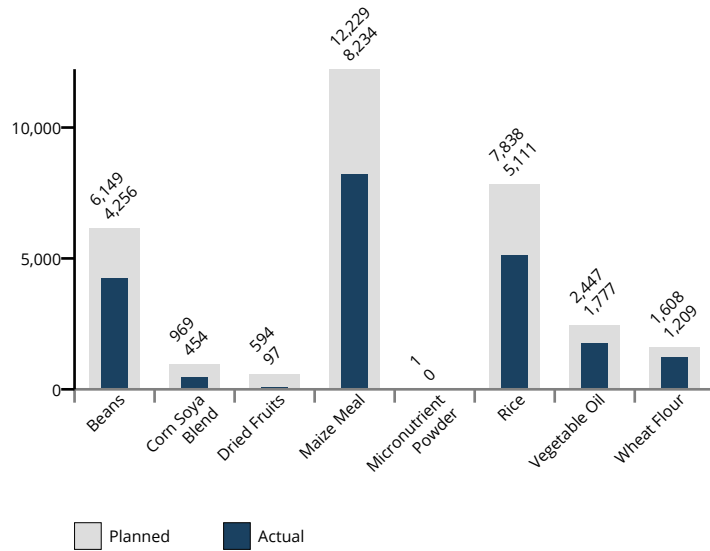
Beneficiaries by Modality



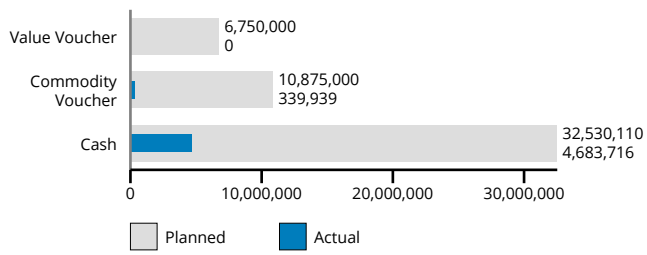
Total Transfers by Modality



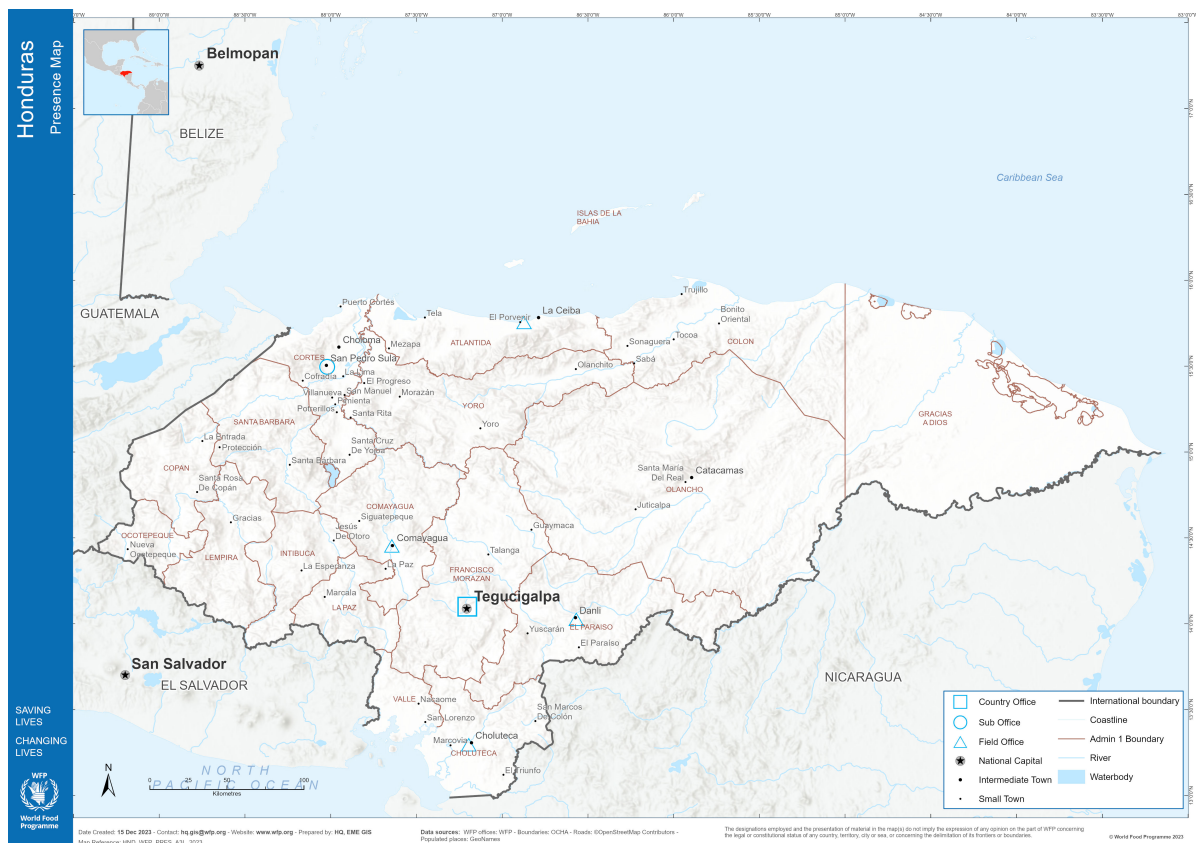
Annual Food Transfer (mt)



Annual Cash Based Transfer and Commodity Voucher (USD)



Operational context



Honduras is a middle-income country in Central America confronting persistent poverty, food insecurity and socioeconomic inequality. The country experienced a gradual recovery from the challenging events that impacted the socioeconomic landscape in the past three years (COVID-19, coupled with the destructive tropical storms and drought) and which had exacerbated existing vulnerabilities in the population through disruptions in healthcare, infrastructure and livelihoods. Moreover, Honduras was disproportionately affected by volatile prices of food, agricultural inputs and energy. The Central American Monetary Council reported an inflation rate of 5.3 percent for 2023, which rose due to the recent crisis. In the first year of its country strategic plan 2023-2027, WFP supported the Government in addressing the root causes of hunger and poverty and meeting the basic needs of the populations most vulnerable to crises. The plan focused on strengthening livelihoods, resilience and social protection to reduce humanitarian needs progressively and contribute to building peaceful and safe communities where people can live with dignity. By doing so, WFP contributed to achieving Sustainable Development Goals (SDG) 2 (Zero Hunger) and 17 (Partnerships for the Goals).

At the beginning of 2023, an estimated 2.3 million people (24 percent of the population) experienced emergency and crisis levels of food insecurity, according to the Integrated Food Security Phase Classification, which rose to 2.4 million during the food shortage season between June and August 2023 [1]. This was due to the unsustainable rise in the food basket cost and fuel prices coupled with low household incomes, which diminished purchasing power. Additionally, the cultivation of staple crops shrank due to the high costs of agricultural inputs and climate variability. The lingering impacts of tropical storms, particularly Tropical Storm Julia in October 2022, exacerbated the situation by causing crop losses through flooding and excessive rainfall. This was primarily due to seasonal spikes in the price of basic grains, particularly from July onward.

Through its strategic outcome 1, WFP continued to provide emergency assistance to affected people and to strengthen the capacity of local institutions and organizations in emergency preparedness and response, risk management and anticipatory actions. In August 2023, the Ministry of Risk Management and National Contingencies (COPECO, for its Spanish acronym) declared a red alert for a meteorological drought in 140 out of 298 municipalities due to the El Niño phenomenon, affecting 250,000 people [2]. WFP supported COPECO by estimating and prioritizing the affected population, enabling targeted assistance through cash-based transfers in the most impacted areas.

Under strategic outcome 2, WFP improved people's livelihoods in rural and urban areas, especially those recently impacted by shocks. As part of its initiatives in 2023, WFP supported smallholder farmers affected by weather

conditions to access resources and tools, including trainings on climate-smart farming techniques, distributing fortified seeds and promoting water-efficient irrigation methods. By equipping smallholder farmers with these resources and knowledge, WFP enabled them to better cope with the impact of climate conditions, fostering more predictable and successful harvests. Additionally, WFP's efforts in promoting value chains and market linkages empowered these farmers to connect with local markets.

Under strategic outcome 3, WFP supported the Government in implementing social protection programmes, especially the school feeding programme, which embedded capacity strengthening for teachers, parents, caregivers and students for healthy diets, better health and hygiene practices, and gender equality. In Honduras, 19 percent of children aged 24-59 months are stunted and one in five women of reproductive age has iron-deficiency anaemia. In addition, Honduras has one of the highest adolescent pregnancy rates in Latin America, which is correlated to children stunting, micronutrient deficiencies and low-birth weight [3]. Through its nutrition interventions, WFP assisted pregnant and breastfeeding women and girls and their children aged 24-59 months, and provided nutrition education for parents.

As part of WFP's sustainability strategy, institutional capacity strengthening was vital in supporting the development of social protection systems linked to food security and nutrition. Through strategic outcome 4, WFP worked with the Government to promote inclusive and efficient public policies, a comprehensive legal framework that protects populations vulnerable to shocks and stressors, and strengthened targeting, registration and monitoring systems at the national level.

WFP continued to provide on-demand services to partners through its strategic outcome 5, focusing on cash-based transfers and supply chain, logistics and procurement services.

Risk management

WFP assessed the risk register twice a year, systematically evaluating security risks such as high turnover in government and local partners, fraud risk, potential politicization of activities, disruption in the implementation of activities due to social unrest or manifestations and weaknesses in local institutions for humanitarian response.

These risks impacted both assisted people and WFP employees, particularly women and girls. Therefore, WFP enhanced collaboration with the United Nations Department of Safety and Security and relevant security focal points in the country by sharing information and monitoring situations that may have impacted WFP operations. To mitigate potential risks associated with cash-based transfers, WFP carefully assessed and screened vendors through internal mechanisms.

WFP undertook comprehensive measures to mitigate fraud risks, such as training programmes for WFP employees and local partners, which helped them identify and prevent fraud. Moreover, WFP established procedures and internal controls, including monitoring of financial transactions and regular process reviews guaranteeing transparency. To reduce the risks of the potential politicization of activities, WFP collaborated with local and international non-governmental organizations to enhance social oversight mechanisms and ensure that assistance was not exploited for political or personal purposes. Additionally, WFP, through community meetings with local authorities, informed the assisted population about their rights.

The country office adhered to the humanitarian protection policy, including protection against sexual exploitation and abuse as well as choosing programme sites accessible to people with disabilities. Data protection was a priority and targeting strategies were designed to avoid discrimination. WFP conducted safety and security training for relevant actors and maintained transparency and accountability in all its operations.

Lessons learned

WFP actively engaged in centralized and decentralized evaluations in Honduras, the recommendations of which were considered in the design of country strategic plan 2023 - 2027, such as strengthening WFP's role in public policy advocacy to contribute more effectively to an enabling environment for achieving Sustainable Development Goal (SDG) 2 (Zero Hunger).

As a result, WFP maintained its relevant strategic position as a crucial partner to the Government in the National School Feeding Programme, strengthening resilience to climate change and emergency preparedness and response. However, WFP prioritized its approach to play a more active role in advocating for public policies. WFP's assistance to the Government in developing the Public Policy on School Feeding reinforced political and strategic guidelines ensuring

sustainable provision of meals to children in government schools throughout the country. These integrated strategies complemented health initiatives within the school environment and played a crucial role in the development of human capital.

The Recycling Ladies

From scrap dealers to recycling ladies



© WFP/Hetze Tosta

The Recycling Ladies in their office that is built with walls of recycled bottles.

Honduras is particularly vulnerable to natural hazards like hurricanes, floods and droughts.

Urban areas in the departments of Cortés, Atlántida, Colón, Islas de la Bahía and Francisco Morazán were the worst hit by hurricanes in the past few years, with small and medium enterprises bearing the brunt. For María Miranda, it was urgent to do whatever it took to recover, even if this meant trying new things.

"We needed income for the family, since we had lost everything due to the hurricanes," she explains. This turned out to be recycling.

With the support of the Municipality of Puerto Cortés, in the department of Cortés, women from the communities of Boquerón, Caoba, Paleta, Sauce, Cedros, Robles and Las 40 started reprocessing waste.

They established a collection centre and received training on how to organize and manage leftovers. María Miranda became the president of the association *Grupo 6Rs* (Reduce, Reuse, Recycle, Repair, Reject and Give Away).

"We didn't know anything about recycling, but it seemed like a good opportunity," Miranda adds. "At first, our neighbours viewed the handling of discarded cans and plastics with disdain, so they called us "the scrap dealers".

WFP supports microenterprises owned by hurricane-affected households, to improve their food security. The agency donated a computer, office kits, scales and two *motocargas* (motorized tricycles that have a loading area on the back) to *Grupo 6Rs*.

This equipment improved their performance, as they collect an average of 2,800 pounds of plastic bottles and 400 pounds of cans every month.

"Before receiving the *motocargas*, the process of collecting and weighing the material took us much more time and money, since we had to pay for a vehicle to help us bring everything collected to the collection centre," explains Maria Oneyda Tejada, group treasurer.

For Hilda Idalia García Carbajal, driving the *motocargas* has been a unique experience. "I never imagined that I would learn to ride a motorcycle and at first I felt very nervous," she says. She now drives twice a week.

The members of the *Grupo 6Rs* are proud of what they have achieved: They earn enough money to feed their families and buy cans and plastics from neighbours, contributing to their income-generation and keeping their communities clean.

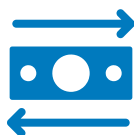
They earned the respect and admiration of the people around them. They are no longer called "the scrap dealers" and are now referred to as "the recycling ladies."

Programme performance

Strategic outcome 01: Crisis-affected populations meet their basic food security and nutrition needs before, during, and in the aftermath of emergencies, and strengthen their resilience and capacity to respond to future climate shocks and other crises, reducing their vulnerability



62,140 people received food assistance from WFP's **emergency response programme**



WFP supported **534 households** in vulnerable conditions as part of the **cash-based transfer anticipatory actions pilot**



WFP started developing the **first plan of anticipatory actions** for drought and the El Niño phenomenon

WFP's strategic outcome 1 focuses on assisting crisis-affected populations in meeting their essential food security and nutrition needs. This support extends before, during and after emergencies, to enhance the resilience and capacity of these populations to respond effectively to climate shocks and other crises and reduce their vulnerability.

This strategic outcome received funding amounting to 6 percent from Canada, the European Union, Germany and multilateral funds. However, financial challenges impacted the organization's capacity to mobilize resources promptly, reducing the scale of assistance to affected communities. The continued commitment by partners ensured that WFP could maintain essential operations, reaching a significant number of people despite the financial constraints.

In 2023, the combination of the impacts of the El Niño phenomenon and drought severely affected the livelihoods of Hondurans, exacerbating challenges across the nation. The drought, marked by an extended period of insufficient rainfall, caused agricultural distress. Subsistence farmers, who comprise a significant portion of the population, faced crop failures which diminished yields and increased food insecurity. The shortage of water resources affected farming and strained livestock, intensifying the economic difficulties rural communities faced.

In the second half of the year, Honduras faced a complex situation due to the hurricane season and a red alert for a meteorological drought, including heavy rains, flooding and landslides, especially in areas still recovering from the impacts of previous years' hurricanes. This dynamic shift from water scarcity to managing excess water presented difficulties for infrastructure, agriculture and communities already grappling with the effects of drought. In activity 1, WFP assisted households facing food insecurity during and after crises, supporting government efforts. The assistance was designed to meet households' essential requirements related to food security and nutrition, focusing on promoting early recovery. Through activity 2, WFP enhanced the capacity for climate-smart emergency preparedness of local government staff, planning and response, incorporating anticipatory actions and recovery measures for vulnerable and risk-prone communities and local actors.

In collaboration with the Ministry for Contingency and Risk Management (COPECO, for its Spanish acronym), WFP created a national impact assessment tool to evaluate the effects of the El Niño phenomenon on food security and nutrition. This tool was instrumental in conducting national-level analyses to prioritize assistance during emergency response. Moreover, the Government adopted this tool to guide its intervention and make future assessments. WFP complemented the Government response and continued providing emergency assistance, reaching over 53,600 people (51 percent women and 49 percent men), including 2,670 Indigenous people, through cash-based transfers (CBT) and commodity vouchers. Under this initiative, each household received three monthly transfers of USD 150 or a commodity voucher, enabling them to obtain nutritionally balanced food baskets designed to meet the dietary needs of a family with up to five individuals [1]. Moreover, WFP promoted early recovery activities by providing more than 8,400 people with multi-purpose cash assistance. This modality empowered individuals and communities affected by crises to make informed decisions and prioritize according to their unique needs and preferences.

Through multi-purpose cash assistance, assisted people gained flexibility in addressing immediate food needs and early recovery such as rebuilding livelihood and investing in essential services and provided resources for restoring local markets. In 2023, WFP strengthened its CBT digitization strategy, implementing actions that improved internal

controls to comply with the corporate standards on beneficiary identity management (IDM). These actions will continue in 2024 to digitize the entire CBT cycle, beneficiary registration and database management, strengthening the programmatic and financial reconciliation of operations.

WFP reached 62,140 people, representing 25 percent of the initial target for its emergency assistance programmes due to insufficient funding for emergency preparedness and response activities which significantly constrained WFP's ability to assist the planned number of people, leaving behind more than 187,000 people unsupported. Considering people's needs and preferences, nutritional requirements, market availability and WFP's operational capacity, WFP prioritized CBT and voucher assistance, but could not distribute planned in-kind food commodities.

Through its emergency preparedness programme (activity 2), WFP focused on strengthening local and national government capacities in emergency preparedness and anticipatory actions. During 2023, as one of the strategic partners of COPECO, WFP started developing the first plan of anticipatory actions for drought and the El Niño phenomenon, expected to be completed by mid-2024 and participated in the inter-institutional committee on drought. WFP's involvement was key to determining the alerts and targeting of risk-prone communities, which resulted in the timely preparation of forecasts for 2023, reaching an estimated 140,000 people indirectly.

In 2023, WFP advanced in institutionalizing anticipatory actions with the Government and the humanitarian community by promoting the establishment of the multi-stakeholder Technical Advisory Group for Anticipatory Actions (GTA-AA, for its Spanish acronym), co-led by WFP, FAO and the Honduran Red Cross. The GTA-AA includes civil society actors, United Nations agencies, funds and programmes and institutional actors. Establishing this group reinforced the knowledge and capacities of an average of 35 members in each of the five workshops held between May and December on effectively identifying, planning and implementing anticipatory actions. As a result, GTA-AA was better equipped to anticipate and respond to emerging threats, ultimately leading to more resilient and better-protected communities. Moreover, these workshops fostered collaboration among diverse stakeholders, facilitating better coordination, which ensured a more comprehensive and holistic approach to anticipatory actions.

Through the GTA-AA, WFP implemented anticipatory actions based on seasonal forecasts of the El Niño phenomenon ahead of the harvest season in Cholutca city, part of the Dry Corridor. By joining a Red Cross and FAO anticipatory actions protocol activation, WFP tested its operational readiness and improved its response time. WFP implemented early warnings forecasts and CBT to 534 households in Choluteca city from October to December 2023. Monitoring visits and surveys of 2,500 households showed satisfaction with WFP's assistance and CBT allowed these households to build food reserves and develop acceptable consumption patterns. Also, 92 percent of households used cash to buy food and other key inputs ahead of the planting season.

Moreover, complementing capacity-strengthening support for smallholder farmers on access to accurate climate information (activity 3, strategic outcome 2), WFP installed 30 meteorological stations to strengthen forecast accuracy, contributing to enhancing early warning already undertaken by the COPECO's Centre for Atmospheric, Oceanographic and Seismic Studies (CENAOS, for its Spanish acronym). By 2024, the improved forecasting capacity of CENAOS is expected to indirectly benefit over 287,800 people by providing climate and weather risk information to make informed decisions about protecting their livelihoods.

Complementing activity 7 under strategic outcome 4, in 2023, WFP launched the development of the shock-responsive social protection (SRSP) methodology in the country, promoting collaborative work between COPECO and the Ministry of Social Development towards joint capacities to respond to emergencies through national social protection systems and programmes.

The Gender and Age Marker score of 3 for strategic outcome 1 highlighted the effort to integrate gender and age considerations throughout the planning and implementation phases of the activity. WFP prioritized women-headed households to narrow gender disparities. WFP advanced in disaggregating data by gender and will strengthen collecting data on age groups for proper analyses.

WFP GENDER AND AGE MARKER

CSP ACTIVITY	GAM MONITORING CODE
Provide shock-responsive gender- and nutrition-sensitive emergency assistance to the most vulnerable populations affected by crises to meet their food, nutrition, and related essential needs and facilitate early recovery	3 - Fully integrates gender
Strengthen climate-smart emergency preparedness, planning, and response capacities, including anticipatory action and recovery, of vulnerable and risk-prone communities and local actors, with a gender-sensitive approach, setting the foundations for resilience building	1 - Partially integrates gender and age

Strategic outcome 02: Vulnerable populations in prioritized rural and urban areas, including those recently affected by emergencies, build and strengthen their livelihoods, and generate higher, more reliable, and steadier incomes, contributing to better food security and nutrition outcomes and sustainable climate-resilient food systems all year round



160 smallholder farmers were linked the National School Feeding Programme thanks to WFP support.



WFP started developing the country's first-of-its-kind **parametric microinsurance product**



82 percent of households reached an **acceptable food consumption score**.



WFP indirectly improved **4,000 children** well-being with nutritious and wholesome by-products.

Through strategic outcome 2, WFP is dedicated to building and strengthening the livelihoods of urban and rural populations in vulnerable conditions, generating higher and more reliable incomes, thereby improving people's food security and nutrition and fostering sustainable, climate-resilient food systems. In 2023, drought significantly impacted smallholder farmers' livelihoods, affecting their agricultural activities and overall well-being. Water shortages led to reduced yields and, in certain instances, complete crop failure, which increased food insecurity and financial stress for smallholder farmers, who rely heavily on their harvests for food and income. Continuing its sustainable livelihoods strategy, WFP invested in resilience and sustainable food system initiatives through an integrated support package of food for asset activities.

WFP's resilience-building activities positively impacted 22,500 people (4,500 households), of which 68 percent were women. Compared to 2022, 91 percent fewer people were assisted, primarily due to financial constraints, since strategic outcome 2 received only 17 percent funding. Specifically, activity 3, which focused on rural resilience, used multi-year funds from previous years. With support from key partners like Cargill, the Adaptation Fund, the Peacebuilding Fund, the European Union, Japan and the United States of America, WFP implemented various interventions, emphasizing climate risk management, livelihood support and adaptive agricultural techniques, focusing on women and youth. Moreover, WFP focused on strengthening communities' food systems and their capacity to recover from climate disruptions, achieving 90 percent of the target. The overall impact of these efforts resulted in enhanced opportunities for sustainable income generation and improved access to more nutritious food, as reflected in improved food consumption scores. Activity 4 on urban resilience did not receive funding, which WFP used to enhance entrepreneurial and vocational skills, with a particular focus on youth.

Throughout 2023, WFP provided food and technical assistance to the above-mentioned 22,500 people for asset creation and improved livelihoods through cash-based transfers. Every household received three monthly transfers of USD 150. These initiatives focused on developing and enhancing productive assets and community infrastructure while incorporating climate adaptation solutions. Furthermore, more than 2,500 community members benefitted indirectly from this rehabilitated infrastructure. WFP prioritized territories and populations vulnerable to climate events and gave special attention to areas heavily reliant on family farming in the Dry Corridor. WFP, in collaboration with local governments and non-governmental partners, established community-based participatory planning exercises as the cornerstone for developing and executing resilience activities. These exercises were instrumental in fostering community participation, ownership, gender equality and coordination among partners. Over the year, WFP conducted 30 livelihood consultations and analyses to identify the communities' resources, assets and strategies, such as key information, productive activities, income sources, assessment of skills and available resources, local market dynamics, access to essential services and social protection networks. Additionally, environmental and climatic risks and vulnerabilities were analysed to plan adaptation, risk reduction and development measures. These initiatives empowered communities to autonomously identify resilience priorities and propose sustainable solutions.

WFP's smallholder farmer support programme benefitted over 400 farmers and 500 microentrepreneurs, who witnessed substantial improvements in farming techniques, embraced agro-ecology-based approaches and adopted better storage practices. WFP distributed agricultural inputs, equipment and infrastructure for post-harvest losses to 24 smallholder farmer aggregation systems, indirectly benefiting 410 members. They received crucial agricultural inputs, diversified their value chains, learned methods to minimize post-harvest losses and established connections to essential services and markets.

WFP assisted 160 smallholder farmers to link up with the National School Feeding Programme by facilitating the closing of 26 contracts, which sustained the delivery of produce and opened opportunities with the egg and fish production sectors. This enabled farmers to provide 17 mt of food assistance for 12 weeks, indirectly reaching 4,000 children with wholesome and nutritious by-products, demonstrating an immediate impact and serving as a model for successful partnerships fostered by WFP. The scalability of this model is visible through its potential for expansion and replication, emphasizing the effectiveness of collaborative efforts involving the Government and other local actors.

In collaboration with local partners, WFP conducted a comprehensive campaign on nutrition education, sanitation, and gender equality, indirectly reaching 2,000 participants. Through targeted training programmes and educational campaigns, WFP encouraged the consumption of eggs and fish in schools, fostering the integration of producers into local and markets. The initiative involved school feeding committees, producers, schoolchildren and leaders, with a noteworthy 70 percent representation of women. This extensive outreach covered 42 communities and employed a multifaceted approach, incorporating television and radio broadcasts along with hands-on training processes. Maintaining a comprehensive approach to gender equality throughout all phases, the campaign encouraged diversifying diets by introducing new recipes and innovative ways of preparing nutritious food.

WFP strengthened 534 microenterprises, involving 1,200 entrepreneurs, of which 70 percent were women. Through strategic alliances, these efforts contributed to economic revitalization and empowerment. This support enhanced their businesses' sustainability, improving individual conditions for women entrepreneurs. Moreover, 2,000 people indirectly benefitted in the departments of La Paz, Valle and the north of Francisco Morazán with access to employment, educational opportunities and an overall enhancement in the quality of life for the communities involved.

WFP provided seed capital and enhanced productive capacities for those affected by the challenges posed by drought and excessive rainfall. In addition to the capital injection, WFP provided training using the "Creating My Business" methodology [1], covering topics from financial management to marketing strategies. This collaborative effort not only contributed to the economic revitalization of communities but also significantly empowered women entrepreneurs, positively impacting gender equity. Beyond microenterprises, more than 700 members of community-based organizations received training in financial education and credit mechanisms. WFP worked with partners such as the Business Development Centre for Micro, Small and Medium-sized Enterprises in the Western Region, CUSO Internacional, the Council of Southern Santa Barbara Municipalities, Zamorano University and local non-governmental organizations.

In Honduras, rural households faced recurring impacts of climate shocks, experiencing significant agricultural losses while lacking access to formal risk management mechanisms. In 2023, WFP continued its efforts to reduce the risks of climate change by strengthening climate services, developing adaptation solutions and advancing parametric microinsurance. Collaborating with Biodiversity International and the International Centre for Tropical Agriculture (CIAT), WFP championed the Integrated Participatory Climate Services for Agriculture Initiative and delivered accurate climate information to 2,500 individuals through trained community agents. The initiative involved reinforcing 16 municipal agroclimatic tables and installing eight weather stations to inform individuals about regional climate variability.

WFP started developing a parametric microinsurance product, an innovative initiative that will represent a first-of-its-kind product in the country. WFP partnered with the Government to begin designing a pilot to reach 1,000 smallholders and microentrepreneurs in the Goascoran watershed. With the Ministry of Environment and Natural Resources, WFP commenced initial steps for implementing the binational Goascorán Watershed project to strengthen the adaptive capacities of communities vulnerable to climate shocks through community-based adaptation, financed through the Adaptation Fund. Additionally, WFP coordinated with the Ministry of Finance to examine a broader climate risk financing strategy and approaches to address climate risks in the country starting in 2024.

Contributing to Sustainable Development Goal 13 (Climate Action), WFP supported the restoration of 453 hectares of community gardens, built 70 water-harvest structures, produced 637 mt of organic fertilizer, built 15 sheds for egg production and distributed 156 devices of equipment for energy-efficiency favouring the production, preservation, and preparation of food. These actions, along with technical assistance, benefitted 4,076 producers in 102 communities in La Paz, Valle, Choluteca and Santa Barbara. Moreover, WFP efforts resulted in protecting 200 ha of land, preserving essential water resources, and supporting sustainable food production. As a result, WFP enhanced ecosystem services, which indirectly benefitted over 54,000 people from the region.

Furthermore, WFP effectively improved the capacities of technicians, community leaders and young individuals in climate adaptation, water resource management, integrated risk management and applied agro-ecology, particularly emphasizing gender and food security. The training initiative engaged more than 200 participants and developed five climate change adaptation guides and an additional five climate change adaptation plans, spanning 45 municipalities in La Paz and Valle. The entire process was conducted in collaboration with Zamorano University, CIAT and the Observatory of Territorial Planning of the National University of Honduras.

Despite the challenges and the difficult economic situation, the results were encouraging since WFP's post-distribution monitoring data showed improved food consumption patterns among people. Providing timely, appropriate and adequate food assistance enhanced most food security and livelihood indicators. At the end of the intervention, 82 percent of households reached acceptable food consumption levels against 69 percent at the baseline. Moreover, populations in targeted communities reported improvements and benefits from livelihood assets. Notably, 62 percent of the local population reported recognition of environmental benefits. The implementation of sustainable practices and community-led environmental projects yielded positive outcomes. Residents highlighted improvements in local ecosystems, citing enhanced biodiversity, soil conservation and cleaner water sources. These reported environmental benefits aligned with WFP's commitment to fostering community sustainability and resilience.

The Gender and Age Marker score of 3 associated with strategic outcome 2 highlighted the commitment to effectively integrate gender and age dimensions at all stages of planning and implementation. Participatory livelihood planning exercises designed to ensure the equal participation of women and men served as a key mechanism to inform activities that built resilience and improved livelihoods, with specific consideration of the needs of each community. In addition, priority was given to households headed by women and young entrepreneurs in interventions at the household and business group levels, with the clear objective of enhancing their self-sufficiency and empowerment. It is important to highlight that through efforts to promote livelihood and climate resilience, WFP consolidated communities where households in vulnerable conditions were able to expand and strengthen their income generation, ensure their food and nutrition security and find opportunities to thrive, progressively reducing the incentives for forced migration.

WFP GENDER AND AGE MARKER

CSP ACTIVITY	GAM MONITORING CODE
Provide food and technical assistance to vulnerable rural populations and support to social protection systems and local actors to build and strengthen their livelihoods and make their food systems more sustainable, diverse, and resilient to climate change and multi-pronged crises	3 - Fully integrates gender
Provide food and technical assistance to vulnerable urban populations and support to social protection systems and local actors for the promotion of employment generation schemes and increased income, contributing to their food security and resilience to external shocks	N/A

Strategic outcome 03: Vulnerable populations in prioritized rural and urban areas have stable and adequate access to comprehensive social protection services and programs that increase their level of food and nutrition security by 2027, contributing to the development of human capital in Honduras



1.2 million children reached through the **National School Feeding Programme**



WFP assisted over **20,000** schools of the **National School Feeding Programme**



WFP reached **8,056 pregnant and breastfeeding women and girls** and **22,068 children** aged 24-59 months.



71 percent of women achieved **acceptable dietary diversity** through WFP programmes.

As part of strategic outcome 3, WFP contributed to strengthening national social protection systems to promote vulnerable populations' food security and nutrition. In 2023, WFP maintained its role as a key partner for the Government in the implementation of the National School Feeding Programme (PNAE, for its Spanish acronym) and more widespread access to nutritious food to prioritized groups to further contribute to the protection and development of Honduras' human capital. As the partner of choice, WFP collaborated closely with the Government to design and execute programmes that specifically targeted people in the most vulnerable conditions. WFP played a crucial role in channeling resources, expertise and logistical support to ensure the effective implementation of national school feeding initiatives, ultimately contributing to improved nutrition and educational outcomes. Moreover, to prevent malnutrition and micronutrient deficiencies in Indigenous women and children in the Dry Corridor, WFP supported the implementation of nutrition-specific interventions. Notably, activities under this strategic outcome were primarily funded by the Government, highlighting the trust and confidence placed in WFP as a reliable partner in advancing national nutrition and food security agendas. This collaborative effort underscored the shared commitment to addressing the vulnerabilities of marginalized populations and promoting sustainable solutions for long-term impact.

Activity 5 focused on providing nutritious school meals to preschool- and school-age girls and boys to ensure their access to social protection and simultaneously enhance the role of schools as central hubs, addressing children's health, nutrition and social needs. In 2023, sustained funding ensured the continuous operation of the programme, serving 1.2 million students across more than 20,000 schools nationwide with a daily ration of nutritious food. WFP continued its alliance with local private partners such as Fundación Ficohsa and Fundación Terra, reaching 11,000 more students who received the same nutritional support. The local private sector became a vital contributor, moving beyond basic compliance with social responsibility to invest in food security. This strategic collaboration markedly enhanced the programme's impact by injecting financial resources and providing nutritious meals to a more significant number of students. In-kind donations were maintained due to alliances with local private partners, such as Grupo Jaremar and the Government of Saudi Arabia. The total distribution under the PNAE amounted to 20,672 mt of food, making a significant contribution to addressing children's health and nutrition needs.

In collaboration with international partners, WFP continued project activities to strengthen the home-grown school feeding (HGSF) initiatives. The project's initial phase focused on capacity strengthening and enhancing local production capabilities. Activities targeted local value chain actors, particularly women smallholder farmers, enabling the participation of women in the processes and highlighting their involvement as food producers. WFP supported smallholder farmers by linking them to the PNAE, enhancing their productivity and resilience through the HGSF approach by providing biofortified beans to 188 schools across four municipalities, indirectly benefitting more than 7,000 schoolchildren. Moreover, WFP provided technical assistance covering various agricultural practices and technical topics and strengthened the value chains by providing equipment such as drip irrigation systems, fumigation equipment, personal protective gear, machinery and laboratory equipment. Furthermore, WFP delivered 22 mt of fresh

products from smallholder farmers to complement the daily ration, contributing to a diverse diet for school-aged children, as part of the HGSF model.

Additionally, WFP supported national and local capacities by providing trainings on the correct administration and accountability of implementing the PNAE to school administrators, officials, school feeding committees, local school authorities, teachers and national partners on the programme management, technical assistance and food and nutrition education. Through these targeted trainings, participants acquired essential skills and knowledge to effectively administer the PNAE, ensuring its proper implementation and accountability mechanisms. This resulted in improved efficiency in executing the programme, leading to more streamlined processes and enhanced transparency.

In collaboration with the Ministry of Education and as part of the school rehabilitation strategy, WFP played a vital role in supporting the construction and refurbishment of infrastructure of 35 schools. This strategy encompassed improvements to kitchens, warehouses, student dining halls, and sanitary toilet modules, along with the installation of drinking water storage tanks. Additionally, WFP delivered 9,263 utensils such as plates, glasses, pots, ladles, knives, chopping boards, cups, spoons, cooking pots and cooking tables. An additional 99 pieces of school equipment, including stoves, refrigerated display cases, blenders and food processors were delivered, enhancing the overall functionality of the school facilities. These measures helped provide safe spaces in the schools for the proper preparation, handling and consumption of food. As part of the complementary health, hygiene, and nutrition interventions alongside school feeding, WFP supported a nationwide deworming campaign for schoolchildren and distributed dewormers to more than 1.8 million schoolchildren (51 percent girls) across the country. This campaign benefited children in public and private pre-primary, primary and middle schools.

Regarding South-South and Triangular Cooperation, WFP facilitated bilateral virtual sessions between the Ministry of Social Protection and the Government of Madagascar to exchange knowledge and experiences about school meals programmes from the region that incorporate local food purchases. Additionally, representatives from the Government of Cuba conducted an in-person visit to meet with the Government's counterparts to exchange knowledge and experiences on social protection systems, targeting tools, registration, cash transfers and financing mechanisms.

In activity 6, WFP seeks to deliver nutrition and food assistance to the populations in the most vulnerable conditions, while promoting behavior change and enhancing capacities for healthier diets. The objectives include mitigating protection risks and fostering positive transformations in gender roles.

In 2023, WFP collaborated with the Government, under an agreement with the Ministry of Health, to enhance the national malnutrition prevention programme. This initiative involved in-kind food distributions and implemented capacity-strengthening activities across 59 targeted municipalities, 212 health centres, benefitting 8,056 pregnant and breastfeeding women and girls (PBW/G) and more than 22,068 children aged 24-59 months. In parallel, WFP extended its support through the Conditional Food Assistance pilot project in partnership with Catholic Relief Services. This project, concluded in the third quarter of 2023, focused on two municipalities with a high prevalence of stunting, providing commodity vouchers and cash-based transfers to PBW/G and children aged 24-59 months. People who fulfilled attendance and participation requirements at health centres, nutrition education sessions, and surveillance activities received transfers of USD 0.71 per child for 180 days and USD 0.63 per PBW/G for 90 days. The CBT modality was complemented by the distribution of commodity vouchers (nutritionally balanced food baskets).

As part of capacity-strengthening efforts, WFP trained 1,056 health centre staff in the knowledge and skills needed to promote proper infant and children feeding practices. These trainings ensured that health staff provided nutritional guidance to mothers, contributing to optimal nourishment for over 108,000 infants and children. Another key objective was emphasizing the importance of nutritional surveillance, enabling health centre staff to monitor and assess nutritional trends in communities effectively. Additionally, the training standardized anthropometric measurements, ensuring accuracy and consistency in assessing children's growth and nutritional status. By achieving these goals, health centre staff became better prepared to address and prevent malnutrition, ultimately improving maternal and child health outcomes in their communities. This targeted training reflected WFP's commitment to enhancing the capacity of health professionals and promoting sustainable practices for the well-being of vulnerable populations.

In 2023, 73 percent of children achieved a minimum acceptable diet and 71 percent of women achieved acceptable dietary diversity. These positive outcomes were made possible by WFP combining its assistance modalities, enabling the assisted population to sustain or improve their food security despite facing worsening economic challenges.

The delay in funding significantly affected the implementation of malnutrition prevention activities, disrupting the timely execution of key initiatives and impacting the programme's overall effectiveness. Fortunately, timely financial support from the Government of France and a local private partner, Kielsa Foundation, allowed the initiatives to proceed. These contributions played a crucial role in countering the challenges posed by the delayed funding, facilitating the continuation and successful execution of malnutrition prevention activities. This collaboration underscored the significance of diversified funding sources and strategic partnerships in overcoming obstacles and ensuring the resilience of critical health initiatives.

WFP, in coordination with UNICEF and with the support of the Government's National Institute of Statistics, conducted a comprehensive study on the evaluation of the nutritional and food security situation in four prioritized regions. This evaluation provided updated and valuable information, enabling WFP to expand its interventions under activity 6 to the Gracias a Dios department. This region, where 21 percent of children face chronic malnutrition and 43 percent of the population experienced moderate to severe food insecurity (the highest among the four selected regions), was included in the programme. The study's results contributed to informed decision making for policy analysis, enhancing guidelines, prioritizing areas and empowering local governments with critical information for future programme planning, particularly in culturally sensitive and complementary actions.

As part of its communication strategy for social behavior change, WFP collaborated with a national radio station to disseminate essential nutrition messages to enhance parents' and caregivers' understanding of the appropriate use of Super Cereal and Super Cereal Plus and promote a fairer distribution of childcare and encourage adolescent girls and young women to seek pre-natal care in health centres. The campaign indirectly reached over 4,200 men and women in 2023.

In 2023 one key takeaway for WFP was the recognition that government participation and international funding significantly contributed to the programme's success. However, additional investment is required to meet the activity's objectives fully. The importance of securing multi-year funding from governmental and non-governmental sources was emphasized, as it is a critical factor in ensuring the programme's long-term sustainability.

Gender was fully integrated into the implementation of activity 5 as evidenced by WFP's Gender and Age Marker score 4. WFP remained committed to considering the gender and age of assisted people by collecting disaggregated data and evidence, as well as implementing capacity-strengthening activities to promote gender equality. WFP collaborated with the Government in Food Systems Transformation Summits and the Global Coalition of School Meals, focusing on supporting women producers by integrating them into the programme's supply chain, particularly in the project aimed at enhancing milk production. This project included workshops addressing violence prevention against women, alongside technical assistance for production improvement. The PNAE prioritized enrollment of children from ethnic groups, particularly Indigenous and Afro-descendant communities.

Activity 6 received a score of 4 in the Gender and Age Marker indicating WFP's commitment to addressing gender inequalities through comprehensive gender and age analysis. This approach facilitated tailored activities, contributing to enhanced participation of people across different age groups served by the PNAE.

WFP GENDER AND AGE MARKER

CSP ACTIVITY	GAM MONITORING CODE
Provide nutritious school meals to pre-school and school-age girls and boys, ensuring their access to social protection, and strengthen the role of the school as a hub to address children's health, nutrition, and socialization needs	3 - Fully integrates gender
Provide nutrition and food assistance to the most vulnerable populations and promote behavior change and capacity strengthening for healthier diets, reduced protection risks, and positive gender roles transformation	4 - Fully integrates gender and age

Strategic outcome 04: The Government of Honduras further builds and strengthens its national social protection systems and its capacity to design, implement, monitor, and evaluate inclusive, nutrition- and gender-sensitive shock-responsive social protection policies and programmes, boosting people's trust in public institutions by 2027



WFP developed a **Social Protection Roadmap** for integrating social protection efforts across country strategic plan.



WFP signed an agreement with a **key government social protection programme** to improve data capabilities for better programme design and monitoring.

Through strategic outcome 4, WFP is dedicated to assisting the Government in enhancing its capacities for designing, implementing, monitoring, and evaluating social protection systems and programmes. In the first year of the country strategic plan, WFP has positioned itself as a crucial government partner through activity 7. The focus is on supporting the Ministry of Social Development to establish more efficient, inclusive, and responsive social protection systems. These systems are designed to aid populations in vulnerable conditions before, during and in the aftermath of crises. In alignment with this objective, WFP developed a Social Protection Roadmap. This roadmap is a guiding framework for integrating social protection efforts across country strategic plan outcomes and activities.

In 2023, under activity 7, WFP played a significant role in supporting the Government through two key initiatives. The first one involved signing an agreement in August 2023 with *Red Solidaria*, a crucial social protection programme under the Ministry of Social Development, focused on reducing extreme poverty in rural communities in vulnerable situations through conditional cash transfers [1]. Signed in 2023, this agreement is expected to improve the effectiveness of *Red Solidaria* programmes by enhancing data collection, analysis, and registration capacities of government entities to facilitate better programme design and monitoring through more efficient evidence generation. As part of this agreement, WFP scheduled training sessions on the Three-pronged Approach (3PA) methodology to strengthen participatory and integrated programme design, planning and implementation at local, municipal and national levels for *Red Solidaria* staff as well as training sessions on anthropometric and nutritional surveillance software (ANTHRO and ANTHRO PLUS) for 20 technicians to empower the workforce with advanced skills in data analysis, facilitating improved monitoring and evaluation processes within the context of nutrition programmes. Moreover, WFP donated ten laptops to local government staff.

WFP's second initiative in supporting the Government around promoting shock-responsive social protection (SRSP) was implemented in coordination with strategic outcome 1, activity 2. WFP received a formal request from the Government, which demonstrated the significant efforts to establish WFP as a relevant government partner in emergency preparedness and response, anticipatory action, livelihood recovery and social protection. The Government requested WFP's assistance in collaboration with the ministries of Social Development, Contingency and Risk Management to enhance national capacities, integrating and strengthening social protection and emergency response systems, enabling a coordinated response in the face of shocks or emergencies. WFP collaborated closely with The Adaptive Social Protection Unit (UPSA, for its Spanish acronym) of the Ministry of Social Development and the Emergency Preparedness and Response Directorate of the Ministry for Contingency and Risk Management to implement the five phases outlined in WFP's Operational Guide on SRSP. In this context, WFP executed the second phase of the methodology, which involved assessing national capabilities and conducting a simulation exercise, in early December with participants from UPSA, *Red Solidaria*, and the Ministry for Contingency and Risk Management. The remaining three phases have been scheduled to be completed throughout 2024 and the first quarter of 2025. These phases aim to enhance the Government's inter-institutional operability, coordination and information sharing. The goal is to develop SRSP protocols, enabling a quicker, more efficient and better-targeted government response to emergencies through its social protection systems and programmes.

WFP further collaborated with *Red Solidaria's* monitoring and evaluation unit to address their request for improved monitoring and evaluation capabilities. WFP and *Red Solidaria* identified key areas for enhancement, including monitoring conditionality compliance of people assisted with cash-based transfers, post-distribution monitoring and data collection and analysis platforms. WFP developed the content for a workshop covering these topics and planned to implement it in the first quarter of 2024.

Gender and Age activities have not started; however, WFP commenced its efforts to integrate capacity-strengthening opportunities for gender sensitive social protection in its support to the Government, seeking better targeting and monitoring and evaluation capabilities. This effort included signing an agreement with *Red Solidaria* to provide training to gather better anthropometric data on pregnant and breastfeeding women and children aged 24-59 months. These opportunities are expected to materialize in 2024.

WFP GENDER AND AGE MARKER

CSP ACTIVITY	GAM MONITORING CODE
Strengthen the capacity of social protection systems, policies, and programmes to enhance food and nutrition security, and tackle vulnerability and inequalities to boost the human capital of Honduras	N/A

Strategic outcome 05: Key partners in Honduras benefit from efficient services all year round



187 mt were stored and transported in 2023.



WFP updated the [Logistic Capacity Assessment](#) tool that provides crucial information on logistics infrastructure and services at the country level.

Aligned with Sustainable Development Goal (SDG) 17 (Partnerships for the Goals), under strategic outcome 5, WFP provides consistent and efficient services to various partners throughout the year. Leveraging its cash-based transfers and supply chain proficiency, WFP aims to offer services and technical support to government agencies, humanitarian network partners, and other organizations. The objective is to enhance their response capacity, enabling them to effectively meet operational needs and assist vulnerable populations.

In 2023, under activity 8, WFP provided transportation of office furniture and supplies for UNDP and storage services of medical supplies for UNOPS. In addition, WFP led the Logistics Working Group, which provided the humanitarian community with timely and reliable logistics support and operational information. Through the field-based preparedness project, WFP achieved a significant milestone by updating the logistic capacity assessment (LCA). This tool provides crucial information on logistics infrastructure and services at the country level. The LCA was a key advancement in organizing and standardizing logistics data locally and globally, ensuring valuable information sharing within WFP and the wider international humanitarian community. The immediate impact for Honduras was an improvement in logistical efficiency, enabling informed decision making and strategic planning to optimize resource distribution in emergency and development scenarios.

WFP led initiatives to enhance supply chains at the national level. Serving as a technical advisor to the Ministry for Contingency and Risk Management, WFP conducted a comprehensive analysis of its supply chain, gathering information through partner interviews, reviewing key data and conducting field visits to identify areas for improvement in its management. This analysis resulted in specific recommendations, aimed at reducing gaps and enhancing operations. The activity concluded with a prioritization workshop with the objective of prioritizing recommended activities based on their relevance to the institution's objectives, available budget and the probability and impact of the identified gaps on operations.

As a complement to the donation of Mobile Storage Units in 2022, a training programme for 11 Ministry for Contingency and Risk Management staff was conducted. This training enhanced their skills and enabled them to assemble these units, which is essential for efficiently and effectively deploying and assembling them during emergencies. This served to expand storage capacity in critical areas where these units play a crucial role.

WFP collaborated with its counterpart in Guatemala to develop a binational emergency logistics preparedness workshop, which was key in addressing issues related to coordinating public, private, and humanitarian sectors in both countries for logistical preparedness and emergency response. The workshop was organized in collaboration with the Global Logistics Cluster and WFP's Regional Office for Latin America and the Caribbean. Also, it was conducted in coordination with the Executive Secretariat of the National Coordinator for Disaster Reduction, the Ministry of Risk Management and National Contingencies and the Coordination Centre for Disaster Prevention in Central America and the Dominican Republic, employing a cross-sectoral approach to address the complexities of emergency logistics preparedness.

For the country strategic plan activity on logistics, supply chain and emergency communications, gender scores are not applicable.

WFP GENDER AND AGE MARKER

CSP ACTIVITY	GAM MONITORING CODE
Provide on-demand cash transfer to national institutions, organizations, and other humanitarian network partners	N/A
Provide on-demand supply chain services to national institutions, organizations, and humanitarian network partners in order to increase their coverage and response capacities	N/A

Cross-cutting results

Gender equality and women's empowerment

Improved gender equality and women's empowerment among WFP-assisted population

Honduras faces structural gender inequalities rooted in negative socio-cultural norms and practices that affects girls and women's access to development opportunities, productive resources, social services, equal participation and decision-making processes in all aspects of life. Compared to 2022, Honduras did not present significant changes in the Gender Gap Index, remaining at 0.74, where women are 26 percent less likely than men to have equal opportunities. Gender-based violence (GBV) against women and girls increased in 2023 with 333 registered femicides [1], an estimation of one woman murdered every 21 hours. Moreover, victims do not report most cases of GBV due to fear of their perpetrators.

These inequalities place girls and women at a greater risk of food insecurity, as they are limited in their decision making and access to livelihoods. WFP continued to actively make efforts to promote equality and inclusion addressing challenges faced by women, girls and Indigenous communities. WFP's strategy emphasized its support to single women-led households that represented more than half of the total people assisted and are the main providers to their children and families assisted by WFP.

WFP strategic outcome 1 targeted food-insecure populations in emergency response interventions, focusing on Indigenous women in areas affected by disrupted and remote access, lack of basic products and natural hazards. Indigenous Pech women from the Santa Maria community in Olancho department received support in creating and re-establishing livelihoods such as community gardens, poultry farms and small enterprises complemented with the assistance of basic products and cash-based transfers. Additionally, Garifuna women of the Armenia community in the department of Atlántida received capacity strengthening on business skills and support with the rehabilitation of their bakery infrastructures to increase sales. These Indigenous women improved their food security, nutrition and income as well as of their households and communities.

WFP strategic outcome 2 continued to enhance women's empowerment in decision making and control over household income and community resources. WFP, in collaboration with cooperating partners, provided technical assistance, training and investments to promote sustainable practices, seeking to strengthen women's small business entrepreneurship. These initiatives promoted equal access to financial resources to build and sustain their businesses and help them gain independence, income and contribute to the development of their communities. The main recipients of cash-based transfers (or food) and asset creation measures were women, as WFP ensures their equal conditions and opportunities to men involved in the targeted activities.

Under strategic outcome 3, activity 6 encourages the attendance of pregnant and breastfeeding women and girls (94 percent) and their spouses (6 percent) to prenatal, post-partum, growth and development checkups, promoting dietary diversity and behavioral changes that favour the well-being of these population groups. Men were actively involved in different activities, such as in pregnant women's meetings, vaccination procedures for their children, training and delivery of food assistance, as well as in the learning station process, taking care of their sons and daughters during the reception and exchange of food assistance. Additionally, community spaces were used to encourage men to participate in activities that have traditionally been assigned to women.

WFP actively supported gathering evidence through reports and studies and participated in the United Nations Interagency Country Gender Team to strengthen efforts in favour of women's rights, equality and inclusion. As part of these activities, WFP contributed to the United Nations Country Team Report to the Committee on the Elimination of Discrimination against Women. This report provided in-depth analysis of human rights and examined the underlying causes of gender discrimination and the situation of women's rights in the country, pointing out achievements, the most prominent obstacles and opportunities for progress in each area of intervention.

WFP conducted a study with a gender approach, as the effect of the conditional food transfer model on the growth trend of children aged 6-23 months, with actions encouraging attendance at check-ups, promoting dietary diversity and behavioral changes. As one of its objectives, the study strengthened the participation and involvement of men from

pregnancy to the caring and co-parenting of the children within highly male-dominated communities.

The Study of Food Security, Nutrition and Gender in Indigenous and Afro-descendant Populations served to generate differentiated data from four Indigenous and Afro-descendant groups to understand their respective contexts, to develop and monitor policies and programmes aimed at poverty reduction and development. The nutritional situation of these population groups has been fragile in the last years and people have constantly been exposed to various risks, such as land dispossession, poverty, discrimination and conflict. Women in rural areas, especially Indigenous and Afro-descendant women, faced greater challenges in their inclusion in the labor market, access to public services, social protection, access to productive assets and credit and information services due to cultural and social gender norms [3].

Women's participation, inclusion and economic independence ensured the sustainability of livelihood recovery actions in their households and communities. WFP remained committed to its efforts of increasing women's inclusion in decision making and strengthening actions and partnerships to promote equality.

Protection and accountability to affected populations

Affected populations are able to benefit from WFP programmes in a manner that ensures and promotes their safety, dignity and integrity. Affected populations are able to hold WFP and partners accountable for meeting their hunger needs in a manner that reflects their views and preferences

Honduras continued to face numerous challenges due to the protracted crises including social, economic, political and environmental issues such as widespread violence and increasing poverty. Structural inequality persisted, disproportionately impacting various groups such as women, people with disabilities, Indigenous peoples and Afro-Honduran communities. Often these situations amplified existing vulnerabilities and risked undermining food security and nutrition and access to basic needs.

In this context, WFP consistently prioritized the integration of Protection and Accountability to Affected Populations (AAP) principles and practices throughout its operations. Aligned with its corporate 2020 Protection and AAP Policy, WFP mainstreamed these principles to safeguard safety and dignity, encourage active participation, and empower the communities it assists.

In 2023, WFP prioritized active, meaningful and inclusive community participation, particularly involving individuals in the most vulnerable conditions, in designing, implementing and monitoring its programmes. WFP took specific measures to safely engage with women, girls, men and boys individually during crucial decisions related to the programmes. This included determining the most convenient, secure and accessible locations and times to deliver food assistance, selecting the safest modalities and delivery methods and designing user-centred community feedback mechanisms. The goal was to ensure that the voices of all community members, especially those at risk, were heard and considered in shaping WFP's interventions. As a result, 100 percent of the surveyed population reported being treated with respect and stated no safety concerns during the interventions.

Furthermore, WFP took measures to ensure that the groups most at risk were effectively and safely informed about their entitlements and rights, including the right to confidentiality and the responsibilities and expected behaviours of all involved actors. Communities receiving assistance were informed about the targeting criteria, duration and process for implementing WFP interventions, promoting transparency. WFP and cooperating partners provided information on protection from sexual exploitation and abuse (PSEA), emphasizing that communities should not provide sexual services or favours in exchange for food rations. Additionally, details about the available channels for reporting cases of sexual exploitation and abuse, as well as providing general feedback and complaints, were communicated. By establishing transparent criteria and processes, WFP fostered a sense of security, trust and fairness within communities receiving assistance. This ensured the equitable delivery of resources and contributed to building social cohesion and alleviating potential tensions.

WFP continued enhancing the Community Feedback Mechanism (CFM) hotline to facilitate efficient two-way communication. In the last quarter of 2023, WFP began to develop a community participation plan to strengthen the system, achieving a more solid, efficient and functional mechanism to ensure broader and more effective community participation in WFP activities and decisions. This plan is expected to deepen the understanding of the community's needs, promote transparency and strengthen trust, enabling a more agile and tailored response to the specific circumstances of the affected individuals [2].

WFP took on a crucial role in collaborating with Indigenous communities to address their needs comprehensively. Through early recovery programmes implemented with the Pech, Lenca and Garifunas communities, WFP remained committed to improving these populations' food security and nutrition, strengthening their resilience in the face of environmental and economic challenges and empowering their communities. Through open dialogues and participatory processes, WFP collaborated closely with leaders and members of Indigenous communities, including the Pech, Lenca and Garifuna. This approach ensured that the perspectives of Indigenous communities directly influenced decision making. Through solid partnerships based on mutual respect, WFP not only improved programme effectiveness but also upheld accountability principles, prioritizing the needs and preferences of Indigenous communities in humanitarian and development initiatives.

WFP conducted ten strategic workshops for its employees and cooperating partners' staff at the national level, in which 160 people participated. These workshops were designed to raise awareness of the need to streamline protection measures across its programming and highlighted the sensitivity and urgency for a solid understanding of the basic

concepts of PSEA. As part of these workshops, WFP conducted practical exercises and shared specific examples to ensure a safe and protective environment in all project phases. WFP and cooperating partners identified tools and mechanisms to recognize, prevent and address risk situations, emphasizing the collective responsibility to protect the prioritized groups and assisted populations. Empowering these frontline workers with comprehensive knowledge and tools improved prevention measures against sexual exploitation and abuse. This included fostering a culture of zero tolerance, clear guidelines and heightened awareness. The strengthened capacities ensured a swift and effective response to incidents, minimizing harm and creating a safer environment for the assisted populations.

Environmental sustainability

Targeted communities benefit from WFP programmes in a manner that does not harm the environment

Environmental and Social Safeguards Framework (ESSF)

Honduras has experienced profound and detrimental impacts from climate change in recent years. The country faced an increase in the frequency and intensity of extreme weather events, such as hurricanes, floods and droughts. These events have led to the widespread destruction of infrastructure, loss of agricultural productivity, and displacement of communities. Rising temperatures and altered precipitation patterns have disrupted traditional farming practices, affecting food security and exacerbating existing challenges. Coastal areas were particularly vulnerable to sea-level rise, posing risks to ecosystems and additional stress on the country's and human settlements. The compounding effects of climate change placed additional stress on ecosystems, water resources and overall resilience. The situation became so dire that from 1998 to 2017, Honduras ranked second on a global climate risk index compiled by Germanwatch [1].

In 2023, the effects of the El Niño phenomenon and a prolonged drought brought persistent dry conditions that worsened the already reduced water supply in the region and negatively impacted crops for upcoming harvests. In this context, WFP actively integrated environmental sustainability into its programmes, recognizing the critical importance of preserving natural resources and mitigating the impact of humanitarian and development initiatives on the environment. WFP adopted a comprehensive approach that considered the environmental footprint of its activities, which in turn minimized adverse effects and contributed to long-term ecological resilience.

WFP actively promoted sustainable agricultural practices and responsible resource management. Collaborating closely with local communities, WFP implemented initiatives to enhance environmental sustainability, including reforestation projects, water conservation efforts, and the promotion of climate-smart agricultural techniques. By integrating environmental considerations into its programmes, WFP addressed immediate food security needs while working to build resilient communities capable of withstanding future environmental challenges. Notable achievements included the restoration of over 400 ha of degraded land, the construction of 70 water harvests and the distribution of 82 low-consumption eco-stoves that reduced the negative impact of indoor air pollution on human health and the environment. Additionally, thanks to WFP's support, the Government designated 200 ha of land to become protected areas in water-producing regions, this being equivalent to 30 microwatersheds and contributing to sustainable resource management. With the collaboration of local institutions and the Honduran Forest Conservation Institute, 54 ha were successfully reforested in the water-producing areas, not only safeguarding biodiversity but also strengthening the foundation for balanced and sustainable food security.

WFP remained committed to ensuring its activities do not inadvertently harm the environment or the population. In 2023, WFP screened all its initiatives before implementation, comprehensively evaluating potential environmental and social risks associated with each activity. WFP did so thanks to assessments during community consultations, collaborating closely with the Government's decentralized technical services and adhering strictly to national laws. By prioritizing these screening measures, WFP safeguarded the well-being of the environment and the communities it serves, demonstrating a proactive approach to responsible and sustainable programme implementation. Moreover, WFP prioritized the procurement of goods and services from socially and environmentally responsible suppliers by rigorously assessing them against corporate standards.

Environmental Management System (EMS)

WFP has not yet implemented environmental management systems but plans for its integration in 2024. Recognizing the importance of environmental sustainability, WFP acknowledges the need to formalize and implement robust environmental management systems to guide and monitor its activities, ensuring that they align with environmentally responsible practices. The commitment to incorporating such systems underscores WFP's dedication to advancing sustainability goals and minimizing the ecological footprint of its operations in the times to come.

Nutrition integration

Communities, households and individuals supported by WFP are able to meet their nutritional needs and protect their nutrition status in the face of shocks and long-term stressors, through an effective combination of fortified food, specialized nutritious products and actions to support diet diversification

WFP's response focused on nutrition interventions, recognizing its crucial role in guaranteeing sufficient food and optimal health for individuals impacted by natural hazards, armed conflict or economic crises. Moreover, malnutrition remained a persistent issue affecting millions globally. Stunting posed a significant challenge in Honduras, with a national average of 19 percent. However, notable variations existed between urban (12 percent) and rural (23 percent) areas, as well as among different departments [1].

In WFP's country strategic plan 2023- 2027, nutrition was prioritized within all four strategic outcomes.

Under strategic outcome 1, crisis-affected populations fulfilled their basic food security and nutrition needs before, during and after emergencies. Emergency assistance was directed towards a swift response, targeting households' fundamental food and nutrition requirements. This assistance included providing commodity vouchers, covering 91 percent of the caloric needs for a family of five, of which 12 percent were foods rich in protein and 20 percent in fat, with a 90-day duration of assistance.

Through strategic outcome 2, populations in designated rural and urban areas, especially those recently impacted by emergencies, were to enhance their livelihoods. The goal was to build sustainable and climate-resilient food systems throughout the year. To achieve this, smallholder farmers, with a particular focus on women, youth and community members, benefitted from communication activities. These activities were designed to promote social and behavioral changes that improved nutrition practices and fostered social cohesion. The aim was to facilitate more balanced decision making between men and women concerning a healthy and varied diet.

Strategic outcome 3 ensured that populations in designated rural and urban areas had stable and adequate access to comprehensive social protection services and programmes. To achieve this, WFP's cooperating partners conducted nutritional education trainings targeting school feeding committees, teachers and schoolchildren. These initiatives covered a range of topics, including healthy eating, hygiene and sanitation, food selection and preparation, prioritized on identified needs.

WFP played a key role by providing in-kind rations to pre-school and primary school pupils, meeting 25 percent of their daily caloric requirements and corresponding to a half-day of school care. These rations helped increase children's attendance at educational centres, improve school performance, and implement educational activities that ultimately benefitted their health and nutritional status. Additionally, specialized nutritious foods were distributed to populations at risk of malnutrition, including children aged 24-59 months, pregnant and breastfeeding women and girls and adolescents. These efforts were complemented by radio messages promoting the consumption of healthy foods and co-responsibility for childcare. Capacity-strengthening sessions for health personnel promoted good nutrition throughout the life cycle, with a focus on exclusive breastfeeding and proper nutritional surveillance for children aged 24-59 months and pregnant and breastfeeding women and girls.

Strategic outcome 4 enhanced the Government's capacity to design, implement, monitor and evaluate inclusive social protection policies and programmes. These initiatives intended to integrate the nutrition and gender perspectives, enabling the systems to effectively respond to shocks and, in turn, fostering increased trust in public institutions. To support this goal, an agreement was established with *Red Solidaria*, the institution executing social development programmes and projects that improve the living conditions of targeted Honduran families. This partnership strengthened the capacities of technical personnel within the health sector, focusing on issues related to nutritional surveillance, achieved through the provision of technological equipment. Additionally, the Government enhanced capacities for entering and analysing anthropometric data using the WHO ANTHRO and WHO ANTHRO PLUS software [2].

Nutrition, recognized as a cross-cutting priority, played a key role across various WFP programmes focusing on systems and individuals. This comprehensive approach ensured the integration of the benefits of good nutrition throughout all WFP activities. The goal was to foster a more resilient and nourished population, with a focus on prioritizing populations in the most vulnerable situations. WFP actively collaborated with other agencies and organizations to address the root causes of malnutrition, such as poverty, limited access to basic health services and education.

As part of evidence-generating efforts, in collaboration with UNICEF, the National Institute of Statistics and technical support from Action Against Hunger, WFP assessed nutrition and food security in four prioritized regions of the country: Southern Zone (region 1), Western Zone (region 2), Sula Valley (region 3) and Gracias a Dios (region 4). The assessment utilized SMART and CARI methodologies. Results indicated a prevalence of chronic malnutrition according to the World Health Organization standards, with the Western Zone showing a very high severity (30 percent) and Gracias a Dios indicating a high severity (21 percent). These regions exhibited varying levels of households' food security, ranging from region 3 having the most favorable indicators (14 percent food- insecure), while region 4 had the least favorable (43 percent of the population experiencing some degree of food insecurity) [3].

A study on food security and nutrition with a gender focus among Indigenous and Afro-descendant populations was kicked off in 2023. Generating evidence on food security and nutrition issues provided updated and timely information for decision-making and project and programme design.

Moreover, WFP Honduras actively coordinated food security and nutrition data as part of the Scaling Up Nutrition Movement (SUN) and contributed to the review of Honduras' commitments for the Nutrition for Growth, which accelerated the implementation of the Action Plan for Nutrition, focusing on reducing overweight levels in children aged 24-59 months and preventing overweight and obesity levels in women. Additionally, WFP continued promoting the SUN Business Network, engaging with the private sector to encourage commitment to Zero Hunger. As co-lead of the Food Security Cluster, WFP took an active role in the cluster's Nutrition Working Group, leading the Infant and Young Child Feeding Thematic Group.

Partnerships

WFP is a strategic partner to the Government of Honduras for the National School Feeding Programme (PNAE, for its Spanish acronym), emergency response, integrated resilience programmes, the establishment of anticipatory action plans and the enhancement of shock-responsive social protection policies and initiatives. This collaborative effort was crucial in addressing key aspects of national development plan, specifically in strengthening food security and nutrition.

WFP worked with the Government across the humanitarian-development-peace nexus, including advocacy and positioning in international fora such as the participation of the President of Honduras in the inaugural session of the First School Meals Coalition Summit in Paris. Through its facilitating efforts, WFP enabled the Government to actively contribute to global discussions on crucial matters such as school nutrition. WFP worked with the Ministry of Development and Social Inclusion to contribute to establishing a shock-responsive social protection system and implement the PNAE. Within the same framework, the Ministry of Education actively contributed to reducing supply chain costs of transporting one PNAE food portion.

WFP collaborated with the Ministry of Agriculture and Livestock to assist smallholder farmers in rural communities and implement food security-related initiatives such as support and technical assistance. Additionally, WFP worked with the Ministry of Health to strengthen nutritional programmes to prevent moderate and acute malnutrition, including assistance to pregnant and breastfeeding women and girls and their children aged 24-59 months. WFP worked closely with the Ministry of Environment to develop strategies to safeguard local communities' resilience and ensure a sustainable future in areas exposed to environmental challenges. Finally, WFP collaborated with the Ministry for Contingency and Risk Management to design and implement anticipatory actions for emergency response and to strengthen their capacities to collect and analyse climate data.

As a middle-income country, Honduras demonstrated a high commitment to aligning its objectives with the global goal of ending hunger by 2030. Despite the challenging donor landscape, WFP mobilized over USD 80 million, with 70 percent of the contributions received from the Government of Honduras to support the National School Feeding Programme, making the Government WFP's largest donor in Honduras. The substantial reduction in funding for humanitarian operations in Honduras significantly impacted WFP's programmes related to emergencies, nutrition, emergency preparedness and social protection. Despite the challenging situation, WFP maintained strong partnerships with traditional donors to address the evolving needs in Honduras. WFP appreciates their ongoing efforts to continue contributing to its operations. The country office received funding from Germany, USAID's Bureau of Humanitarian Assistance, the Kingdom of Saudi Arabia, Canada, France, Japan, and the European Union. Additionally, WFP diversified its donor base and received contributions from the Adaptation Fund and the Peace Building Fund.

WFP fostered enduring partnerships with key players in the local private sector, including *Grupo Terra*, Kielsa Foundation, Jaremar and Ficohsa. These entities financed a component of school feeding and nutrition programmes through strategic collaboration, thereby supporting WFP's mission of addressing food insecurity and promoting the nutrition of women and children. This collaborative initiative reflected a sustained, long-term relationship that WFP cultivated over time with the national and international private sectors.

In 2023, WFP actively collaborated with International Financial Institutions, such as the World Bank and the Central American Bank for Economic Integration. This continuing relationship focused on resilience programmes and the advancement of microinsurance development initiatives. For example, WFP played a pivotal role within the Disaster Risk Insurance and Finance in Central America Consortium (DRIFCA), a consortium featuring Partnerships for Central America, the World Bank and WFP. DRIFCA actively engaged with the governments of Honduras, Guatemala, El Salvador and the private sector to discern and endorse resilient financing models, addressing the looming threat of natural hazards.

Focus on localization

WFP collaborated with local and international non-governmental organizations (NGO) to execute its initiatives, adhering to WFP's established gender and protection standards throughout the implementation process. In 2023, WFP implemented its activities in partnership with 35 NGOs, a 37 percent increase from 2022. Of these partners, 80 percent were local NGOs, demonstrating WFP's commitment to localization and community ownership. In fortifying the capacity of local NGOs, WFP conducted training for partners on targeting, risk management, budgeting, invoicing and data management. NGOs received guidance on accountability to affected populations, gender and protection, fostering awareness of WFP's corporate commitments. These 35 NGOs were integrated into the United Nations Partner Portal

(UNPP). WFP sensitized all partners about UNPP, informing them that this platform allows cooperating partners to utilize a centralized system, ensuring secure information management and minimizing errors and redundant processes.

Focus on UN inter-agency collaboration

WFP strategically cultivated collaborations with various United Nations agencies, notably working closely with FAO on multifaceted initiatives. WFP and FAO co-led food security and nutrition efforts, addressing key challenges to enhancing food security in the region and coordinating activities in the country. For instance, in partnership with UNICEF, WFP focused on promoting breastfeeding practices and improving nutrition for children.

Additionally, WFP collaborated with FAO and the Honduran Red Cross to develop an anticipatory action plan for humanitarian response in Honduras. This joint effort highlights WFP and FAO's commitment to comprehensively assess and address the complex food insecurity situation. Moreover, both organizations contributed to enhancing water and sanitation infrastructure, ensuring communities can access sufficient food and to foster resilience and sustainability.

In collaboration with the Office of the High Commissioner for Human Rights, WFP implemented a joint programme to prevent and manage conflict associated with the use, possession, tenure, demarcation and titling of lands and territories in farmers' and Indigenous communities. WFP took the lead in the Cash Working Group with World Vision to coordinate and map various cash-based transfers in the country, involving the participation of the Office of the High Commissioner for Refugees and FAO.

Financial Overview

In 2023, WFP initiated its new country strategic plan (CSP) covering the period from January 2023 to December 2027, with a total budget requirement of USD 635 million. The funding needed in 2023 amounted to USD 113 million. WFP managed to secure 73 percent of its needed funding level. Resources available included local government contributions, multilateral funds and internal allocations. Notably, resources were unevenly funded, with earmarking for resilience-building (17 percent) and school feeding activities (72 percent) under strategic outcomes 2 and 3 respectively. The remaining 11 percent was distributed among the other strategic outcomes.

Emergency preparedness and response activities (strategic outcome 1) were funded at 20 percent with contributions from Canada, the European Union, Germany and multilateral funds. Due to the limited funding for these activities in 2023, WFP had to prioritize preserving the level of assistance and reducing the planned number of people. In response to financial constraints, WFP strategically managed its resources to maintain the nutritional value and impact of the assistance provided. WFP prioritized the assistance through cash-based transfers, using a mixture of cash and commodity vouchers, according to the contexts and preferences of the assisted population.

Activities to build and strengthen the livelihoods in urban and rural areas (strategic outcome 2) were funded at 20 percent. Activity 3 (rural resilience) continued its operations thanks to multi-year funds acquired in prior years, alongside more recent contributions, including additional support from the European Union. WFP secured multiannual contributions from the Adaptation Fund and the Peacebuilding Fund towards resilience activities. That funding will facilitate medium and long-term planning to create address climate impacts and to rehabilitate livelihood assets complemented by capacity-strengthening activities. Most of the interventions under this activity focused on capacity strengthening, as food assistance activities were implemented in previous years. Activity 4 (urban resilience) received no funds.

Activities to enhance social protection systems (strategic outcome 3) were mainly funded by the Government, one of WFP's most prominent donors in 2023, with more than USD 49 million of the total resources received. The Government's engagement was crucial in solidifying year-long programmes and strategic partnerships. Activity 5 (school feeding) received larger levels of funding, which make operations seem over-resourced for 2023, however some of the funding is earmarked for 2024. With additional funds from international partners and internal allocations, WFP assisted preschool and primary school-aged children with in-kind food contributions and invested in capacity-strengthening activities to support the National School Feeding Programme (PNAE, for its Spanish acronym) [1]. WFP was grateful for in-kind food contributions to PNAE received from private donors, the Kingdom of Saudi Arabia and the local company Jaremar. These contributions were distributed in the prioritized area of the Dry Corridor.























The funds received for malnutrition prevention (activity 6) exceed by 18 percent the original plan for 2023 as they consider funds received by the host government in the last quarter of the year. However, with the funds received in the first semester of 2023 from France and the private sector (Kielsa Foundation), WFP ensured the continuation of assistance to children aged 6-23 months and pregnant and breastfeeding women and girls by providing specialized nutritious food throughout the year, accompanied by capacity-strengthening initiatives. The Government's funding received in the last quarter of 2023 will allow WFP to prepare international purchases of specialized nutritious food in 2024.

Capacity-strengthening activities focused on social protection (strategic outcome 4) received limited funding from internal allocations, representing less than 1 percent of planned resources in 2023. Nevertheless, several linkages with other strategic outcomes helped to implement social protection capacity-strengthening activities.





















Service provision activities (strategic outcome 5) were funded at 1 percent to cover the on-demand request from the United Nations Office for Project Services and the United Nations Development Programme for storage and transportation services.

Annual CSP Financial Overview by Strategic Outcome (Amount in USD)

	Needs Based Plan	Implementation Plan	Available Resources	Expenditure
SDG Target 1. Access to Food	27,501,087	8,666,874	5,353,845	4,966,156
SO01: Crisis-affected populations meet their basic food security and nutrition needs before, during, and in the aftermath of emergencies, and strengthen their resilience and capacity to respond to future climate shocks and other crises, reducing their vulnerability	27,501,087	8,666,874	5,353,845	4,966,156
Activity 01: Provide shock-responsive gender- and nutrition-sensitive emergency assistance to the most vulnerable populations affected by crises to meet their food, nutrition, and related essential needs and facilitate early recovery	26,528,452	8,340,106	5,002,559	4,785,320
Activity 02: Strengthen the climate-smart emergency preparedness, planning, and response capacity, including capacity for anticipatory action and recovery, of vulnerable and risk-prone communities and local actors, through a gender-sensitive approach, laying the foundations for resilience building	972,634	326,768	351,286	180,836
SDG Target 2. End Malnutrition	48,176,611	39,637,550	57,842,574	34,527,325
SO03: Vulnerable populations in prioritized rural and urban areas have stable and adequate access to comprehensive social protection services and programs that increase their level of food and nutrition security by 2027, contributing to the development of human capital in Honduras	48,176,611	39,637,550	57,842,574	34,527,325

Activity 05: Provide nutritious school meals to pre-school and school-age girls and boys, ensuring their access to social protection, and strengthen the role of the school as a hub for addressing children's health, nutrition, and socialization needs	 45,879,753	 37,290,113	 55,137,282	 32,394,597
Activity 06: Provide nutrition and food assistance to the most vulnerable populations and promote behavior change and capacity strengthening for healthier diets, reduced protection risks, and positive gender role transformation	 2,296,858	 2,347,437	 2,705,292	 2,132,728
SDG Target 4. Sustainable Food System	 24,731,332	 17,309,089	 12,059,539	 2,873,893
SO02: Vulnerable populations in prioritized rural and urban areas, including those recently affected by emergencies, build and strengthen their livelihoods, and generate higher, more reliable, and steadier incomes, contributing to better food security and nutrition outcomes and sustainable climate-resilient food systems all year round	 24,731,332	 17,309,089	 12,059,539	 2,873,893
Activity 03: Provide food and technical assistance to vulnerable rural populations and support to social protection systems and local actors to build and strengthen the livelihoods of vulnerable rural populations and make their food systems more sustainable, diverse, and resilient to climate change and multi-pronged crises.	 16,767,554	 15,989,706	 12,059,539	 2,873,893
Activity 04: Provide food and technical assistance to vulnerable urban populations and support to social protection systems and local actors to promote employment generation schemes and increase the incomes of vulnerable urban populations, contributing to their food security and resilience to external shocks	 7,963,778	 1,319,383	 0	 0

SDG Target 5. Capacity Building	968,073	0	17,909	17,909
SO04: The Government of Honduras further builds and strengthens its national social protection systems and its capacity to design, implement, monitor, and evaluate inclusive, nutrition- and gender-sensitive shock-responsive social protection policies and programmes, boosting people's trust in public institutions by 2027	968,073	0	17,909	17,909
Activity 07: Strengthen the capacity of social protection systems, policies, and programmes to enhance food and nutrition security, and tackle vulnerability and inequality to boost the human capital of Honduras	968,073	0	17,909	17,909
SDG Target 8. Global Partnership	2,323,125	0	23,879	16,391
SO05: Key partners in Honduras benefit from efficient services all year round	2,323,125	0	23,879	16,391
Activity 08: Provide on-demand cash transfer services to national institutions, organizations, and other humanitarian network partners	771,100	0	0	0
Activity 09: Provide on-demand supply chain services to national institutions, organizations, and humanitarian network partners in order to increase their coverage and response capacity	1,552,025	0	23,879	16,391
Non-SDG Target	0	0	158,694	0

Total Direct Operational Costs	 103,700,230	 65,613,514	 75,456,443	 42,401,677
Direct Support Costs (DSC)	 2,977,110	 3,998,915	 4,372,334	 2,244,434
Total Direct Costs	 106,677,341	 69,612,429	 79,828,777	 44,646,112
Indirect Support Costs (ISC)	 6,778,688	 4,524,807	 2,930,028	 2,930,028
Grand Total	 113,456,030	 74,137,237	 82,758,806	 47,576,140

Data Notes

Overview

[1] National Oceanic and Atmospheric Administration, 2023.

[2] Honduras Ministry of Risk Management and National Contingencies,
<https://www.laprensa.hn/premium/honduras-desafios-climaticos-cierre-2023-tormentas-sequia-MF15675081>

[3] World Bank, Country Climate and Development Report, Honduras. <https://openknowledge.worldbank.org/server/api/core/bitstreams/761f49d0-61dd-4807-bc02af7cbf40c545/content>

[4] Honduras, Systematic Country Diagnostic Update. World Bank, 2022.

[5] National Institute of Statistics of Honduras, 2023.

[6] Assessment of the nutritional and food security situation in 4 prioritized regions of Honduras.

<https://ine.gob.hn/v4/evaluacion-de-la-situacion-nutricional-y-de-seguridad-alimentaria-en-4-regiones-priorizadas-de-honduras/>

[7] Results will be shared in 2024.

Operational context

[1] Honduras: Acute Food Insecurity Situation December 2022 - February 2023 and Projections for March-May 2023 and June - August 2023.

<https://www.ipcinfo.org/ipc-country-analysis/details-map/en/c/1156257?iso3=HND>

[2] Alert Bulletin No. 009-2023

https://issuu.com/comunicacionsocial.copeco/docs/municipios_en_alerta_roja_amarilla_y_verde

[3] National Demographic and Health Survey, 2019.

Strategic outcome 01

[1] The food basket has been prepared considering the nutritional needs of the family members following international standards in emergency contexts and based on the availability of food from the local market.

Strategic outcome 02

Considering people's needs and preferences, nutritional requirements, market availability and WFP's operational capacity, WFP prioritized cash-based transfers and capacity strengthening but could not distribute planned value voucher assistance.

Strategic outcome 04

[1] The implementation of this agreement is planned to start in 2024.

Gender equality and women's empowerment

[1] National Observatory on Violence of the National Autonomous University of Honduras (UNAH)

<https://iudpas.unah.edu.hn/dmsdocument/15726-infografia-muerte-violenta-mujeres-datos-preliminares-ene-oct-2023-ed-no-15>

Protection and accountability to affected populations

[1] Honduras population <https://worldpopulationreview.com/countries/honduras-population>

[2] The Community Engagement Plan will be implemented in 2024.

Environmental sustainability

[1] Global Climate Risk Index 2019 https://www.germanwatch.org/sites/default/files/Indice%20de%20Riesgo%20Climatico%20Global%202019%20-%20Resumen_0.pdf

Nutrition integration

[1] National demographic and health survey, 2019: <https://www.ine.gob.hn/V3/imag-doc/2021/10/Informe-ENDESA-MICS-2019.pdf>

[2] More details under Programme Performance – Strategic Outcome 4

[3] Assessment of the nutritional and food security situation in 4 prioritized regions of Honduras.

<https://ine.gob.hn/v4/evaluacion-de-la-situacion-nutricional-y-de-seguridad-alimentaria-en-4-regiones-priorizadas-de-honduras/>

Financial Overview

[1] In late 2023, WFP received government funding, which is reflected in the available resources. These funds are earmarked for preparations leading up to the 2024 school year. The timing of this funding is particularly advantageous as procurement processes are already in progress. This timely injection of financial support ensures that the national school feeding programme can proceed seamlessly, allowing WFP to provide assistance without delays and contribute effectively to the success of the upcoming academic year.

Annex

Reporting on beneficiary information in WFP's annual country reports

To produce estimates of the total number of unique beneficiaries WFP has assisted yearly, the data from all activities and transfer modalities must be adjusted to eliminate overlaps and add new beneficiaries. Further background information is provided in the summary tables annex of the ACR.

The final estimated number of beneficiaries assisted in each country is validated by country offices and entered in COMET at the end of every year:

- the total number of beneficiaries, which is the sum of all direct beneficiaries reached under all country level activities and outputs, based on the adjusted totals that seek to eliminate overlap;
- the total number of beneficiaries receiving food transfers, cash-based transfers and commodity vouchers or capacity strengthening, the sum of all direct beneficiaries reached under the activities and outputs for each of these transfer modalities, based on the adjusted estimates that seek to eliminate overlap;
- the total number of beneficiaries assisted under outputs defined by country offices and specific to their operations;
- the total number of beneficiaries assisted under each programme area, the sum of all direct beneficiaries reached under WFP's eight programme areas at the country level;
- the number of schoolchildren assisted under school-based programmes, the sum of all participants assisted under the school-based programmes, adjusted to exclude overlaps and activity supporters such as teachers and cooks.

Although WFP conducts quality assurance to provide beneficiary data which are as accurate as possible, numerous challenges remain regarding data collection, verification, entry and processing. Beneficiary numbers in ACRs should be considered "best estimates", subject to over- and under- estimation.

Figures and Indicators

Beneficiaries by Sex and Age Group

Beneficiary Category	Gender	Planned	Actual	% Actual vs. Planned
Total Beneficiaries	male	961,214	653,585	68%
	female	1,048,259	684,733	65%
	total	2,009,473	1,338,318	67%
By Age Group				
0-23 months	male	2,965	6,705	226%
	female	3,089	6,920	224%
	total	6,054	13,625	225%
24-59 months	male	189,245	96,261	51%
	female	198,025	99,159	50%
	total	387,270	195,420	50%
5-11 years	male	702,582	516,756	74%
	female	733,626	531,452	72%
	total	1,436,208	1,048,208	73%
12-17 years	male	2,422	6,073	251%
	female	3,570	7,189	201%
	total	5,992	13,262	221%
18-59 years	male	64,000	24,803	39%
	female	109,949	36,278	33%
	total	173,949	61,081	35%
60+ years	male	0	2,987	-
	female	0	3,735	-
	total	0	6,722	-

Beneficiaries by Residence Status

Residence Status	Planned	Actual	% Actual vs. Planned
Resident	2,009,473	1,338,318	67%

Beneficiaries by Programme Area

Programme Area	Planned	Actual	% Actual vs. Planned
Action to protect against climate shocks	0	2,670	-
Asset Creation and Livelihood	150,000	22,500	15%
Malnutrition prevention programme	24,294	33,743	138%

Programme Area	Planned	Actual	% Actual vs. Planned
School based programmes	1,585,179	1,217,265	76%
Unconditional Resource Transfers	250,000	62,140	24%

Annual Food Transfer (mt)

Commodities	Planned Distribution (mt)	Actual Distribution (mt)	% Actual vs. Planned
Access to Food			
Strategic Outcome 01			
Beans	244	0	0%
Corn Soya Blend	225	0	0%
Maize Meal	750	0	0%
Rice	750	0	0%
Vegetable Oil	94	0	0%
End Malnutrition			
Strategic Outcome 03			
Beans	5,906	4,256	72%
Corn Soya Blend	744	454	61%
Dried Fruits	594	97	16%
Maize Meal	11,479	8,234	72%
Micronutrient Powder	1	0	0%
Rice	7,088	5,111	72%
Vegetable Oil	2,354	1,777	75%
Wheat Flour	1,608	1,209	75%

Annual Cash Based Transfer and Commodity Voucher (USD)

Modality	Planned Distribution (CBT)	Actual Distribution (CBT)	% Actual vs. Planned
Access to Food			
Strategic Outcome 01			
Cash	11,875,000	3,895,089	33%
Commodity Voucher	9,375,000	322,032	3%
Value Voucher	750,000	0	0%
End Malnutrition			
Strategic Outcome 03			
Cash	10,155,110	36,658	0%
Commodity Voucher	0	17,907	-
Sustainable Food System			
Strategic Outcome 02			
Cash	10,500,000	751,970	7%
Commodity Voucher	1,500,000	0	0%

Modality	Planned Distribution (CBT)	Actual Distribution (CBT)	% Actual vs. Planned
Value Voucher	6,000,000	0	0%

Strategic Outcome and Output Results

Strategic Outcome 01: Crisis-affected populations meet their basic food security and nutrition needs before, during, and in the aftermath of emergencies, and strengthen their resilience and capacity to respond to future climate shocks and other crises, reducing their vulnerability	Crisis Response
--	------------------------

Output Results

Activity 01: Provide shock-responsive gender- and nutrition-sensitive emergency assistance to the most vulnerable populations affected by crises to meet their food, nutrition, and related essential needs and facilitate early recovery

Corporate output 1.1: Food insecure and crisis-affected populations have access to nutritious food and cash-based assistance, restored assets and services to meet their urgent needs

CSP Output 01: Vulnerable and risk-prone populations, and populations affected by shocks, disasters, and other crises receive food and social assistance to meet their food, nutrition, and related essential needs, according to vulnerability and to gender and age characteristics, in anticipation, during, and in the aftermath of emergencies

Output Indicator	Beneficiary Group	Sub Activity	Unit of measure	Planned	Actual
A.1.7 Number of people in emergency contexts receiving assistance unconditionally or to restore infrastructure and community assets (complementary with UNICEF, Office of the United Nations High Commissioner for Refugees (UNHCR), WFP)	All	General Distribution	Female	140,000	32,315
			Male	110,000	29,825
			Total	250,000	62,140
A.2.7 Quantity of food provided unconditionally or to restore infrastructure and community assets			MT	2,062	
A.3.1 Total value of cash transferred to people			USD	11,875,000	3,655,458
A.4.1 Total value of vouchers transferred to people disaggregated by type (value voucher or commodity voucher)			USD	10,125,000	322,032
B.1.1 Quantity of fortified food provided through conditional or unconditional assistance			MT	94	

Activity 02: Strengthen the climate-smart emergency preparedness, planning, and response capacity, including capacity for anticipatory action and recovery, of vulnerable and risk-prone communities and local actors, through a gender-sensitive approach, laying the foundations for resilience building

Corporate output 1.1: Food insecure and crisis-affected populations have access to nutritious food and cash-based assistance, restored assets and services to meet their urgent needs

CSP Output 03: Local actors have strengthened emergency planning, preparedness, and response capacity, including in anticipatory action and gender-sensitive risk reduction and management protocols.

Output Indicator	Beneficiary Group	Sub Activity	Unit of measure	Planned	Actual
A.1.8 Number of women, men, boys and girls receiving food/cash-based/commodity vouchers/individual capacity strengthening transfers through actions to protect against climate shocks	All	Forecast-based Anticipatory Actions	Female		1,388
			Male		1,282
			Total		2,670
A.3.5 Total value of cash transferred to people through actions to protect against Climate Shocks			USD		239,629

Other Output

Activity 02: Strengthen the climate-smart emergency preparedness, planning, and response capacity, including capacity for anticipatory action and recovery, of vulnerable and risk-prone communities and local actors, through a gender-sensitive approach, laying the foundations for resilience building

Corporate Output 1.1: Food insecure and crisis-affected populations have access to nutritious food and cash-based assistance, restored assets and services to meet their urgent needs

CSP Output 02: Local actors have strengthened emergency planning, preparedness, and response capacity, including in anticipatory action and gender-sensitive risk reduction and management protocols

Output indicator	Detailed indicator	Sub Activity	Unit of measure	Planned	Actual
C.8: Value of assets and infrastructure handed over to national stakeholders as part of WFP capacity strengthening support	C.8.1: Value of assets and infrastructure handed over to national stakeholders as part of WFP capacity strengthening support	Emergency Preparedness Activities (CCS)	US\$	55,500	55,496.61

CSP Output 03: Local actors have strengthened emergency planning, preparedness, and response capacity, including in anticipatory action and gender-sensitive risk reduction and management protocols

Output indicator	Detailed indicator	Sub Activity	Unit of measure	Planned	Actual
G.7: Percentage of tools developed or reviewed to strengthen national systems for forecast based anticipatory action	G.7.g.1: Percentage of tools developed or reviewed to strengthen national capacities for Forecast-based Anticipatory Action	Forecast-based Anticipatory Actions	%	33.33	33.33
G.8: Number of people provided with direct access to information on climate and weather risks	G.8.3: Number of people provided with direct access to information on climate and weather risks through mobile phones and/or SMS services	Climate and weather risk information services	Individual	3,000	2,800
G.9: Number of people covered and assisted through forecast-based anticipatory actions against climate shocks	G.9.1: Number of people covered and assisted through Forecast-based Anticipatory Actions against climate shocks (Overall)	Forecast-based Anticipatory Actions	Individual	500	534

Outcome Results

Activity 01: Provide shock-responsive gender- and nutrition-sensitive emergency assistance to the most vulnerable populations affected by crises to meet their food, nutrition, and related essential needs and facilitate early recovery

Outcome Indicator	Sex	Baseline	End-CSP Target	2023 Target	2023 Follow-up	Source
Target Group: DROUGHT 2023 - Location: Honduras - Modality: Cash - Subactivity: General Distribution						
Livelihood coping strategies for food security: Percentage of households using crisis coping strategies	Female	7.7	≤4	≤7	18.5	WFP programme monitoring
	Male	4.1	≤4	≤4	22.5	WFP programme monitoring
	Overall	7	≤4	≤5	19.2	WFP programme monitoring

Livelihood coping strategies for food security: Percentage of households using emergency coping strategies	Female	28.9	≤25	≤28	28.8	WFP
	Male	32.4	≤30	≤30	28.2	programme monitoring
	Overall	29.6	≤28	≤28	28.6	WFP programme monitoring
Livelihood coping strategies for food security: Percentage of households using stress coping strategies	Female	18.1	≤17	≤18	20.7	WFP
	Male	20.3	≤18	≤20	25.4	programme monitoring
	Overall	18.5	≤18	≤18	21.5	WFP programme monitoring
Livelihood coping strategies for food security: Percentage of households not using livelihood based coping strategies	Female	45.3	≤43	≥45	32	WFP
	Male	43.2	≤42	≥42	23.9	programme monitoring
	Overall	44.9	≤44	≥44	30.7	WFP programme monitoring
Target Group: DROUGHT2023 - Location: Honduras - Modality: Cash - Subactivity: General Distribution						
Economic capacity to meet essential needs	Female	11.8	≥11	≥10	9.8	WFP
	Male	8.1	≥15	≥12	14.9	programme monitoring
	Overall	11	≥1	≥11	10.7	WFP programme monitoring
Livelihood coping strategies for essential needs: Percentage of households using crisis coping strategies	Female	7.7	≤7	≤7	18.5	WFP
	Male	4.1	≤4	≤4	22.5	programme monitoring
	Overall	7	≤4	≤4	19.2	WFP programme monitoring
Livelihood coping strategies for essential needs: Percentage of households using emergency coping strategies	Female	28.9	≤28	≤28	28.8	WFP
	Male	32.4	≤32	≤32	28.2	programme monitoring
	Overall	29.6	≤25	≤27	28.6	WFP programme monitoring

Livelihood coping strategies for essential needs: Percentage of households using stress coping strategies	Female	18.1	≤18	≤18	20.7	WFP
	Male	20.3	≤20	≤20	25.4	programme monitoring
	Overall	18.5	≤18	≤20	21.5	WFP programme monitoring
Livelihood coping strategies for essential needs: Percentage of households not using livelihood based coping strategies	Female	45.3	≤40	≥40	32	WFP
	Male	43.2	≤40	≥40	23.9	programme monitoring
	Overall	44.9	≤40	≥40	30.7	WFP programme monitoring
Target Group: Drought 2023 - Location: Honduras - Modality: Cash - Subactivity: General Distribution						
Consumption-based coping strategy index (average)	Female	6.84	≥7	≥7	7.68	WFP
	Male	4.36	≥5	≥5	7.96	programme monitoring
	Overall	6.35	≥8	≥8	7.76	WFP programme monitoring
Food consumption score – nutrition: Percentage of households that consumed Hem Iron rich food daily (in the last 7 days)	Female	6.7		≥6	6	WFP
	Male	5.7		≥5	5.4	programme monitoring
	Overall	7	≥8	≥8	6	WFP programme monitoring
Food consumption score – nutrition: Percentage of households that sometimes consumed Hem Iron rich food (in the last 7 days)	Female	61.3		≥70	80.2	WFP
	Male	66		≥70	80.4	programme monitoring
	Overall	62	≥78	≥78	80	WFP programme monitoring
Food consumption score – nutrition: Percentage of households that never consumed Hem Iron rich food (in the last 7 days)	Female	6.7		≤25	13.8	WFP
	Male	28.3		≤14	14.3	programme monitoring
	Overall	31	≤25	≤25	14	WFP programme monitoring

Food consumption score – nutrition: Percentage of households that consumed Protein rich food daily (in the last 7 days)	Female	89.9		≥85	87.5	WFP
	Male	83.8		≥85	88.7	programme monitoring
	Overall	89	≥85	≥85	88	WFP programme monitoring
Food consumption score – nutrition: Percentage of households that sometimes consumed Protein rich food (in the last 7 days)	Female	10.1		≥9	7.8	WFP
	Male	16.2		≥12	7	programme monitoring
	Overall	11	≥8	≥8	8	WFP programme monitoring
Food consumption score – nutrition: Percentage of households that never consumed Protein rich food (in the last 7 days)	Female	0		≤3	4.7	WFP
	Male	0		≤3	4.2	programme monitoring
	Overall	0	≤3	≤3	4	WFP programme monitoring
Food consumption score – nutrition: Percentage of households that consumed Vit A rich food daily (in the last 7 days)	Female	62.4		≥55	62.4	WFP
	Male	59.5		≥50	60.6	programme monitoring
	Overall	62	≥60	≥60	62	WFP programme monitoring
Food consumption score – nutrition: Percentage of households that sometimes consumed Vit A rich food (in the last 7 days)	Female	27.5		≥25	22.3	WFP
	Male	21.6		≥25	25.4	programme monitoring
	Overall	26	≥24	≥24	23	WFP programme monitoring
Food consumption score – nutrition: Percentage of households that never consumed Vit A rich food (in the last 7 days)	Female	10.1		≤12	15.4	WFP
	Male	18.9		≤14	14.1	programme monitoring
	Overall	12	≤14	≤14	15	WFP programme monitoring

Target Group: Drought2023 - **Location:** Honduras - **Modality:** Cash - **Subactivity:** General Distribution

Food consumption score: Percentage of households with Acceptable Food Consumption Score	Female	85	≥85	≥85	91	WFP
	Male	80	≥80	≥80	85	programme monitoring
	Overall	84	≥90	≥88	88	WFP programme monitoring
Food consumption score: Percentage of households with Borderline Food Consumption Score	Female	11	≤11	≤11	5	WFP
	Male	11	≤11	≤11	6	programme monitoring
	Overall	11	≤6	≤8	6	WFP programme monitoring
Food consumption score: Percentage of households with Poor Food Consumption Score	Female	9	≤4	≤4	4	WFP
	Male	9	≤9	≤9	9	programme monitoring
	Overall	9	≤4	≤4	6	WFP programme monitoring

Strategic Outcome 02: Vulnerable populations in prioritized rural and urban areas, including those recently affected by emergencies, build and strengthen their livelihoods, and generate higher, more reliable, and steadier incomes, contributing to better food security and nutrition outcomes and sustainable climate-resilient food systems all year round	Resilience Building
---	----------------------------

Output Results

Activity 03: Provide food and technical assistance to vulnerable rural populations and support to social protection systems and local actors to build and strengthen the livelihoods of vulnerable rural populations and make their food systems more sustainable, diverse, and resilient to climate change and multi-pronged crises.

Corporate output 3.2: People and communities have increased skills, capacities and access to financial, energy and climate services for climate-adapted and sustainable livelihoods

CSP Output 03: Rural populations have sustainable, equitable, and diverse livelihoods, and benefit from access to early recovery mechanisms, social protection, climate-resilient assets, restored and protected ecosystems, equitable access to land, and inclusive financial and climate services and products for improved climate-risk management and adaptation

Output Indicator	Beneficiary Group	Sub Activity	Unit of measure	Planned	Actual
A.1.6 Number of people receiving food/cash-based transfers/commodity vouchers/capacity strengthening transfers under food assistance for assets (complementary with ILO, UNDP, World Bank, UNHCR, UNICEF)	All	Food assistance for asset	Female	56,000	12,447
			Male	44,000	10,053
			Total	100,000	22,500
A.3.4 Total value of cash transferred to people enrolled in food assistance for assets activities			USD	4,500,000	751,969
A.4.3 Total value of vouchers transferred to people enrolled in food assistance for assets activities disaggregated by type (value voucher or commodity voucher)			USD	7,500,000	

Activity 04: Provide food and technical assistance to vulnerable urban populations and support to social protection systems and local actors to promote employment generation schemes and increase the incomes of vulnerable urban populations, contributing to their food security and resilience to external shocks

Corporate output 3.2: People and communities have increased skills, capacities and access to financial, energy and climate services for climate-adapted and sustainable livelihoods

CSP Output 06: Urban populations improve their entrepreneurship and vocational skills and benefit from decent employment generation schemes

Output Indicator	Beneficiary Group	Sub Activity	Unit of measure	Planned	Actual
A.1.6 Number of people receiving food/cash-based transfers/commodity vouchers/capacity strengthening transfers under food assistance for assets (complementary with ILO, UNDP, World Bank, UNHCR, UNICEF)	All	Food assistance for asset	Female	28,000	
			Male	22,000	
			Total	50,000	
A.3.4 Total value of cash transferred to people enrolled in food assistance for assets activities			USD	6,000,000	

Other Output

Activity 03: Provide food and technical assistance to vulnerable rural populations and support to social protection systems and local actors to build and strengthen the livelihoods of vulnerable rural populations and make their food systems more sustainable, diverse, and resilient to climate change and multi-pronged crises.

Corporate Output 3.1: People and communities have access to productive assets to better cope with shocks and stressors

CSP Output 05: Local actors strengthen their capacity to boost food system resilience and sustainability, incorporating gender- and nutrition-sensitive approaches

Output indicator	Detailed indicator	Sub Activity	Unit of measure	Planned	Actual
C.16: Number of national institutions engaged in WFP capacity strengthening activities at national and subnational levels	C.16.g.1: Number of academic institutions engaged in WFP capacity strengthening activities	Climate adapted assets and agricultural practices (CCS)	Number	3	3
C.5: Number of capacity strengthening initiatives facilitated by WFP to enhance national stakeholder capacities to contribute to Zero Hunger and other SDGs	C.5.g.3: Number of other technical assistance activities provided	Climate adapted assets and agricultural practices (CCS)	Number	20	24
C.5: Number of capacity strengthening initiatives facilitated by WFP to enhance national stakeholder capacities to contribute to Zero Hunger and other SDGs	C.5.g.5: Number of training series organized	Climate adapted assets and agricultural practices (CCS)	Number	14	20

Corporate Output 3.2: People and communities have increased skills, capacities and access to financial, energy and climate services for climate-adapted and sustainable livelihoods

CSP Output 03: Rural populations have sustainable, equitable, and diverse livelihoods, and benefit from access to early recovery mechanisms, social protection, climate-resilient assets, restored and protected ecosystems, equitable access to land, and inclusive financial and climate services and products for improved climate-risk management and adaptation

Output indicator	Detailed indicator	Sub Activity	Unit of measure	Planned	Actual
A.5: Quantity of non-food items distributed	A.5.g.2: Total number of energy-efficient devices distributed to targeted institutions, communities and households	Climate adapted assets and agricultural practices	Number	90	85
			Number	4	1
			Number	70	70
D.1.1: Number of assets built, restored or maintained by targeted households and communities, by type and unit of measure	D.1.1.g.11: Number of water points (ponds, shallow wells, weirs, dams) constructed or rehabilitated	Climate adapted assets and agricultural practices	Number	110	97
D.1.1: Number of assets built, restored or maintained by targeted households and communities, by type and unit of measure	D.1.1.g.13: Total number of climate adaptation assets built, restored or maintained	Food assistance for asset	Number	40	30
D.1.1: Number of assets built, restored or maintained by targeted households and communities, by type and unit of measure	D.1.1.g.15: Total tonnes of fish stock brought under sustainable management practices	Climate adapted assets and agricultural practices	metric ton	30	30
D.1.1: Number of assets built, restored or maintained by targeted households and communities, by type and unit of measure	D.1.1.g.1: Hectares of community gardens and orchards established/rehabilitated	Food assistance for asset	Ha	335	452.66
D.1.1: Number of assets built, restored or maintained by targeted households and communities, by type and unit of measure	D.1.1.g.3: Hectares of land rehabilitated/benefiting from irrigation infrastructures	Climate adapted assets and agricultural practices	Ha	16	52
			Ha	185	104.74
F.4: Number of agricultural and post-harvest inputs, equipment and infrastructures provided	F.4.g.1: Number of agricultural equipment provided	Smallholder agricultural market support Activities	Number	270	270

F.4: Number of agricultural and post-harvest inputs, equipment and infrastructures provided	F.4.g.2: Number of post-harvest management equipment provided	Smallholder agricultural market support Activities	Number	70	60
F.4: Number of agricultural and post-harvest inputs, equipment and infrastructures provided	F.4.g.3: Number of post-harvest management infrastructure provided/constructed	Smallholder agricultural market support Activities	Number	8	8
F.4: Number of agricultural and post-harvest inputs, equipment and infrastructures provided	F.4.g.4: Quantity of agricultural inputs provided	Smallholder agricultural market support Activities	Kilograms	48,000	48,000
G.13: Type of support provided to CSP activities by funds and raised	G.13.2: Type of support provided to CSP activities by funds raised with a climate risk reduction objective (AF)	Other Climate adaptation and risk management Activities	Type	Timely available and used	Timely available but not used
G.8: Number of people provided with direct access to information on climate and weather risks	G.8.3: Number of people provided with direct access to information on climate and weather risks through mobile phones and/or SMS services	Climate adapted assets and agricultural practices	Individual	4,000	4,000
CSP Output 04: Rural populations, especially women and young people, have increased capacity to produce nutritious food, competitive farmer associations and better market access through inclusive and sustainable value chains, and benefit from social and behaviour change communication for more nutritious diets and equitable gender roles					
Output indicator	Detailed indicator	Sub Activity	Unit of measure	Planned	Actual
D.3: Number of participants who completed vocational/livelihood skills training activities	D.3.g.1: Number of participants who completed vocational/livelihood skills	Food assistance for asset	Number	500	500
F.15: Number of smallholder farmer aggregation systems supported with trainings in good agronomic practices	F.15.1: Number of smallholder farmer aggregation systems supported with trainings in good agronomic practices	Smallholder agricultural market support Activities	Number	410	410
F.17: Number of smallholder farmer aggregation systems supported with trainings in marketing and business skills	F.17.1: Number of smallholder farmer aggregation systems supported with trainings in marketing and business skills	Smallholder agricultural market support Activities	Number	105	105
F.2: Total membership of supported smallholder farmer aggregation systems	F.2.1: Total membership of supported smallholder farmer aggregation systems (Male)	Smallholder agricultural market support Activities	Number	822	868
F.2: Total membership of supported smallholder farmer aggregation systems	F.2.2: Total membership of supported smallholder farmer aggregation systems (Female)	Smallholder agricultural market support Activities	Number	938	937

F.20: Number of smallholder farmer aggregation systems supported with agricultural inputs and equipment	F.20.1: Number of smallholder farmer aggregation systems supported with agricultural inputs and equipment	Smallholder agricultural market support Activities	Number	12	12
F.21: Number of smallholder farmer aggregation systems supported with post-harvest equipment and infrastructure	F.21.1: Number of smallholder farmer aggregation systems supported with post-harvest equipment and infrastructure	Smallholder agricultural market support Activities	Number	12	12
F.3: Number of smallholder farmer aggregation systems supported	F.3.1: Number of farmers' organizations supported	Smallholder agricultural market support Activities	Number	50	47
F.4: Number of agricultural and post-harvest inputs, equipment and infrastructures provided	F.4.g.4: Quantity of agricultural inputs provided	Smallholder agricultural market support Activities	Kilograms	37,000	34,523
F.5: Number of meetings, workshops, fairs, events organized to facilitate market linkages	F.5.1: Number of meetings, workshops, fairs, events organized to facilitate market linkages	Food assistance for asset	Number Number	8 8	5 5
F.6: Number of contracts/commercial agreements facilitated	F.6.1: Number of contracts facilitated (formal)	Smallholder agricultural market support Activities	Number	20	20
F.6: Number of contracts/commercial agreements facilitated	F.6.2: Number of commercial agreements facilitated (informal)	Smallholder agricultural market support Activities	Number	6	6

Outcome Results

Activity 03: Provide food and technical assistance to vulnerable rural populations and support to social protection systems and local actors to build and strengthen the livelihoods of vulnerable rural populations and make their food systems more sustainable, diverse, and resilient to climate change and multi-pronged crises.

Outcome Indicator	Sex	Baseline	End-CSP Target	2023 Target	2023 Follow-up	Source
Target Group: Resiliencia2023 - Location: Honduras - Modality: Capacity Strengthening, Cash - Subactivity: Food assistance for asset						
Percentage of the population in targeted communities reporting benefits from an enhanced livelihood asset base	Female	0	≥40	≥40	27.5	WFP
	Male	0	≥35	≥35	17.5	programme monitoring
	Overall	0	≥40	≥40	45	WFP programme monitoring
Target Group: Resiliencia2023 - Location: Honduras - Modality: Cash - Subactivity: Food assistance for asset						
Consumption-based coping strategy index (average)	Female	9.3	≥9	≥9	9.9	WFP
	Male	8.33	≥8	≥8	10.6	programme monitoring
	Overall	9	≥8	≥8	10.1	WFP programme monitoring

Economic capacity to meet essential needs	Female	6	≥13	≥14	15	WFP
	Male	4	≥12	≥12	13.1	programme monitoring
	Overall	5	≥12	≥12	14.4	WFP programme monitoring
Food consumption score: Percentage of households with Acceptable Food Consumption Score	Female	70	≤82	≤82	82	WFP
	Male	68	≤70	≤70	82	programme monitoring
	Overall	69.3	≤80	≤80	82	WFP programme monitoring
Food consumption score: Percentage of households with Borderline Food Consumption Score	Female	18	≤12	≤12	11	WFP
	Male	17	≤15	≤15	9	programme monitoring
	Overall	17.5	≤10	≤10	10	WFP programme monitoring
Food consumption score: Percentage of households with Poor Food Consumption Score	Female	12	≤12	≤12	7	WFP
	Male	15	≤15	≤15	9	programme monitoring
	Overall	13.2	≤9	≤9	8	WFP programme monitoring
Food consumption score – nutrition: Percentage of households that consumed Hem Iron rich food daily (in the last 7 days)	Female	1.7	≥3.9	≥3.9	3.4	WFP
	Male	5.4	≥5.4	≥5.4	3.9	programme monitoring
	Overall	2.8	≥4	≥4	3.6	WFP programme monitoring
Food consumption score – nutrition: Percentage of households that sometimes consumed Hem Iron rich food (in the last 7 days)	Female	79.3	≥50	≥50	44.7	WFP
	Male	75	≥50	≥50	34.8	programme monitoring
	Overall	78.1	≥45	≥45	41.7	WFP programme monitoring

Food consumption score – nutrition: Percentage of households that never consumed Hem Iron rich food (in the last 7 days)	Female	19	≤50	≤50	51.9	WFP
	Male	19.6	≤60	≤60	61.3	programme monitoring
	Overall	19.2	≤60	≤60	54.7	WFP programme monitoring
Food consumption score – nutrition: Percentage of households that consumed Protein rich food daily (in the last 7 days)	Female	89.7	≥80	≥80	86	WFP
	Male	84	≥84	≥84	85.8	programme monitoring
	Overall	88	≥80	≥80	85.9	WFP programme monitoring
Food consumption score – nutrition: Percentage of households that sometimes consumed Protein rich food (in the last 7 days)	Female	9.3	≥10	≥10	10.9	WFP
	Male	13.9	≥13.9	≥13.9	9.3	programme monitoring
	Overall	10.8	≥10	≥10	10.4	WFP programme monitoring
Food consumption score – nutrition: Percentage of households that never consumed Protein rich food (in the last 7 days)	Female	0.9	≤3	≤3	3.2	WFP
	Male	2.1	≤2	≤2	4.9	programme monitoring
	Overall	1.3	≤4	≤4	3.7	WFP programme monitoring
Food consumption score – nutrition: Percentage of households that consumed Vit A rich food daily (in the last 7 days)	Female	50.7	≥42	≥42	40.2	WFP
	Male	40.5	≥40	≥40	37.7	programme monitoring
	Overall	47.5	≥36	≥36	3.6	WFP programme monitoring
Food consumption score – nutrition: Percentage of households that sometimes consumed Vit A rich food (in the last 7 days)	Female	37.4	≥40	≥40	40.9	WFP
	Male	42.2	≥37	≥37	37.3	programme monitoring
	Overall	38.9	≥41	≥41	41.7	WFP programme monitoring

Food consumption score – nutrition: Percentage of households that never consumed Vit A rich food (in the last 7 days)	Female	12	≤25	≤25	18.9	WFP
	Male	17.3	≤25	≤25	25	programme monitoring
	Overall	13.6	≤60	≤60	54.7	WFP programme monitoring
Livelihood coping strategies for essential needs: Percentage of households using crisis coping strategies	Female	12.9	≤14	≤14	18.5	WFP
	Male	11	≤15	≤15	21.6	programme monitoring
	Overall	12.3	≤15	≤15	19.4	WFP programme monitoring
Livelihood coping strategies for essential needs: Percentage of households using emergency coping strategies	Female	30.5	≤30	≤30	31.5	WFP
	Male	38.4	≤35	≤35	28.9	programme monitoring
	Overall	32.9	≤30	≤30	30.7	WFP programme monitoring
Livelihood coping strategies for essential needs: Percentage of households using stress coping strategies	Female	17	≤17	≤17	16.8	WFP
	Male	11.8	≤14	≤14	17.6	programme monitoring
	Overall	15.4	≤18	≤18	17.1	WFP programme monitoring
Livelihood coping strategies for essential needs: Percentage of households not using livelihood based coping strategies	Female	39.6	≥35	≥35	33.2	WFP
	Male	38.8	≥32	≥32	31.9	programme monitoring
	Overall	39.4	≥30	≥30	32.8	WFP programme monitoring
Livelihood coping strategies for food security: Percentage of households using crisis coping strategies	Female	12.9	≤15	≤15	18.5	WFP
	Male	11	≤12	≤12	21.6	programme monitoring
	Overall	12.3	≤15	≤15	19.4	WFP programme monitoring

Livelihood coping strategies for food security: Percentage of households using emergency coping strategies	Female	30.5	≤30	≤30	31.5	WFP
	Male	38.4	≤38	≤38	28.9	programme monitoring
	Overall	32.9	≤35	≤35	30.7	WFP programme monitoring
Livelihood coping strategies for food security: Percentage of households using stress coping strategies	Female	17	≤15	≤15	16.8	WFP
	Male	11.8	≤13	≤13	17.6	programme monitoring
	Overall	15.4	≤15	≤15	17.1	WFP programme monitoring
Livelihood coping strategies for food security: Percentage of households not using livelihood based coping strategies	Female	39.6	≥35	≥35	33.2	WFP
	Male	38.8	≥38	≥38	31.9	programme monitoring
	Overall	39.4	≥30	≥30	32.8	WFP programme monitoring
Proportion of the population in targeted communities reporting environmental benefits	Overall	0	≥60	≥60	62	WFP programme monitoring

Strategic Outcome 03: Vulnerable populations in prioritized rural and urban areas have stable and adequate access to comprehensive social protection services and programs that increase their level of food and nutrition security by 2027, contributing to the development of human capital in Honduras	Root Causes
--	--------------------

Output Results

Activity 05: Provide nutritious school meals to pre-school and school-age girls and boys, ensuring their access to social protection, and strengthen the role of the school as a hub for addressing children's health, nutrition, and socialization needs

Corporate output 2.3: School-age children and adolescents have access to school-based health and nutrition packages

CSP Output 09: Pre-school and school-age girls and boys benefit from social protection through more diverse school meals throughout the school year that meet their basic food needs and increase access to and quality of education

Output Indicator	Beneficiary Group	Sub Activity	Unit of measure	Planned	Actual
A.1.3 Number of girls and boys receiving food/cash-based transfers/commodity vouchers/capacity strengthening transfers through school-based programmes	Children (pre-primary)	School feeding (on-site)	Female	118,815	91,091
			Male	114,156	88,420
			Total	232,971	179,511
A.1.3 Number of girls and boys receiving food/cash-based transfers/commodity vouchers/capacity strengthening transfers through school-based programmes	Students (primary schools)	School feeding (on-site)	Female	689,626	526,225
			Male	662,582	511,529
			Total	1,352,208	1,037,754
A.2.3 Quantity of food provided to girls and boys through school-based programmes			MT	28,838	20,672.49
A.3.2 Total value of cash transferred to family members of girls and boys benefiting from school-based programmes			USD	9,866,392	
B.1.3 Quantity of fortified food provided for girls and boys benefiting from school-based programming			MT	2,342	11,219.17

Activity 06: Provide nutrition and food assistance to the most vulnerable populations and promote behavior change and capacity strengthening for healthier diets, reduced protection risks, and positive gender role transformation

Corporate output 2.2: Children, pregnant women and girls and new mothers, and other nutritionally vulnerable populations benefit from programmes to prevent and treat malnutrition and improve diets

CSP Output 12: Pregnant and lactating women and children under 5 receive specialized nutritious foods and participate in food and nutrition social and behaviour change communication initiatives, accompanied by fathers

Output Indicator	Beneficiary Group	Sub Activity	Unit of measure	Planned	Actual
A.1.2 Number of nutritionally vulnerable people receiving food/cash-based transfers/commodity vouchers/capacity strengthening transfers through malnutrition treatment and prevention programmes (complementary with UNICEF, FAO, WHO)	Activity supporters	Prevention of stunting	Female		299
			Male		70
			Total		369
A.1.2 Number of nutritionally vulnerable people receiving food/cash-based transfers/commodity vouchers/capacity strengthening transfers through malnutrition treatment and prevention programmes (complementary with UNICEF, FAO, WHO)	Children	Prevention of stunting	Female	8,819	11,255
			Male	8,476	10,813
			Total	17,295	22,068
A.1.2 Number of nutritionally vulnerable people receiving food/cash-based transfers/commodity vouchers/capacity strengthening transfers through malnutrition treatment and prevention programmes (complementary with UNICEF, FAO, WHO)	Pregnant Breastfeeding Women and Girls	Prevention of stunting	Female	6,999	8,056
			Male		
			Total	6,999	8,056

A.2.2 Quantity of food provided to nutritionally vulnerable people through malnutrition treatment and prevention programmes			MT	934	454.21
A.3.1 Total value of cash transferred to people			USD	288,718	36,658
A.4.1 Total value of vouchers transferred to people disaggregated by type (value voucher or commodity voucher)			USD		17,907
B.1.2 Quantity of fortified food provided to treat or prevent malnutrition			MT	12	
B.2.1 Quantity of specialized nutritious foods provided to treat or prevent malnutrition			MT	744	454.21
CSP Output 13: Adolescents and young people exposed to protection risks and food insecurity receive food assistance and benefit from gender-transformative social and behaviour change communication initiatives that improve their health, hygiene, and nutrition practices					
Output Indicator	Beneficiary Group	Sub Activity	Unit of measure	Planned	Actual
A.1.2 Number of nutritionally vulnerable people receiving food/cash-based transfers/commodity vouchers/capacity strengthening transfers through malnutrition treatment and prevention programmes (complementary with UNICEF, FAO, WHO)	Children	Prevention of stunting	Female		1,657
			Male		1,593
			Total		3,250
A.2.2 Quantity of food provided to nutritionally vulnerable people through malnutrition treatment and prevention programmes			MT		11.79
B.1.2 Quantity of fortified food provided to treat or prevent malnutrition			MT		0.73

Other Output

Activity 05: Provide nutritious school meals to pre-school and school-age girls and boys, ensuring their access to social protection, and strengthen the role of the school as a hub for addressing children's health, nutrition, and socialization needs

Corporate Output 2.3: School-age children and adolescents have access to school-based health and nutrition packages

CSP Output 09: Pre-school and school-age girls and boys benefit from social protection through more diverse school meals throughout the school year that meet their basic food needs and increase access to and quality of education

Output indicator	Detailed indicator	Sub Activity	Unit of measure	Planned	Actual
A.5: Quantity of non-food items distributed	A.5.g.2: Total number of energy-efficient devices distributed to targeted institutions, communities and households	School feeding (on-site)	Number	9,140	9,263
N.1.1: Feeding days as percentage of total school days	N.1.1.1: Feeding days as percentage of total school days	School feeding (on-site)	%	100	91
N.3.1: Number of children receiving deworming with WFP support	N.3.1.g.1: Number of children receiving deworming with WFP support	School feeding (on-site)	Individual	1,841,039	1,769,611
N.5: Number of schools with infrastructure rehabilitated or constructed in emergency context	N.5.g.1: Number of schools with infrastructure rehabilitated or constructed in emergency context	School feeding (on-site)	school	35	35
N.8: Number of producers/smallholder farmers supplying schools	N.8.1: Number of producers/smallholder farmers supplying schools	School feeding (on-site)	Individual	150	188

CSP Output 10: Pre-school and school-age girls and boys benefit from improved school-based services and infrastructure that contribute to better nutrition and health by incorporating home-grown school feeding and social and behaviour change communication initiatives

Output indicator	Detailed indicator	Sub Activity	Unit of measure	Planned	Actual
A.5: Quantity of non-food items distributed	A.5.g.1: Number of textbooks and other teaching and learning materials provided	School feeding (on-site)	Number	205	351
F.2: Total membership of supported smallholder farmer aggregation systems	F.2.1: Total membership of supported smallholder farmer aggregation systems (Male)	Smallholder agricultural market support Activities	Number	110	130
F.2: Total membership of supported smallholder farmer aggregation systems	F.2.2: Total membership of supported smallholder farmer aggregation systems (Female)	Smallholder agricultural market support Activities	Number	50	58

CSP Output 11: Parents, teachers, and school authorities benefit from capacity strengthening activities that promote nutrition, gender equality, healthy masculinities, and protection standards for children in school

Output indicator	Detailed indicator	Sub Activity	Unit of measure	Planned	Actual
C.4: Number of people engaged in capacity strengthening initiatives facilitated by WFP to enhance national stakeholder capacities contributing to Zero Hunger	C.4.g.2: Number of government and public sector staff participating in training and other technical assistance initiatives	School Based Programmes (CCS)	Number	30	43

C.4: Number of people engaged in capacity strengthening initiatives facilitated by WFP to enhance national stakeholder capacities contributing to Zero Hunger	C.4.g.3: Number of national partner staff participating in training and other technical assistance initiatives	School Based Programmes (CCS)	Number	18	17
C.4: Number of people engaged in capacity strengthening initiatives facilitated by WFP to enhance national stakeholder capacities contributing to Zero Hunger	C.4.g.4: Number of school administrators and officials trained or certified	School Based Programmes (CCS)	Number	500	848

Activity 06: Provide nutrition and food assistance to the most vulnerable populations and promote behavior change and capacity strengthening for healthier diets, reduced protection risks, and positive gender role transformation

Corporate Output 2.1: Food-insecure populations have increased and sustained access to nutritious food, cash-based assistance, new or improved skills and services to meet their food and nutrition needs

CSP Output 14: Local actors strengthen their capacity to promote well-functioning social protection systems, including with regard to access to nutritious foods, risk prevention and protection, the promotion of gender equality and healthy masculinities, and the integration of young people into society

Output indicator	Detailed indicator	Sub Activity	Unit of measure	Planned	Actual
C.4: Number of people engaged in capacity strengthening initiatives facilitated by WFP to enhance national stakeholder capacities contributing to Zero Hunger	C.4.g.2: Number of government and public sector staff participating in training and other technical assistance initiatives	Malnutrition Prevention (CCS)	Number	450	1,056
C.5: Number of capacity strengthening initiatives facilitated by WFP to enhance national stakeholder capacities to contribute to Zero Hunger and other SDGs	C.5.g.6: Number of training sessions/workshops organized	Malnutrition Prevention (CCS)	Number	22	22

Corporate Output 2.2: Children, pregnant women and girls and new mothers, and other nutritionally vulnerable populations benefit from programmes to prevent and treat malnutrition and improve diets

CSP Output 12: Pregnant and lactating women and children under 5 receive specialized nutritious foods and participate in food and nutrition social and behaviour change communication initiatives, accompanied by fathers

Output indicator	Detailed indicator	Sub Activity	Unit of measure	Planned	Actual
A.6.1: Number of WFP-assisted health centres or sites	A.6.1.1: Total number of WFP-assisted health centres or sites	Prevention of stunting	centre/site	150	212
E.4: Number of people reached through interpersonal social and behaviour change communication (SBCC) approaches (complementary with UNICEF, FAO, WFP, WHO)	E.4.1: Number of people reached through interpersonal social and behaviour change communication (SBCC) approaches (complementary with UNICEF, FAO, WFP, WHO)	Prevention of stunting	Individual	3,200	3,200

CSP Output 13: Adolescents and young people exposed to protection risks and food insecurity receive food assistance and benefit from gender-transformative social and behaviour change communication initiatives that improve their health, hygiene, and nutrition practices

Output indicator	Detailed indicator	Sub Activity	Unit of measure	Planned	Actual
E.4: Number of people reached through interpersonal social and behaviour change communication (SBCC) approaches (complementary with UNICEF, FAO, WFP, WHO)	E.4.1: Number of people reached through interpersonal social and behaviour change communication (SBCC) approaches (complementary with UNICEF, FAO, WFP, WHO)	Prevention of stunting	Individual	1,000	1,000

Outcome Results

Activity 05: Provide nutritious school meals to pre-school and school-age girls and boys, ensuring their access to social protection, and strengthen the role of the school as a hub for addressing children's health, nutrition, and socialization needs

Outcome Indicator	Sex	Baseline	End-CSP Target	2023 Target	2023 Follow-up	Source
Target Group: SF2023 - Location: Honduras - Modality: - Subactivity: School feeding (on-site)						
Number of national policies, strategies, programmes and other system components relating to school health and nutrition/including school feeding enhanced/developed with WFP capacity strengthening support and/or advocacy	Overall	0	≥4	≥1	2	WFP programme monitoring

Activity 06: Provide nutrition and food assistance to the most vulnerable populations and promote behavior change and capacity strengthening for healthier diets, reduced protection risks, and positive gender role transformation

Outcome Indicator	Sex	Baseline	End-CSP Target	2023 Target	2023 Follow-up	Source
Target Group: CH - Location: Honduras - Modality: - Subactivity: Prevention of stunting						
Proportion of children 6-23 months of age who receive a minimum acceptable diet: Minimum Diet Diversity 6-23 months (MDD)	Overall	0	≥60	≥60	79.2	WFP survey
Proportion of children 6-23 months of age who receive a minimum acceptable diet: Minimum Meal Frequency 6-23 months (MMF)	Overall	0	≥60	≥60	92.3	WFP survey
Proportion of children 6-23 months of age who receive a minimum acceptable diet: Minimum Milk Feeding Frequency for Non-Breastfed children 6-23 months (MMFF)	Overall	0	≥65	≥65	95.2	WFP survey
Proportion of children 6-23 months of age who receive a minimum acceptable diet: Proportion of children 6-23 months of age who receive a minimum acceptable diet	Overall	0	≥60	≥60	73.3	WFP survey
Target Group: PBWG - Location: Honduras - Modality: - Subactivity: Prevention of stunting						
Minimum diet diversity for women and girls of reproductive age	Overall	0	≥80	≥60	71	WFP programme monitoring

Strategic Outcome 04: The Government of Honduras further builds and strengthens its national social protection systems and its capacity to design, implement, monitor, and evaluate inclusive, nutrition- and gender-sensitive shock-responsive social protection policies and programmes, boosting people's trust in public institutions by 2027	Root Causes
--	--------------------

Other Output

Activity 07: Strengthen the capacity of social protection systems, policies, and programmes to enhance food and nutrition security, and tackle vulnerability and inequality to boost the human capital of Honduras

Corporate Output 4.2: Components of national emergency preparedness and response, social protection and food systems are strengthened

CSP Output 16: The Government of Honduras is increasingly involved in food and nutrition security cooperation initiatives to achieve SDGs 2 and 17, including South-South and triangular cooperation, involving the United Nations system, the private sector, and civil society organizations

Output indicator	Detailed indicator	Sub Activity	Unit of measure	Planned	Actual
C.6: Number of tools or products developed or revised to enhance national systems contributing to zero hunger and other SDGs as part of WFP capacity strengthening	C.6.g.1: Number of tools or products developed	Food Security Sector (CCS)	Number	2	1

Strategic Outcome 05: Key partners in Honduras benefit from efficient services all year round				Resilience Building	
Other Output					
Activity 08: Provide on-demand cash transfer services to national institutions, organizations, and other humanitarian network partners					
Corporate Output 5.2: Partners utilize on-demand services to augment their capacity and ensure more efficient, effective and coordinated interventions					
CSP Output 17: Partners in Honduras benefit from efficient cash transfer services					
Output indicator	Detailed indicator	Sub Activity	Unit of measure	Planned	Actual
H.1: Number of shared services, data and analytics platforms provided by type	H.1.2: Number of supply chain solutions and services provided to the government and partners by WFP	Cash Transfer Services	Number	2	2
Activity 09: Provide on-demand supply chain services to national institutions, organizations, and humanitarian network partners in order to increase their coverage and response capacity					
Corporate Output 5.2: Partners utilize on-demand services to augment their capacity and ensure more efficient, effective and coordinated interventions					
CSP Output 18: Partners in Honduras benefit from efficient supply chain services					
Output indicator	Detailed indicator	Sub Activity	Unit of measure	Planned	Actual
H.4: Total volume of cargo transported	H.4.1: Quantity (mt) of cargo transported	Service Delivery	MT	170	187

Cross-cutting Indicators

Nutrition integration indicators

Nutrition integration indicators						
Cross-cutting indicators at Activity level						
Activity 01: Provide shock-responsive gender- and nutrition-sensitive emergency assistance to the most vulnerable populations affected by crises to meet their food, nutrition, and related essential needs and facilitate early recovery						
CrossCutting Indicator	Sex	Baseline	End-CSP Target	2023 Target	2023 Follow-up	Source
Target Group: EMERGENCIA - Location: Honduras - Modality: Capacity Strengthening, Cash - Subactivity: General Distribution						
Percentage of people supported by WFP operations and services who are able to meet their nutritional needs through an effective combination of fortified food, specialized nutritious products and actions to support diet diversification	Female	0	≥90	≥80	100	WFP
	Male	0	≥90	≥80	100	programme monitoring
	Overall	0	≥90	≥80	100	WFP programme monitoring
Target Group: EMERGENCIA - Location: Honduras - Modality: Cash, Commodity Voucher - Subactivity: General Distribution						
Percentage of WFP beneficiaries who benefit from a nutrition-sensitive programme component	Female	0	≥90	≥80	100	WFP
	Male	0	≥90	≥80	100	programme monitoring
	Overall	0	≥90	≥80	100	WFP programme monitoring
Activity 03: Provide food and technical assistance to vulnerable rural populations and support to social protection systems and local actors to build and strengthen the livelihoods of vulnerable rural populations and make their food systems more sustainable, diverse, and resilient to climate change and multi-pronged crises.						
CrossCutting Indicator	Sex	Baseline	End-CSP Target	2023 Target	2023 Follow-up	Source
Target Group: RESILIENCIA - Location: Honduras - Modality: Capacity Strengthening, Cash - Subactivity: Food assistance for asset						
Percentage of WFP beneficiaries who benefit from a nutrition-sensitive programme component	Female	0	≥90	≥80	100	WFP
	Male	0	≥90	≥80	100	programme monitoring
	Overall	0	≥90	≥80	100	WFP programme monitoring
Target Group: RESILIENCIA - Location: Honduras - Modality: Capacity Strengthening, Cash, Commodity Voucher - Subactivity: Food assistance for asset						

Percentage of people supported by WFP operations and services who are able to meet their nutritional needs through an effective combination of fortified food, specialized nutritious products and actions to support diet diversification	Female	0	≥90	≥80	100	WFP
	Male	0	≥90	≥80	100	programme
	Overall	0	≥90	≥80	100	monitoring

Activity 05: Provide nutritious school meals to pre-school and school-age girls and boys, ensuring their access to social protection, and strengthen the role of the school as a hub for addressing children's health, nutrition, and socialization needs

CrossCutting Indicator	Sex	Baseline	End-CSP Target	2023 Target	2023 Follow-up	Source
------------------------	-----	----------	----------------	-------------	----------------	--------

Target Group: CHILDREN - **Location:** Honduras - **Modality:** Food - **Subactivity:** School feeding (on-site)

Percentage of WFP beneficiaries who benefit from a nutrition-sensitive programme component	Female	0	≥90	≥80	100	WFP
	Male	0	≥90	≥80	100	programme
	Overall	0	≥90	≥80	100	monitoring

Target Group: Children - **Location:** Honduras - **Modality:** Food - **Subactivity:** School feeding (on-site)

Percentage of people supported by WFP operations and services who are able to meet their nutritional needs through an effective combination of fortified food, specialized nutritious products and actions to support diet diversification	Female	0	≥90	≥80	100	WFP
	Male	0	≥90	≥80	100	programme
	Overall	0	≥90	≥80	100	monitoring

Activity 06: Provide nutrition and food assistance to the most vulnerable populations and promote behavior change and capacity strengthening for healthier diets, reduced protection risks, and positive gender role transformation

CrossCutting Indicator	Sex	Baseline	End-CSP Target	2023 Target	2023 Follow-up	Source
------------------------	-----	----------	----------------	-------------	----------------	--------

Target Group: NUTRICION - **Location:** Honduras - **Modality:** Capacity Strengthening, Cash, Commodity Voucher, Food - **Subactivity:** Prevention of stunting

Percentage of WFP beneficiaries who benefit from a nutrition-sensitive programme component	Female	0	≥90	≥80	100	WFP
	Male	0	≥90	≥80	100	programme
	Overall	0	≥90	≥80	100	monitoring

Target Group: NUTRICION - **Location:** Honduras - **Modality:** Capacity Strengthening, Commodity Voucher, Food - **Subactivity:** Prevention of stunting

Percentage of people supported by WFP operations and services who are able to meet their nutritional needs through an effective combination of fortified food, specialized nutritious products and actions to support diet diversification	Female	0	≥90	≥80	100	WFP
	Male	0	≥90	≥80	100	programme
	Overall	0	≥90	≥80	100	monitoring
						WFP
						programme
						monitoring
						WFP
						programme
						monitoring

Environmental sustainability indicators

Environmental sustainability indicators						
Cross-cutting indicators at Activity level						
Activity 01: Provide shock-responsive gender- and nutrition-sensitive emergency assistance to the most vulnerable populations affected by crises to meet their food, nutrition, and related essential needs and facilitate early recovery						
CrossCutting Indicator	Sex	Baseline	End-CSP Target	2023 Target	2023 Follow-up	Source
Target Group: EMERGENCIA - Location: Honduras - Modality: - - Subactivity: General Distribution						
Proportion of field-level agreements (FLAs)/memorandums of understanding (MOUs)/construction contracts (CCs) for CSP activities screened for environmental and social risks	Overall	0	≥90	≥50	8.33	WFP programme monitoring
Activity 03: Provide food and technical assistance to vulnerable rural populations and support to social protection systems and local actors to build and strengthen the livelihoods of vulnerable rural populations and make their food systems more sustainable, diverse, and resilient to climate change and multi-pronged crises.						
CrossCutting Indicator	Sex	Baseline	End-CSP Target	2023 Target	2023 Follow-up	Source
Target Group: RESILIENCIA - Location: Honduras - Modality: - - Subactivity: Smallholder agricultural market support Activities						
Proportion of field-level agreements (FLAs)/memorandums of understanding (MOUs)/construction contracts (CCs) for CSP activities screened for environmental and social risks	Overall	0	≥90	≥50	100	WFP programme monitoring
Activity 05: Provide nutritious school meals to pre-school and school-age girls and boys, ensuring their access to social protection, and strengthen the role of the school as a hub for addressing children's health, nutrition, and socialization needs						
CrossCutting Indicator	Sex	Baseline	End-CSP Target	2023 Target	2023 Follow-up	Source
Target Group: CHILDREN - Location: Honduras - Modality: - - Subactivity: School Based Programmes (CCS)						
Proportion of field-level agreements (FLAs)/memorandums of understanding (MOUs)/construction contracts (CCs) for CSP activities screened for environmental and social risks	Overall	0	≥90	≥50	100	WFP programme monitoring
Activity 06: Provide nutrition and food assistance to the most vulnerable populations and promote behavior change and capacity strengthening for healthier diets, reduced protection risks, and positive gender role transformation						
CrossCutting Indicator	Sex	Baseline	End-CSP Target	2023 Target	2023 Follow-up	Source
Target Group: NUTRICION - Location: Honduras - Modality: - - Subactivity: Prevention of stunting						
Proportion of field-level agreements (FLAs)/memorandums of understanding (MOUs)/construction contracts (CCs) for CSP activities screened for environmental and social risks	Overall	0	≥90	≥50	100	WFP programme monitoring

Gender equality and women's empowerment indicators

Gender equality and women's empowerment indicators						
Cross-cutting indicators at CSP level						
CrossCutting Indicator	Sex	Baseline	End-CSP Target	2023 Target	2023 Follow-up	Source
Percentage of food assistance decision making entity members who are women	Overall	0	≥50	≥50	49.12	WFP survey

Gender equality and women's empowerment indicators						
Cross-cutting indicators at Activity level						
Activity 01: Provide shock-responsive gender- and nutrition-sensitive emergency assistance to the most vulnerable populations affected by crises to meet their food, nutrition, and related essential needs and facilitate early recovery						
CrossCutting Indicator	Sex	Baseline	End-CSP Target	2023 Target	2023 Follow-up	Source
Target Group: EMERGENCY - Location: Honduras - Modality: - - Subactivity: General Distribution						
Percentage of households where women, men, or both women and men make decisions on the use of food/cash/vouchers, disaggregated by transfer modality - <i>Decisions jointly made by women and men</i>	Overall	0	≥50	≥50	29.85	WFP programme monitoring
Percentage of households where women, men, or both women and men make decisions on the use of food/cash/vouchers, disaggregated by transfer modality - <i>Decisions made by men</i>	Overall	0	≥20	≥20	9.51	WFP programme monitoring
Percentage of households where women, men, or both women and men make decisions on the use of food/cash/vouchers, disaggregated by transfer modality - <i>Decisions made by women</i>	Overall	0	≥30	≥30	60.63	WFP programme monitoring
Activity 03: Provide food and technical assistance to vulnerable rural populations and support to social protection systems and local actors to build and strengthen the livelihoods of vulnerable rural populations and make their food systems more sustainable, diverse, and resilient to climate change and multi-pronged crises.						
CrossCutting Indicator	Sex	Baseline	End-CSP Target	2023 Target	2023 Follow-up	Source
Target Group: RESILIENCE - Location: Honduras - Modality: - - Subactivity: Food assistance for asset						
Percentage of households where women, men, or both women and men make decisions on the use of food/cash/vouchers, disaggregated by transfer modality - <i>Decisions jointly made by women and men</i>	Overall	0	≥50	≥50	30.69	WFP programme monitoring
Percentage of households where women, men, or both women and men make decisions on the use of food/cash/vouchers, disaggregated by transfer modality - <i>Decisions made by men</i>	Overall	0	≥20	≥20	17.15	WFP programme monitoring
Percentage of households where women, men, or both women and men make decisions on the use of food/cash/vouchers, disaggregated by transfer modality - <i>Decisions made by women</i>	Overall	0	≥30	≥30	52.16	WFP programme monitoring

Protection indicators

Protection indicators						
Cross-cutting indicators at CSP level						
CrossCutting Indicator	Sex	Baseline	End-CSP Target	2023 Target	2023 Follow-up	Source
Number of women, men, boys and girls with disabilities accessing food/cash-based transfers/commodity vouchers/capacity strengthening services	Female	0	≥4000	≥150	65	WFP survey
	Male	0	≥4000	≥150	34	WFP survey
	Overall	0	≥8000	≥300	99	WFP survey

Protection indicators

Cross-cutting indicators at Activity level

Activity 01: Provide shock-responsive gender- and nutrition-sensitive emergency assistance to the most vulnerable populations affected by crises to meet their food, nutrition, and related essential needs and facilitate early recovery

CrossCutting Indicator	Sex	Baseline	End-CSP Target	2023 Target	2023 Follow-up	Source
Target Group: EMERGENCY - Location: Honduras - Modality: - - Subactivity: General Distribution						
Percentage of beneficiaries reporting no safety concerns experienced as a result of their engagement in WFP programmes	Female	0	≥95	≥95	99.84	WFP
	Male	0	≥95	≥95	100	programme monitoring
	Overall	0	≥95	≥95	99.87	WFP programme monitoring
Percentage of beneficiaries who report they experienced no barriers to accessing food and nutrition assistance	Female	0	≥90	≥90	97.73	WFP
	Male	0	≥90	≥90	96.53	programme monitoring
	Overall	0	≥90	≥90	97.5	WFP programme monitoring

Activity 03: Provide food and technical assistance to vulnerable rural populations and support to social protection systems and local actors to build and strengthen the livelihoods of vulnerable rural populations and make their food systems more sustainable, diverse, and resilient to climate change and multi-pronged crises.

CrossCutting Indicator	Sex	Baseline	End-CSP Target	2023 Target	2023 Follow-up	Source
Target Group: RESILIENCE - Location: Honduras - Modality: - - Subactivity: Food assistance for asset						
Percentage of beneficiaries who report being treated with respect as a result of their engagement in programmes	Female	0	≥100	≥100	0.37	WFP
	Male	0	≥100	≥100	0	programme monitoring
	Overall	0	≥100	≥100	0.26	WFP programme monitoring
Target Group: RESILIENCE2023 - Location: Honduras - Modality: - - Subactivity: Food assistance for asset						
Percentage of beneficiaries reporting no safety concerns experienced as a result of their engagement in WFP programmes	Female	0	≥95	≥98	0.19	WFP
	Male	0	≥95	≥98	0	programme monitoring
	Overall	0	≥95	≥98	0.13	WFP programme monitoring
Target Group: RESILIENCIA - Location: Honduras - Modality: - - Subactivity: Food assistance for asset						

Number of women, men, boys and girls with disabilities accessing food/cash-based transfers/commodity vouchers/capacity strengthening services	Female	0	≥1000	≥50	26	WFP
	Male	0	≥1000	≥50	16	programme
	Overall	0	≥2000	≥100	42	monitoring
WFP programme monitoring WFP programme monitoring WFP programme monitoring						
Target Group: Resilience - Location: Honduras - Modality: - - Subactivity: Food assistance for asset						
Percentage of beneficiaries who report they experienced no barriers to accessing food and nutrition assistance	Female	0	≥90	≥90	3.18	WFP
	Male	0	≥90	≥90	2.98	programme
	Overall	0	≥90	≥90	3.12	monitoring
WFP programme monitoring WFP programme monitoring WFP programme monitoring						

Accountability to Affected Population indicators

Accountability indicators						
Cross-cutting indicators at CSP level						
CrossCutting Indicator	Sex	Baseline	End-CSP Target	2023 Target	2023 Follow-up	Source
Country office has a functioning community feedback mechanism	Overall	Yes	Yes	Yes	Yes	WFP survey

Cover page photo © WFP/Marc Belanger

Melba and her daughters grow mustard in their family garden, thanks to anticipatory action support from WFP and FAO.

World Food Programme

Contact info

Stephanie Hochstetter

stephanie.hochstetter@wfp.org

Financial Section

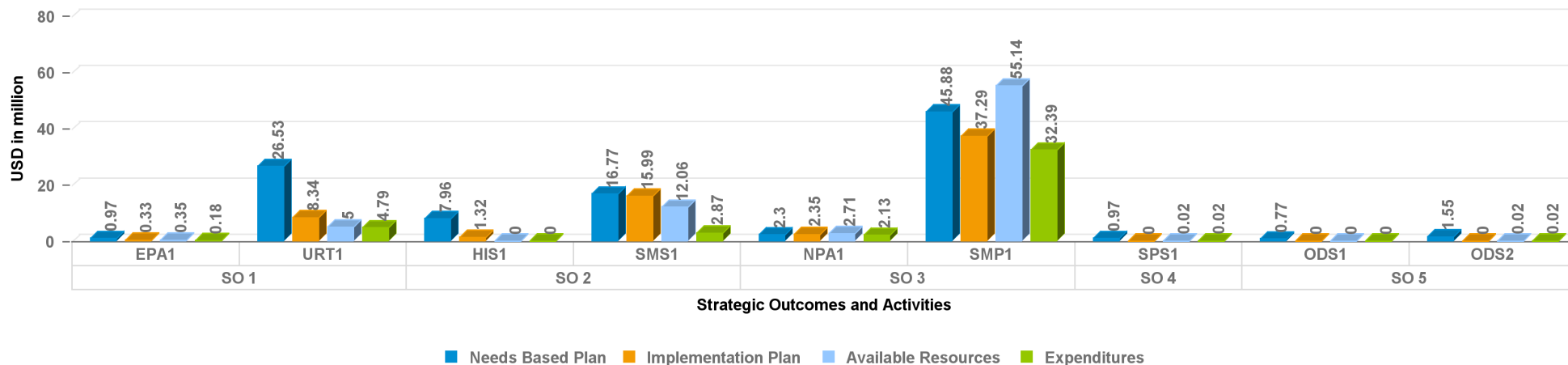
Financial information is taken from WFP's financial records which have been submitted to WFP's auditors.

Annual Country Report

Honduras Country Portfolio Budget 2023 (2023-2027)

Annual Financial Overview for the period 1 January to 31 December 2023 (Amount in USD)

Annual CPB Overview



Code	Strategic Outcome	
SO 1	Crisis-affected populations meet their basic food security and nutrition needs before, during, and in the aftermath of emergencies, and strengthen their resilience and capacity to respond to future climate shocks and other crises, reducing their vulnerability	
SO 2	Vulnerable populations in prioritized rural and urban areas, including those recently affected by emergencies, build and strengthen their livelihoods, and generate higher, more reliable, and steadier incomes, contributing to better food security and nutrition outcomes and sustainable climate-resilient food systems all year round	
SO 3	Vulnerable populations in prioritized rural and urban areas have stable and adequate access to comprehensive social protection services and programs that increase their level of food and nutrition security by 2027, contributing to the development of human capital in Honduras	
SO 4	The Government of Honduras further builds and strengthens its national social protection systems and its capacity to design, implement, monitor, and evaluate inclusive, nutrition- and gender-sensitive shock-responsive social protection policies and programmes, boosting people's trust in public institutions by 2027	
SO 5	Key partners in Honduras benefit from efficient services all year round	
Code	Activity Code	Country Activity Long Description
SO 1	EPA1	Strengthen the climate-smart emergency preparedness, planning, and response capacity, including capacity for anticipatory action and recovery, of vulnerable and risk-prone communities and local actors, through a gender-sensitive approach, laying the foundations for resilience building
SO 1	URT1	Provide shock-responsive gender- and nutrition-sensitive emergency assistance to the most vulnerable populations affected by crises to meet their food, nutrition, and related essential needs and facilitate early recovery
SO 2	HIS1	Provide food and technical assistance to vulnerable urban populations and support to social protection systems and local actors to promote employment generation schemes and increase the incomes of vulnerable urban populations, contributing to their food security and resilience to external shocks
SO 2	SMS1	Provide food and technical assistance to vulnerable rural populations and support to social protection systems and local actors to build and strengthen the livelihoods of vulnerable rural populations and make their food systems more sustainable, diverse, and resilient to climate change and multi-pronged crises.
SO 3	NPA1	Provide nutrition and food assistance to the most vulnerable populations and promote behavior change and capacity strengthening for healthier diets, reduced protection risks, and positive gender role transformation
SO 3	SMP1	Provide nutritious school meals to pre-school and school-age girls and boys, ensuring their access to social protection, and strengthen the role of the school as a hub for addressing children's health, nutrition, and socialization needs
SO 4	SPS1	Strengthen the capacity of social protection systems, policies, and programmes to enhance food and nutrition security, and tackle vulnerability and inequality to boost the human capital of Honduras
SO 5	ODS1	Provide on-demand cash transfer services to national institutions, organizations, and other humanitarian network partners
SO 5	ODS2	Provide on-demand supply chain services to national institutions, organizations, and humanitarian network partners in order to increase their coverage and response capacity

Annual Country Report

Honduras Country Portfolio Budget 2023 (2023-2027)

Annual Financial Overview for the period 1 January to 31 December 2023 (Amount in USD)

SDG Target	Strategic Outcome	Country Activity Description	Needs Based Plan	Implementation Plan	Available Resources	Expenditures
	Non SO Specific	Non Activity Specific	0	0	158,695	0
Subtotal SDG Target			0	0	158,695	0
2.1	Crisis-affected populations meet their basic food security and nutrition needs before, during, and in the aftermath of emergencies, and strengthen their resilience and capacity to respond to future climate shocks and other crises, reducing their vulnerability	Provide shock-responsive gender- and nutrition-sensitive emergency assistance to the most vulnerable populations affected by crises to meet their food, nutrition, and related essential needs and facilitate early recovery	26,528,453	8,340,106	5,002,559	4,785,320
		Strengthen the climate-smart emergency preparedness, planning, and response capacity, including capacity for anticipatory action and recovery, of vulnerable and risk-prone communities and local actors, through a gender-sensitive approach, laying the foundations for resilience building	972,635	326,768	351,287	180,836
Subtotal SDG Target 2.1 Access to Food (SDG Target 2.1)			27,501,088	8,666,874	5,353,846	4,966,157

Annual Country Report

Honduras Country Portfolio Budget 2023 (2023-2027)

Annual Financial Overview for the period 1 January to 31 December 2023 (Amount in USD)

SDG Target	Strategic Outcome	Country Activity Description	Needs Based Plan	Implementation Plan	Available Resources	Expenditures
2.2	Vulnerable populations in prioritized rural and urban areas have stable and adequate access to comprehensive social protection services and programs that increase their level of food and nutrition security by 2027, contributing to the development of human capital in Honduras	Provide nutrition and food assistance to the most vulnerable populations and promote behavior change and capacity strengthening for healthier diets, reduced protection risks, and positive gender role transformation	2,296,859	2,347,437	2,705,292	2,132,728
		Provide nutritious school meals to pre-school and school-age girls and boys, ensuring their access to social protection, and strengthen the role of the school as a hub for addressing children's health, nutrition, and socialization needs	45,879,753	37,290,113	55,137,282	32,394,598
Subtotal SDG Target 2.2 End Malnutrition (SDG Target 2.2)			48,176,612	39,637,551	57,842,574	34,527,326

Annual Country Report

Honduras Country Portfolio Budget 2023 (2023-2027)

Annual Financial Overview for the period 1 January to 31 December 2023 (Amount in USD)

SDG Target	Strategic Outcome	Country Activity Description	Needs Based Plan	Implementation Plan	Available Resources	Expenditures
2.4	Vulnerable populations in prioritized rural and urban areas, including those recently affected by emergencies, build and strengthen their livelihoods, and generate higher, more reliable, and steadier incomes, contributing to better food security and nutrition outcomes and sustainable climate-resilient food systems all year round	Provide food and technical assistance to vulnerable rural populations and support to social protection systems and local actors to build and strengthen the livelihoods of vulnerable rural populations and make their food systems more sustainable, diverse, and resilient to climate change and multi-pronged crises.	16,767,554	15,989,706	12,059,539	2,873,894
		Provide food and technical assistance to vulnerable urban populations and support to social protection systems and local actors to promote employment generation schemes and increase the incomes of vulnerable urban populations, contributing to their food security and resilience to external shocks	7,963,778	1,319,383	0	0
2.4)	Subtotal SDG Target 2.4 Sustainable Food System (SDG Target		24,731,333	17,309,089	12,059,539	2,873,894

Annual Country Report

Honduras Country Portfolio Budget 2023 (2023-2027)

Annual Financial Overview for the period 1 January to 31 December 2023 (Amount in USD)

SDG Target	Strategic Outcome	Country Activity Description	Needs Based Plan	Implementation Plan	Available Resources	Expenditures
17.9	The Government of Honduras further builds and strengthens its national social protection systems and its capacity to design, implement, monitor, and evaluate inclusive, nutrition- and gender-sensitive shock-responsive social protection policies and programmes, boosting people's trust in public institutions by 2027	Strengthen the capacity of social protection systems, policies, and programmes to enhance food and nutrition security, and tackle vulnerability and inequality to boost the human capital of Honduras	968,073	0	17,909	17,909
Subtotal SDG Target 17.9 Capacity Building (SDG Target 17.9)			968,073	0	17,909	17,909
17.16	Key partners in Honduras benefit from efficient services all year round	Provide on-demand cash transfer services to national institutions, organizations, and other humanitarian network partners	771,101	0	0	0
		Provide on-demand supply chain services to national institutions, organizations, and humanitarian network partners in order to increase their coverage and response capacity	1,552,025	0	23,880	16,392
Subtotal SDG Target 17.16 Global Partnership (SDG Target 17.16)			2,323,126	0	23,880	16,392
Total Direct Operational Cost			103,700,231	65,613,514	75,456,444	42,401,678
Direct Support Cost (DSC)			2,977,110	3,998,916	4,372,334	2,244,434
Total Direct Costs			106,677,341	69,612,430	79,828,778	44,646,112
Indirect Support Cost (ISC)			6,778,689	4,524,808	2,930,029	2,930,029
Grand Total			113,456,030	74,137,238	82,758,807	47,576,141



Wanee Piyabongkarn
Chief

Contribution Accounting and Donor Financial Reporting Branch

Columns Definition

Needs Based Plan

Latest annual approved version of operational needs as of December of the reporting year. WFP's needs-based plans constitute an appeal for resources to implement operations which are designed based on needs assessments undertaken in collaboration with government counterparts and partners

Implementation Plan

Implementation Plan as of January of the reporting period which represents original operational prioritized needs taking into account funding forecasts of available resources and operational challenges

Available Resources

Unspent Balance of Resources carried forward, Allocated contribution in the current year, Advances and Other resources in the current year. It excludes contributions that are stipulated by donor for use in future years

Expenditures

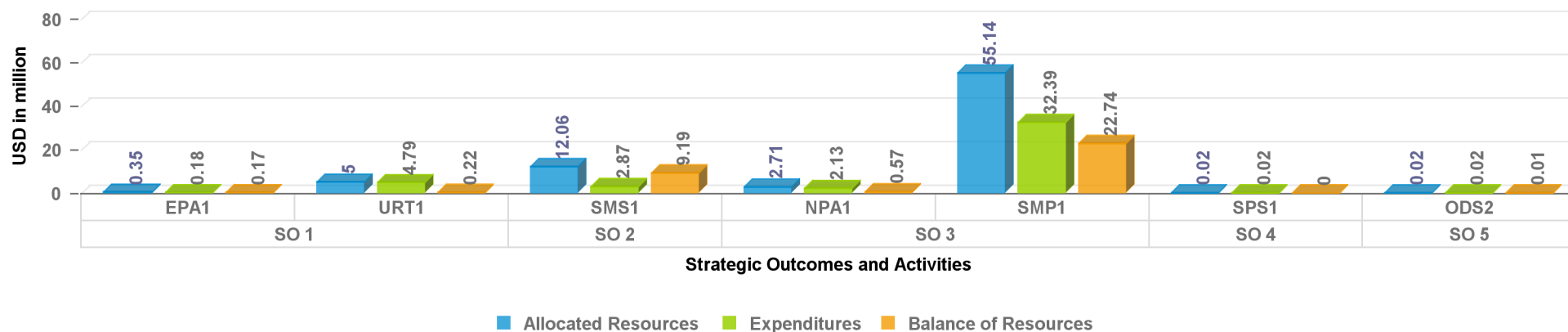
Monetary value of goods and services received and recorded within the reporting year

Annual Country Report

Honduras Country Portfolio Budget 2023 (2023-2027)

Cumulative Financial Overview as at 31 December 2023 (Amount in USD)

Cumulative CPB Overview



Code	Strategic Outcome	
SO 1	Crisis-affected populations meet their basic food security and nutrition needs before, during, and in the aftermath of emergencies, and strengthen their resilience and capacity to respond to future climate shocks and other crises, reducing their vulnerability	
SO 2	Vulnerable populations in prioritized rural and urban areas, including those recently affected by emergencies, build and strengthen their livelihoods, and generate higher, more reliable, and steadier incomes, contributing to better food security and nutrition outcomes and sustainable climate-resilient food systems all year round	
SO 3	Vulnerable populations in prioritized rural and urban areas have stable and adequate access to comprehensive social protection services and programs that increase their level of food and nutrition security by 2027, contributing to the development of human capital in Honduras	
SO 4	The Government of Honduras further builds and strengthens its national social protection systems and its capacity to design, implement, monitor, and evaluate inclusive, nutrition- and gender-sensitive shock-responsive social protection policies and programmes, boosting people's trust in public institutions by 2027	
SO 5	Key partners in Honduras benefit from efficient services all year round	
Code	Activity Code	Country Activity - Long Description
SO 1	EPA1	Strengthen the climate-smart emergency preparedness, planning, and response capacity, including capacity for anticipatory action and recovery, of vulnerable and risk-prone communities and local actors, through a gender-sensitive approach, laying the foundations for resilience building
SO 1	URT1	Provide shock-responsive gender- and nutrition-sensitive emergency assistance to the most vulnerable populations affected by crises to meet their food, nutrition, and related essential needs and facilitate early recovery
SO 2	SMS1	Provide food and technical assistance to vulnerable rural populations and support to social protection systems and local actors to build and strengthen the livelihoods of vulnerable rural populations and make their food systems more sustainable, diverse, and resilient to climate change and multi-pronged crises.
SO 3	NPA1	Provide nutrition and food assistance to the most vulnerable populations and promote behavior change and capacity strengthening for healthier diets, reduced protection risks, and positive gender role transformation
SO 3	SMP1	Provide nutritious school meals to pre-school and school-age girls and boys, ensuring their access to social protection, and strengthen the role of the school as a hub for addressing children's health, nutrition, and socialization needs
SO 4	SPS1	Strengthen the capacity of social protection systems, policies, and programmes to enhance food and nutrition security, and tackle vulnerability and inequality to boost the human capital of Honduras
SO 5	ODS2	Provide on-demand supply chain services to national institutions, organizations, and humanitarian network partners in order to increase their coverage and response capacity

Annual Country Report

Honduras Country Portfolio Budget 2023 (2023-2027)

Cumulative Financial Overview as at 31 December 2023 (Amount in USD)

SDG Target	Strategic Outcome	Country Activity Description	Needs Based Plan	Allocated Contributions	Advance and Allocation	Allocated Resources	Expenditures	Balance of Resources
2.1	Crisis-affected populations meet their basic food security and nutrition needs before, during, and in the aftermath of emergencies, and strengthen their resilience and capacity to respond to future climate shocks and other crises, reducing their vulnerability	Provide shock-responsive gender- and nutrition-sensitive emergency assistance to the most vulnerable populations affected by crises to meet their food, nutrition, and related essential needs and facilitate early recovery	26,528,453	5,002,573	0	5,002,573	4,785,334	217,239
		Strengthen the climate-smart emergency preparedness, planning, and response capacity, including capacity for anticipatory action and recovery, of vulnerable and risk-prone communities and local actors, through a gender-sensitive approach, laying the foundations for resilience building	972,635	351,287	0	351,287	180,836	170,450
Subtotal SDG Target 2.1 Access to Food (SDG Target 2.1)			27,501,088	5,353,859	0	5,353,859	4,966,170	387,689

This computer generated report is certified by the Chief of Contribution Accounting and Donor Financial Reporting Branch (FINC)

Annual Country Report

Honduras Country Portfolio Budget 2023 (2023-2027)

Cumulative Financial Overview as at 31 December 2023 (Amount in USD)

SDG Target	Strategic Outcome	Country Activity Description	Needs Based Plan	Allocated Contributions	Advance and Allocation	Allocated Resources	Expenditures	Balance of Resources
2.2	Vulnerable populations in prioritized rural and urban areas have stable and adequate access to comprehensive social protection services and programs that increase their level of food and nutrition security by 2027, contributing to the development of human capital in Honduras	Provide nutrition and food assistance to the most vulnerable populations and promote behavior change and capacity strengthening for healthier diets, reduced protection risks, and positive gender role transformation	2,296,859	2,705,292	0	2,705,292	2,132,728	572,564
		Provide nutritious school meals to pre-school and school-age girls and boys, ensuring their access to social protection, and strengthen the role of the school as a hub for addressing children's health, nutrition, and socialization needs	45,879,753	55,137,449	0	55,137,449	32,394,764	22,742,684
Subtotal SDG Target 2.2 End Malnutrition (SDG Target 2.2)			48,176,612	57,842,741	0	57,842,741	34,527,492	23,315,248

This computer generated report is certified by the Chief of Contribution Accounting and Donor Financial Reporting Branch (FINC)

Annual Country Report

Honduras Country Portfolio Budget 2023 (2023-2027)

Cumulative Financial Overview as at 31 December 2023 (Amount in USD)

SDG Target	Strategic Outcome	Country Activity Description	Needs Based Plan	Allocated Contributions	Advance and Allocation	Allocated Resources	Expenditures	Balance of Resources
2.4	Vulnerable populations in prioritized rural and urban areas, including those recently affected by emergencies, build and strengthen their livelihoods, and generate higher, more reliable, and steadier incomes, contributing to better food security and nutrition outcomes and sustainable climate-resilient food systems all year round	Provide food and technical assistance to vulnerable rural populations and support to social protection systems and local actors to build and strengthen the livelihoods of vulnerable rural populations and make their food systems more sustainable, diverse, and resilient to climate change and multi-pronged crises.	16,767,554	12,059,550	0	12,059,550	2,873,904	9,185,645
		Provide food and technical assistance to vulnerable urban populations and support to social protection systems and local actors to promote employment generation schemes and increase the incomes of vulnerable urban populations, contributing to their food security and resilience to external shocks	7,963,778	0	0	0	0	0
Subtotal SDG Target 2.4 Sustainable Food System (SDG Target 2.4)			24,731,333	12,059,550	0	12,059,550	2,873,904	9,185,645

This computer generated report is certified by the Chief of Contribution Accounting and Donor Financial Reporting Branch (FINC)

Annual Country Report

Honduras Country Portfolio Budget 2023 (2023-2027)

Cumulative Financial Overview as at 31 December 2023 (Amount in USD)

SDG Target	Strategic Outcome	Country Activity Description	Needs Based Plan	Allocated Contributions	Advance and Allocation	Allocated Resources	Expenditures	Balance of Resources
17.9	The Government of Honduras further builds and strengthens its national social protection systems and its capacity to design, implement, monitor, and evaluate inclusive, nutrition- and gender-sensitive shock-responsive social protection policies and programmes, boosting people's trust in public institutions by 2027	Strengthen the capacity of social protection systems, policies, and programmes to enhance food and nutrition security, and tackle vulnerability and inequality to boost the human capital of Honduras	968,073	17,909	0	17,909	17,909	0
Subtotal SDG Target 17.9 Capacity Building (SDG Target 17.9)			968,073	17,909	0	17,909	17,909	0
17.16	Key partners in Honduras benefit from efficient services all year round	Provide on-demand cash transfer services to national institutions, organizations, and other humanitarian network partners	771,101	0	0	0	0	0
		Provide on-demand supply chain services to national institutions, organizations, and humanitarian network partners in order to increase their coverage and response capacity	1,552,025	23,880	0	23,880	16,392	7,488
Subtotal SDG Target 17.16 Global Partnership (SDG Target 17.16)			2,323,126	23,880	0	23,880	16,392	7,488
	Non SO Specific	Non Activity Specific	0	158,695	0	158,695	0	158,695
Subtotal SDG Target			0	158,695	0	158,695	0	158,695
Total Direct Operational Cost			103,700,231	75,456,634	0	75,456,634	42,401,868	33,054,766

This computer generated report is certified by the Chief of Contribution Accounting and Donor Financial Reporting Branch (FINC)

Annual Country Report

Honduras Country Portfolio Budget 2023 (2023-2027)

Cumulative Financial Overview as at 31 December 2023 (Amount in USD)

SDG Target	Strategic Outcome	Country Activity Description	Needs Based Plan	Allocated Contributions	Advance and Allocation	Allocated Resources	Expenditures	Balance of Resources
		Direct Support Cost (DSC)	2,977,110	4,372,484	0	4,372,484	2,244,584	2,127,900
		Total Direct Costs	106,677,341	79,829,118	0	79,829,118	44,646,452	35,182,666
		Indirect Support Cost (ISC)	6,778,689	3,723,432		3,723,432	3,723,432	0
		Grand Total	113,456,030	83,552,550	0	83,552,550	48,369,884	35,182,666

This donor financial report is interim



Wanee Piyabongkarn
Chief

Contribution Accounting and Donor Financial Reporting Branch

Columns Definition

Needs Based Plan

Latest approved version of operational needs. WFP's needs-based plans constitute an appeal for resources to implement operations which are designed based on needs assessments undertaken in collaboration with government counterparts and partners

Allocated Contributions

Allocated contributions include confirmed contributions with exchange rate variations, multilateral contributions, miscellaneous income, resource transferred, cost recovery and other financial adjustments (e.g. refinancing). It excludes internal advance and allocation and contributions that are stipulated by donor for use in future years.

Advance and allocation

Internal advanced/allocated resources but not repaid. This includes different types of internal advance (Internal Project Lending or Macro-advance Financing) and allocation (Immediate Response Account)

Allocated Resources

Sum of Allocated Contributions, Advance and Allocation

Expenditures

Cumulative monetary value of goods and services received and recorded within the reporting period

Balance of Resources

Allocated Resources minus Expenditures