



World Food
Programme

SAVING
LIVES

CHANGING
LIVES

Tajikistan

Annual Country Report 2023

Country Strategic Plan
2023 - 2026

Table of contents

Overview	3
Operational context	8
Food assistance to the rescue	11
Programme performance	13
Strategic outcome 01	13
Strategic outcome 02	16
Strategic outcome 03	18
Strategic outcome 04	20
Cross-cutting results	22
Gender equality and women's empowerment	22
Protection and accountability to affected populations	24
Environmental sustainability	26
Nutrition integration	27
Partnerships	28
Financial Overview	30
Data Notes	34
Annex	36
Reporting on beneficiary information in WFP's annual country reports	36
Figures and Indicators	37
Beneficiaries by Sex and Age Group	37
Beneficiaries by Residence Status	37
Beneficiaries by Programme Area	37
Annual Food Transfer (mt)	38
Annual Cash Based Transfer and Commodity Voucher (USD)	38
Strategic Outcome and Output Results	39
Cross-cutting Indicators	58

Overview

Within the framework of its country strategic plan (CSP) 2023 - 2026, WFP focused on supporting livelihoods, improving agricultural production, enhancing health, education and nutrition outcomes, as well as strengthening national institutions and systems. WFP is undertaking a strategic shift from direct implementation to enabling and strengthening the capacities of national and sub-national institutions to address food security and nutrition priorities. WFP's activities support the achievement of Sustainable Development Goal 2 (Zero Hunger) and 17 (Partnerships for the Goals). The CSP is aligned with the United Nations Sustainable Development Cooperation Framework for Tajikistan for 2023-2026 and the government's national development strategy through 2030 - the overarching framework for meeting the Sustainable Development Goals.

With financial support from the Green Climate Fund, WFP and the Government of Tajikistan are rolling out an initiative to promote climate resilience in the most vulnerable districts by increasing communities' knowledge and awareness, enhancing the government's technical capacities, and supporting diversified, climate-resilient livelihoods. Additional funding also contributed a significant scale up in cash-based transfers through food assistance for assets. Asset creation activities were implemented in 16 districts affected by climate change, disaster risks and hunger, as determined by the integrated context analysis and the 2023 Integrated Food Security Phase Classification (IPC). In addition, using digital means for capacity strengthening of young farmers through trainings, business literacy and market linkages has attracted the interest of new donors and expanded the scope for nutrition-sensitive value chains.

WFP's school feeding programme remains its largest operational component in Tajikistan, having supported around 552,800 primary schoolchildren in 1,860 schools in 53 districts and towns across the country. WFP provided technical support to elevate school feeding as a government priority. To enhance the school feeding initiative, a cash-based model known as the Funds Transfer Pilot (FTP) was introduced. The FTP allows for the decentralized procurement of food from local traders, which is used to prepare hot meals at the schools. Local procurement also boosts the local economy. As part of this model, the Government allocated funds to 43 schools that were previously supported by WFP as a first step towards establishing a national school feeding programme. WFP is assisting an additional 17 schools within this project.

WFP is conducting advocacy and capacity strengthening actions to support the design and implementation of a government-run school feeding model. WFP further reinforced efforts toward national ownership of the programme through constant technical support in developing the legislative and regulatory framework with functional mechanisms to increase the ownership and institutionalization of the school feeding programme.

In January 2023, with financial support from the Russian Federation through WFP, the government established a National School Feeding Unit (NSFU) within the Ministry of Education and Science to manage school feeding in the country. The NSFU is responsible for training regional and sub-national Inter-Ministerial Coordination Council (IMCC) personnel and monitoring the FTP in 43 schools and advising the Ministry of Education and Science on whether the model is appropriate to be scaled up. WFP provides technical support to the ministry to run the National School Feeding Unit.

WFP implemented activities for the treatment and prevention of moderate acute malnutrition (MAM) in five districts of Khatlon and Sughd regions. The project is mandated to treat children aged 6-59 months who suffer from MAM by providing specialized nutritious food (SNF) in five target districts: Jaloliddini Balkhi, Dusti, Kulob, and Shahritus districts of Khatlon Region and Ayni District of Sughd Region, reaching 5,202 beneficiaries in over 267 primary healthcare centres (1). In addition to providing SNF, primary healthcare staff counsel beneficiaries' parents and guardians on proper infant and young child feeding practices. Furthermore, as a preventive aspect of the programme, WFP carried out social and behaviour change communication to promote healthy nutrition behaviour among the population.

WFP also responded to the food insecurity situation by providing food assistance to 205,464 people in 42 vulnerable districts from June-December 2023 to meet their urgent basic food needs. WFP supported the work of national platforms and inter-agency efforts on emergency preparedness and disaster risk reduction in coordination with the Committee of Emergency Situations and Civil Defense under the Government and enhanced the response capacity of REACT. WFP works towards strengthening the social protection system by enhancing infrastructure and strengthening the capacity of stakeholders, paving the way for the subsequent nationalization of the school feeding programme. Furthermore, WFP continued supporting the Government and private sector in processes and partnerships for better nutrition and food fortification outcomes.

WFP prioritized gender-sensitivity in project design, implementation and monitoring, and collected and analyzed sex and age-disaggregated data. Specifically, as part of its participatory approach, WFP conducted extensive community-level consultations in targeted locations, encouraging women's involvement in project implementing processes and greater gender equality within local community development. WFP made efforts to ensure

all interventions are safe, inclusive and accountable. A protection risk assessment was carried out in preparation of the food assistance component and relevant mitigation measures were taken to address risks. Field level focus group discussions and key informant interviews were conducted with various sex, age and income groups. Results from these exercises enabled WFP and cooperating partners to design selection criteria, ensure assistance is effective and reach the communities most in-need.

747,630

Total beneficiaries in 2023



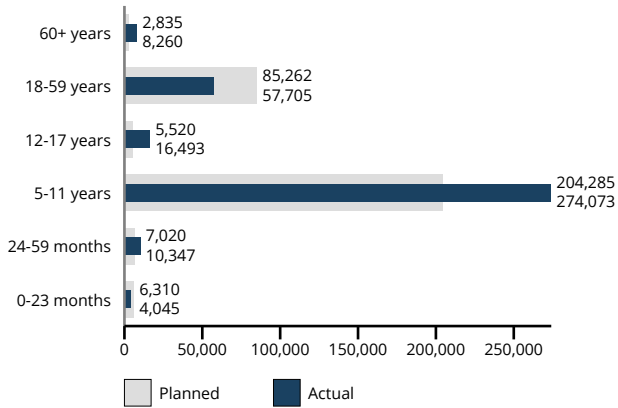
50% female



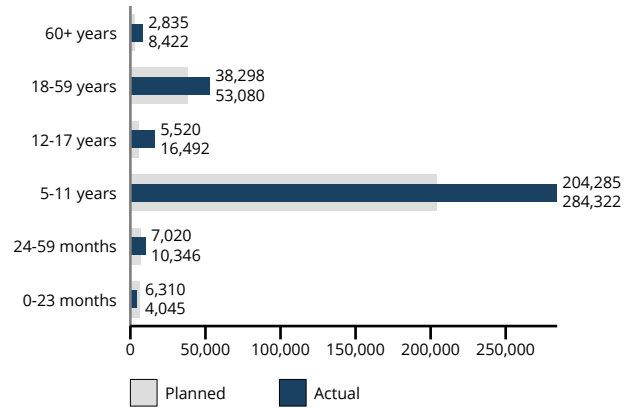
50% male

Beneficiaries by Sex and Age Group

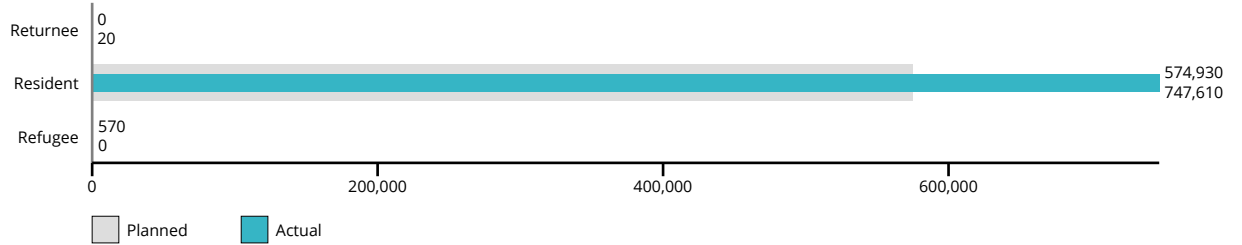
Female



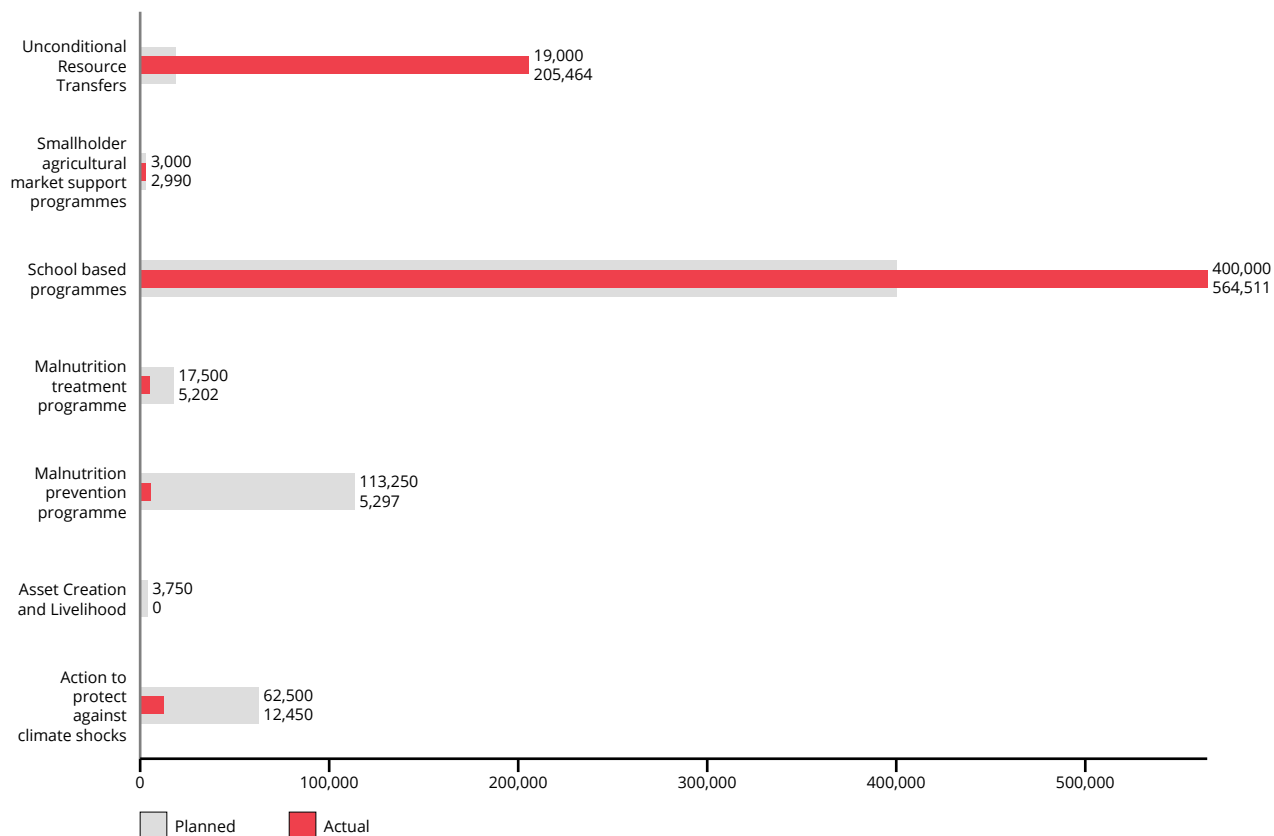
Male



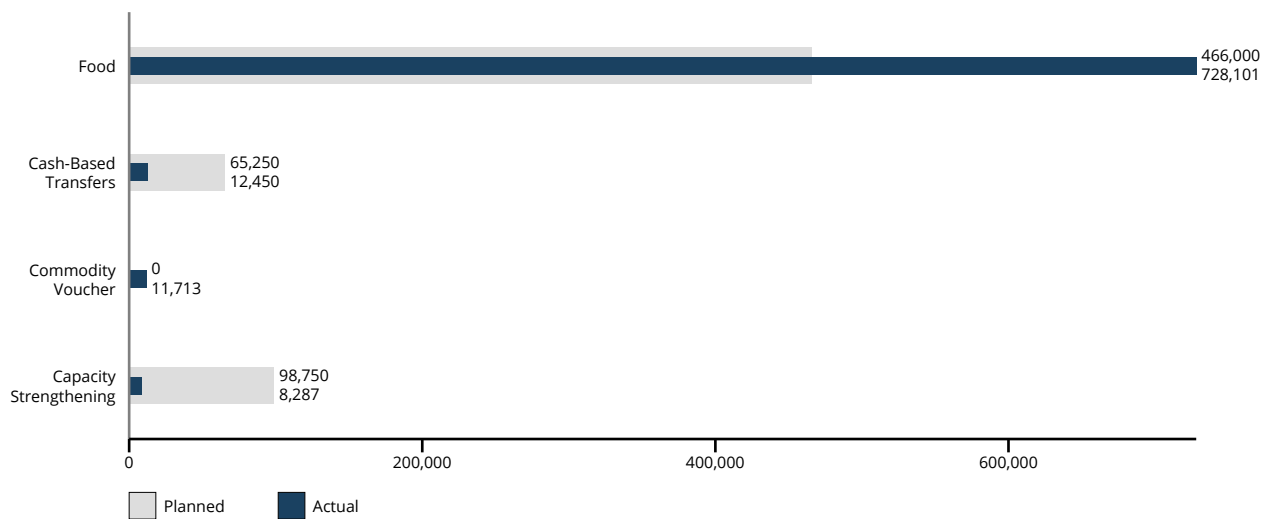
Beneficiaries by Residence Status



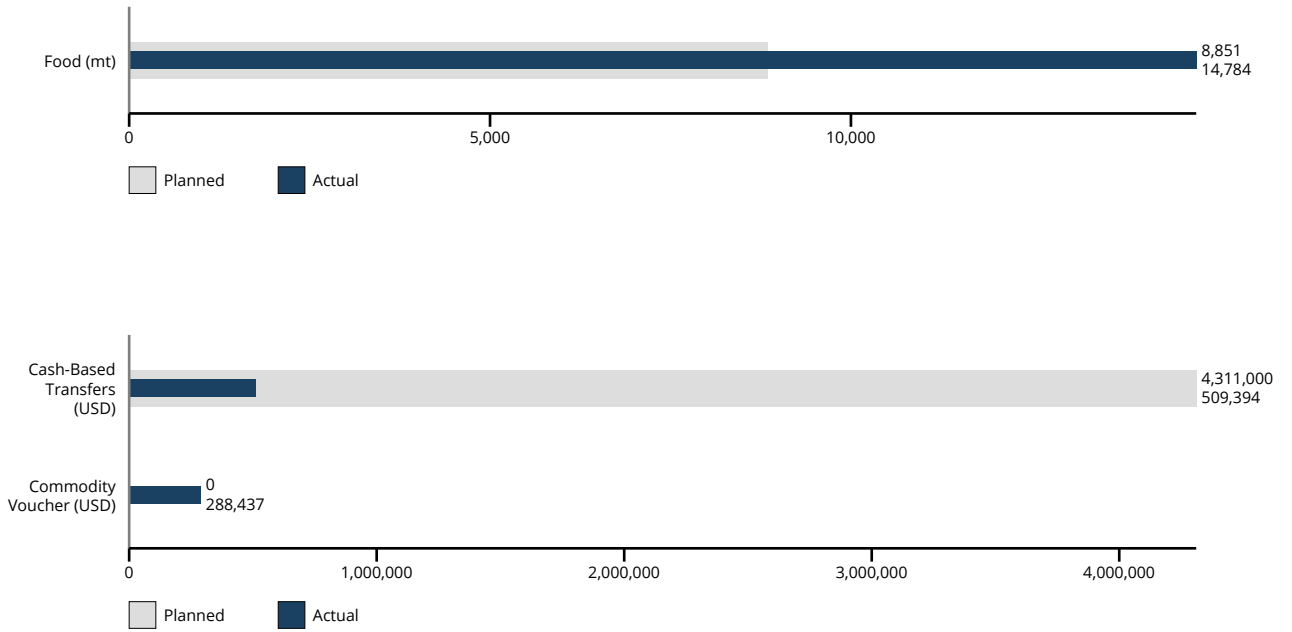
Beneficiaries by Programme Area



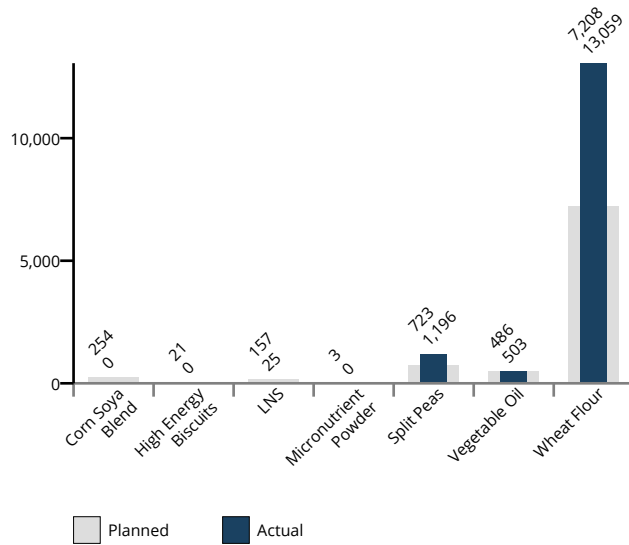
Beneficiaries by Modality



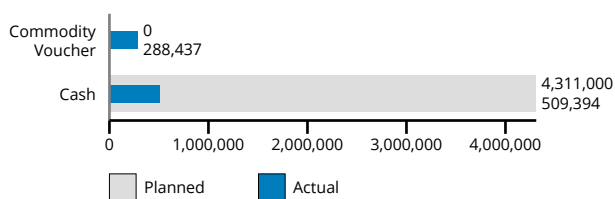
Total Transfers by Modality



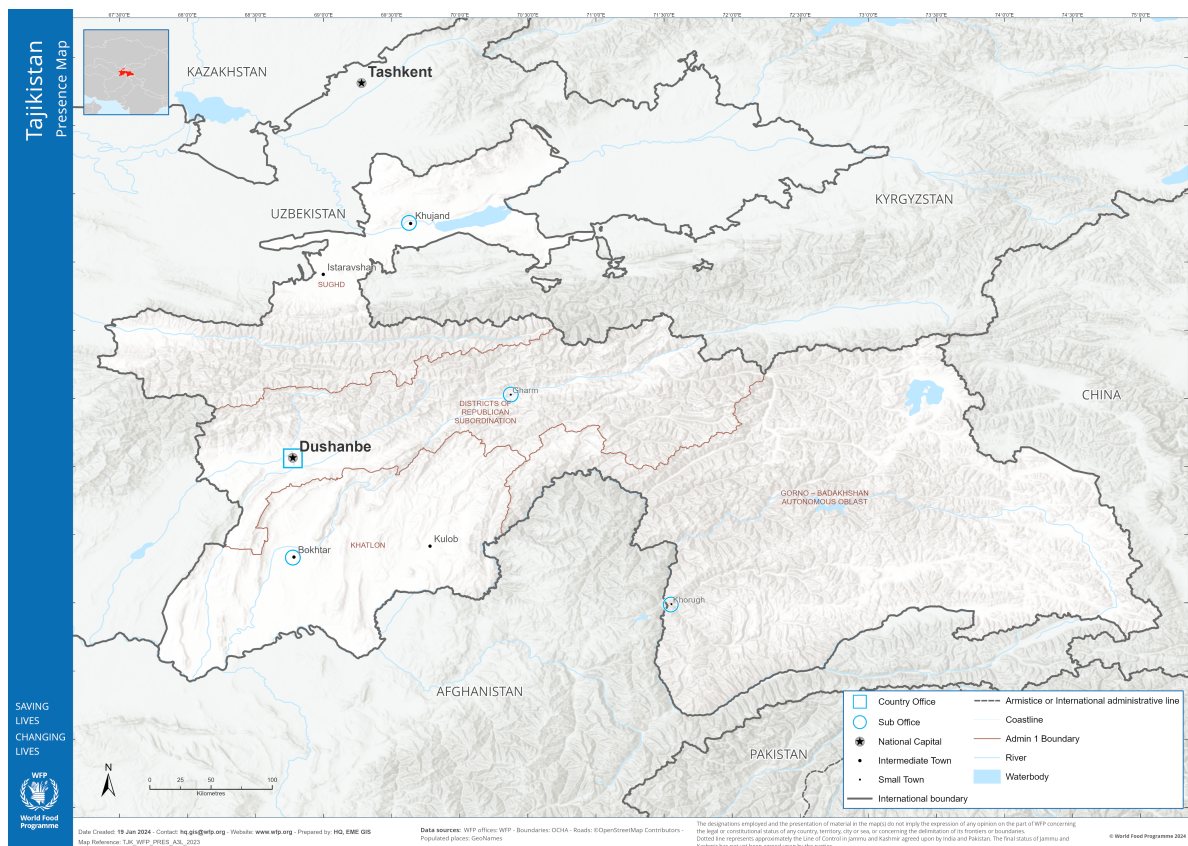
Annual Food Transfer (mt)



Annual Cash Based Transfer and Commodity Voucher (USD)



Operational context



Tajikistan is a landlocked country with a population of 10 million people (1), where 93 percent of the territory is covered by mountains. Tajikistan is facing a challenging food security situation. Malnutrition continues to be widespread. Wasting affects 5.6 percent of children and is more prevalent in urban areas. Micronutrient deficiencies are widespread, with severe deficiencies in vitamin A and moderate deficiencies in iron. Anaemia affects 35.2 percent of women and girls of reproductive age. However, some improvements have been observed. At the national level the prevalence of stunting in children under the age of 5 years decreased from 26.5 percent in 2012 to 13.1 percent in 2022 (2).

Despite regional instability and global inflation, Tajikistan had strong economic growth and record-low inflation. Economic activity was bolstered by remittances and expanded services and industrial production. The crisis in Ukraine is a major concern given its impact on remittances in Tajikistan. In 2021, remittances accounted for 34 percent of GDP in Tajikistan, with 67 percent originating from Russia. By March 2022, the share declined to 23 percent (3). Over 80 percent of households that receive remittances reported that they spend them mainly on food and other basic necessities (4). Tajikistan's prudent monetary policy and appreciation of exchange rate have enabled the country to attain the lowest inflation rate in the region. By the end of 2022, consumer price inflation had dropped to a mere 4.2 percent, and this trend continued well into the first half of 2023. International reserves sharply increased and now cover more than nine months of imports. (5)

Tajikistan is the most vulnerable country to climate change in central Asia due to its high sensitivity, low adaptability and a limited capacity for disaster preparedness and risk reduction (6).

The Government of Tajikistan has prioritized improving food security and nutrition in the National Development Strategy 2030. Within its country strategic plan (CSP) 2023 - 2026, WFP focused on strengthening the government's capacity to improve food security and achieve Sustainable Development Goals 2 (Zero Hunger) and 17 (Partnerships for the Goals). An independent evaluation of the CSP 2019 - 2022 found WFP to be a reliable and effective partner for the government, helping meet national priorities. The findings on achieved results and lessons learned contributed to the design of the new CSP.

Operations

WFP's main activities to improve access to food and reduce malnutrition included the school feeding programme, which is aimed at building sustainable food and nutrition-based social safety nets by providing daily nutritious meals to schoolchildren in rural areas, and activities for treatment of moderate acute malnutrition, aimed at implementing integrated management guidelines by the Ministry of Health and Social Protection of the Population of Tajikistan, including knowledge transfer on supply chain management, mainly at primary healthcare centres. WFP implemented projects geographically and programmatically linked with its school feeding and nutrition interventions, including constructing greenhouses and introducing income-generating activities to further improve the school feeding process. Additionally, building drinking and irrigation water supply systems improved livelihoods and sanitation for vulnerable communities in neighbouring areas. WFP provided policy advice, training and technical assistance to government partners on management of the national school feeding programme, emergency preparedness and disaster risk reduction.

Based on a household survey carried out in August 2023, 16 percent of households (1.56 million people) are estimated to face acute food insecurity, of which nearly 50,000 are severely acute food insecure. However, acute food insecurity varies among regions across the country (7). WFP responded by distributing more than 8,226 mt of food commodities in unconditional assistance to more than 205,464 vulnerable people in 42 districts as part of the emergency programme financed by USAID in response to rising food insecurity.

WFP, together with FAO, conducted a crop and food security assessment mission (CFSAM). The assessment revealed significant improvements in emergency livelihood coping strategies among households. Compared to the same period in 2022, the proportion of households employing emergency measures decreased from 21 percent to just 9 percent. However, the use of livelihood crisis coping strategies persisted, with 82 percent of households relying on measures such as reducing health or education expenses, spending savings, or borrowing money. By August, nearly half the population allocated over 65 percent of their monthly budget to food expenses, limiting their capacity to cover non-food essential needs. Despite these challenges, families opted for less severe coping strategies compared to the previous year.

WFP is monitoring the household-level food security and market situation, as well as mobilizing funds in support of food-insecure families. Throughout 2023, 1,860 schools, 254 primary healthcare centers, 159 food distribution points, and 88 resilience projects were covered through process monitoring.

As the introduction of general food assistance represents a significant operational scale-up in Tajikistan, WFP carried out a protection risk analysis to identify key protection risks and related mitigation measures. WFP adopted disability inclusion as an inter-sectoral approach, ensuring meaningful participation and engagement with persons with disabilities and their representatives, scaling up their participation in transformative initiatives.

WFP Tajikistan continued its logistics support to humanitarian response in Afghanistan. WFP secured authorization from the Government of Tajikistan to use all major border crossing points with Afghanistan, which facilitated the customs clearance of transit goods. In 2023, 42,126 mt of food commodities were delivered to Afghanistan through Tajikistan.

Risk management

Market fluctuations as a result of the global food crisis, cross-border conflict, and budget shortfalls presented key operational and financial risks to WFP operations in Tajikistan. Regular monitoring of programmes was conducted to ensure that risk prevention and timely mitigation measures were undertaken. WFP conducted regular reviews to identify strategic and operational risks in the country through its risk register, with regular tracking of mitigation actions and the development of flexible contingency plans to respond to different contexts.

The country office appointed protection from sexual exploitation and abuse (PSEA) focal points. WFP co-chairs (with UNICEF) the UNCT PSEA group at the country level. A series of group discussions and key informant interviews were held with representatives of targeted communities across the country. Takeaways from protection risk analysis were then shared with the emergency response and preparedness team and cooperating partners for consideration in decision making. Each WFP distribution point had help-desks where community members expressed gratitude and shared concerns around food assistance. WFP stores all beneficiary concerns and related data in line with its data protection framework for necessary follow up.

To manage key identified risks, WFP embedded robust mitigation measures at all levels of planning, including the integration of shock responsiveness in strategies, and respective implementation plans while also monitoring changes in the operating environment. To ensure effective response to risks, WFP continued to strengthen partnerships with the Government, private sector, civil society, and other humanitarian and development agencies. WFP increased its monitoring of the evolving market situation and household food security levels to ensure timely interventions to

respond to emerging needs.

Lessons learned

According to various assessments, extreme weather events related to climate change and vulnerability have been increasing both in number and magnitude for the last two decades. Projected climate variability and extreme events, such as floods, droughts and mudslides, threaten food security, water security, energy security, human health, and the achievement of development goals.

WFP's responsiveness to the needs of the most vulnerable population groups was broadly appropriate, however, more attention needs to be given to consultations with affected populations. WFP's strength and added value remain in the direct implementation of activities of which school feeding has promising sustainability prospects. WFP needs to continue monitoring projects and showcase the impact of its interventions. Additional resources are needed to expand coverage of high-impact nutrition interventions, and there is a need to diversify donors for its CSP.

Food assistance to the rescue



© WFP/Guljahon Hamroboyzoda

Boghdagul prepares bread by using WFP provided fortified wheat flour and vegetable oil

In the heart of Tajikistan's Khatlon region, Boghdagul Alanazarova lives with her son, his family, and her daughter who has a disability. Having endured prolonged struggles to make ends meet, Boghdagul and her family are among many being supported by the World Food Programme in the Vose district. Through the Tajikistan food security and social safety net activity, their family receives vital supplies like fortified wheat flour, vegetable oil and yellow pea.

Twenty-five years ago, Boghdagul's husband abandoned her and their three children, two of whom have physical disabilities. Despite having no education or stable means of income, Boghdagul was a pillar of support for her family. When she struggled to cope on her own, her eldest son went to Russia as a teenager, becoming the family's main breadwinner. He has since supported them and now his wife and children as well from afar, ensuring they have what they need to survive. While this brought the family temporary relief, it came at a cost. His health deteriorated, leading to financial strain and food scarcity for the family. "While working in Russia, he began to experience severe back pains, which significantly hindered his ability to work effectively. The combination of his health issues and the broader economic difficulties led to financial problems and acute shortages of food for our family," Boghdagul recalls.

WFP's temporary food assistance arrived as a crucial support system, easing the immediate burden of hunger and enabling her son to seek medical attention for his back pains. "This support didn't just feed us; it helped my son get the necessary treatment," Boghdagul explains.

Earlier, the family had to make painful sacrifices, cutting back on essentials like clothes and medicine for their daughter and grandchildren to afford basic food items. The arrival of WFP's assistance changed that, allowing Boghdagul to reallocate some money towards her family's health and well-being. "Now, I can buy clothes and medicine for my daughter and grandchildren. The high-quality, fortified wheat flour and yellow peas from WFP not only nourish us but have also enabled us to save for necessary treatment and clothing," she notes.

She also creatively maximizes the impact of the assistance she receives: "The wheat flour from WFP is fortified and of high quality. I mix it with ordinary wheat flour and prepare the dough to make it more cost-effective. From the split peas, I prepare pea pies, which are my grandchild's favorite." Despite the absence of meat, fruits, and vegetables in their diet, the provided food staples have become a crucial source of nourishment and comfort for her family.

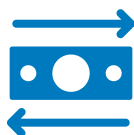
A testament to the power of support in times of need, Boghdagul reflects, "This assistance has been our lifeline, allowing my son to recover and continue supporting us".

Programme performance

Strategic outcome 01: By 2026, food-insecure and vulnerable populations in urban and rural areas have strengthened livelihoods, resilience and adaptive capacities through improved climate-resilient and nutrition-sensitive agri-food value chains.



504 household and 44 community assets were created



15,775 people were provided **cash assistance**



2 strategically positioned **bridges** were **constructed**

WFP aims to strengthen livelihoods, resilience and the adaptive capacities of food-insecure and vulnerable populations by improving climate-resilient and nutrition-sensitive agri-food value chains. One priority activity is the creation, under the food-assistance for asset schemes, green, productive, protective and resilient community assets, whereby food-insecure households are provided cash assistance as an incentive for their work in creating assets. In the long term, these assets increase vulnerable communities' access to adaptive resources, enabling them to manage future climate and related shocks. WFP also provides capacity-strengthening training for male and female farmers to increase their knowledge and competence to diversify their livelihoods and increase their income sources. WFP supports strengthening national capacities for improving the climate-information system, weather forecasts and early-warning and agro-advisories to smallholder farmers.

Strategic outcome 1 was fully funded against the 2023 implementation plan and is on course to become the largest component of WFP's operations across the lifespan of the existing CSP. WFP's comprehensive package of climate adaptation and resilience-building activities supported beneficiaries through four interventions:

Strengthening climate resilience of vulnerable and food-insecure communities through livelihood diversification in mountainous regions;

Tajikistan food social safety nets assistance (TFSSNA) project;

Resilience building in Yaghnob Valley; and

Home-grown school feeding

The multi-year funding from the Green Climate Fund has been the backbone in carrying out WFP's climate change adaptation interventions. Food assistance-for-asset activities were significantly increased with the addition of new funding. Furthermore, the concept of digital capacity-strengthening of young farmers has attracted the interest of donors, expanding the scope for developing nutrition-sensitive value chains. Amid a rapid expansion of food assistance-for-asset activities, WFP faced some delays in implementing planned activities such as rehabilitation of drinking water supply, irrigation channels and agro-forestry, particularly in the new projects. Thus, the actual expenditures (67 percent of WFP's implementation plan for the year) remained moderate.

Outputs and Outcomes

Compared to 2022, the amount of resources transferred as conditional cash under food assistance for assets schemes increased nearly four times from USD 97,453 to USD 509,394 in 2023. Likewise, WFP assisted more than double the number of beneficiaries (12,450) with conditional cash assistance in 2023 compared to 2022 (5,250 beneficiaries), which is largely due to an increase of asset-creation activities under WFP's climate-change adaptation project.

Asset creation activities were implemented in 16 districts highly affected by climate change and disaster risks. These districts were identified by taking into account the impact of climate change on food insecurity, assessed through integrated context analysis (ICA). Five of the districts were selected based on Integrated Food Security Phase Classification (IPC) data from districts with the highest number of population under phase 2. WFP created 504 household assets such as greenhouses, solar cookers, fruit dryers, storage structures, orchards, agro-forestry, and 44 community level assets such as drinking water supply systems, irrigation canals, solar-water pumps, river-bank

protection, community storage and agroforestry. Village assessments and household verification was conducted in all districts to identify the most vulnerable villages and beneficiaries. WFP conducted spot checks to ensure beneficiaries were targeted correctly.

For implementing the participatory integrated climate services for agriculture (PICSA), WFP trained 112 trainers to equip local extension workers with the skills to orient smallholder farmers on climate change adaptation. In addition, 2,990 farmers were trained through 143 PICSA workshops at community level. The implementation of the PICSA approach increased the knowledge, skill and capacity of farmers for applying informed adaptation decisions in agriculture and skills of extension agents for supporting smallholder adaptation.

WFP collaborated with the Agency of Hydrometeorology of Tajikistan to build the capacity of 20 specialists for managing and analyzing historical climate data and development of timely, accurate, and location-specific climate and weather information and early warnings. WFP supported long-term weather forecasts, CLIWARE and R-Instat trainings and installed systems and equipment based on needs. WFP's capacity strengthening activities for the Agency improved the functionality and accuracy of weekly and monthly weather forecasts. The agency increased its capacity to analyze and produce easy-to-understand climate-information for end users. Additionally, the accessibility of forecasts expanded through the development of a mobile application with WFP's assistance.

As an integral part of smallholder market linkages, WFP piloted home-grown school feeding (HGFS) in six schools to link smallholder farmers in proximity to the schools to sustain the demand for food commodities for school meals. Similarly, WFP constructed two strategically positioned bridges, which now stand as integral components facilitating vital rural connectivity, creating market access for 82 households across 14 villages in the Yagnob Valley.

Beneficiaries of conditional cash-based transfers had increased economic capacity to meet their essential needs. The new household and community assets supported increased production, reduced disaster risks and improved resilience of nearly 10,000 vulnerable families. Outcome monitoring in the food assistance-for-assets locations found that 83.2 percent of beneficiaries were able to increase or diversify their production in agriculture and livestock due to the assets created. Likewise, 83.3 percent of beneficiaries had better protection from climate-related risks such as floods, droughts, landslides, and mudslides. While the food consumption score at food assistance-for-assets locations was at an acceptable level for 96.6 percent of households, almost half of those who had acceptable food consumption scores had employed some coping mechanism, such as consuming less-preferred foods or reducing portion sizes.

The greenhouses established by WFP increased production of high-quality and nutrition-dense vegetables by 26.4 mt. Beneficiaries started using solar-fruit dryers to dry 14.4 mt of fresh fruits and vegetables for storing food for the lean period. The distributed solar cookers saved an estimated 37.6 mt of firewood and dung and 3.7 mt of liquefied petroleum gas. The assets generated economic benefits of more than USD 40,000.

Partnerships

WFP collaborates with the Committee for Environmental Protection under the Government, the Agency of Forestry, Agency of Land Reclamation and Irrigation, Ministry of Agriculture of Tajikistan, Committee of Emergency Situations and Civil Defense and Agency of Hydrometeorology. Asset building activities under this strategic outcome were implemented in collaboration with local authorities. In support of capacity development, WFP facilitated partnerships between the Agency of Hydrometeorology and the Russian Hydromet Agency and collaborated with the University of Reading in implementing PICSA. With UN Women, WFP implemented entrepreneurship development trainings for about 180 women farmers.

WFP participated in the development of the minimum expenditure basket (MEB), which was led by the Inter-Agency Cash Working Group (CWG) Tajikistan. The food basket component was calculated in coordination with the Food Security and Nutrition DCC working group and based on the recommended rights-based approach in-line with Sphere Standards for achieving a minimum of 2,100 kcal per person per day. The ratio of food quantity against the food consumption score indicators showed that the main staples (wheat flour, rice and potatoes) constitute about 38 percent of the food basket, 25 percent vegetables, 14 percent milk and milk products, 9 percent fruits, 4 percent oil/butter/animal fats, 3 percent pulse/beans/nuts, 3 percent meat/poultry/eggs, 3 percent sugar/honey and 1 percent others (salt and tea). From this exercise, the food MEB was calculated as TJS 1,655 (USD 151).

Lessons Learnt

One key lesson emerging from a review of food assistance for assets was that compared to household assets, community-based assets have greater sustainability, replicability, and impact, particularly when it comes to adaptation to climate change. In addition, it was also clear that the climate finance project should retain enough flexibility in the selection of interventions to address the changing priorities of the national/local governments. The need for greater coordination with other climate finance projects and bigger climate change adaptation projects in the country were also realized. Likewise, the need for providing integrated support to beneficiaries, including a package of asset building and capacity building trainings, was highlighted. Based on the recommendations, future resilience building activities will integrate capacity development trainings, strengthen producer groups, and expand market linkages of smallholder

farmers according to the needs of vulnerable households along with prioritization of community-based asset creation. These learnings will be invaluable in designing climate change adaptation projects that could attract future climate finance.

Using WFP's SCOPE solution has helped the country office to maintain transparency and increase accountability. Additionally, by providing dedicated support to cooperating partners in the use of SCOPE, it has been possible to improve the efficiency of cash delivery to beneficiaries.

Gender and Age Marker (GAM)

To ensure women fully participated in tailored activities, all possible tools and community engagement mechanisms were used, which have made women's attendance and participation convenient, raised their ownership over assets and the decision-making process, resulting in a GAM score of 4.

WFP GENDER AND AGE MARKER

CSP ACTIVITY	GAM MONITORING CODE
<p>Carry out climate adaptation, asset creation, market access support and livelihoods building activities through nutrition-sensitive and ecological approaches aimed at fostering resilience to shocks and stressors and increasing smallholder farmer production and income.</p>	<p>4 - Fully integrates gender and age</p>

Strategic outcome 02: By 2026, rural and urban populations in targeted areas have improved food security and nutrition for inclusive human development.



552,800 primary grade schoolchildren benefitted from the **school feeding programme**



6,500 mt of **mixed food commodities** were provided to schools



5,202 children aged 6-59 months received **malnutrition treatment**

WFP continued to implement school feeding and nutrition programmes along with social and behaviour change communication interventions aimed at improving nutrition and education outcomes.

School Feeding Programme (SFP)

WFP continued its efforts to support primary schoolchildren aged 6-11 years in food-insecure rural and urban regions by providing them with daily hot meals. The hot meals were provided in Khatlon and Sughd regions, GBAO and the districts of the Republican Subordination. This initiative benefitted 552,800 schoolchildren (49 percent female and 51 percent male). In general, 6,500 mt of mixed commodities were provided to schools, consisting of fortified wheat flour, vegetable oil and pulses. Due to a funding shortage, 80 percent of the year's 164 school days were supported. Parents and local community members contributed by supplying local food commodities such as fresh vegetables, fruits, and grains to the schools. Furthermore, the Government demonstrated its strong commitment by signing national commitments for school meals, solidifying its engagement as an integral part of the School Meals Coalition (SMC) declaration. Recognizing its role as a dedicated SMC member, Tajikistan established comprehensive goals for the development and endorsement of a transition plan. This plan seeks to shift from WFP's school feeding activities, currently supported by development partners, to a sustainable National School Feeding Programme funded by the Government. These goals align with the capacity-strengthening endeavors that WFP has planned based on the 2022 SABER exercise.

As a first step towards a national school feeding programme the government allocated funds to schools that were previously supported by WFP. The proposed cash-based model, also known the Fund Transfer Project (FTP), is based on decentralized procurement of food from local traders for the preparation of hot meals in schools. Under FTP, the Government supports 43 schools, whereas WFP targets 17 additional schools.

Moderate acute malnutrition (MAM) treatment

The geographic scope of the prevention and treatment of the MAM treatment programme remained consistent in 2023, with ongoing implementation in the designated five districts: Jaloliddini Balkhi, Dusti, Kulob and Shahritus of Khatlon region, as well as Ayni district of Sughd region. Over the course of the year, there was a positive trend in the diminishing rates of wasting, which indicated the programme's continuous impact. The programme successfully reached 5,202 children aged 6-59 months (47 percent male and 53 percent female), delivering over 25 mt of specialized nutritious foods (SNF), representing a notable 23 percent reduction in beneficiaries compared to 2022. As such, the number of parents/guardians counselled on proper child feeding practices has also fallen by 15 percent. The diminishing number of MAM cases suggests a progressive enhancement in the overall nutritional situation within the targeted districts.

All indicators related to the treatment of MAM exceeded the benchmarks set by SPHERE standards, indicating an enhancement from the initial measurements and confirming the effective implementation of WFP's MAM treatment programme. The recovery rate continues to surpass 99 percent; however, there has been a marginal 0.2 percent rise in the default rate within the specified districts of Khatlon region compared to 2022. Mortality and non-response rates were registered at zero across all target districts. A notable increase of 18 percentage points was documented in the rates of minimum acceptable diet (MAD) compared to 2022, indicating a comprehensive enhancement in child-feeding practices within the targeted population. Furthermore, a sustained high rate of dietary diversity among women, was observed. The effective implementation of the national Integrated Management of Acute Malnutrition (IMAM) protocol through the treatment of MAM programme resulted in full recovery in more than 99 percent of admitted children aged 6-59 months.

Social and behaviour change communication (SBCC)

A noteworthy accomplishment for WFP's social and behaviour change communication (SBCC) intervention was the finalization of formative research, designed to influence strategy development. Furthermore, WFP carried out SBCC interventions using national media outlets to encourage practices related to healthy food consumption, dietary diversity, and hygiene. Monitoring revealed the effectiveness of these endeavours, reaching over 1 million people across the country. Lastly, over 300 pregnant and breastfeeding women and girls and other community members participated in theatrical performances dedicated to World Breastfeeding Week.

In an ongoing collaboration with the Government, WFP sustained its efforts in implementing school feeding, nutrition and SBCC programmes. In particular, agreements with regional health and social protection departments of Khatlon and Sughd regions were renewed, signifying the extension of the MAM treatment programme for another year. As part of this collaboration, over 500 primary healthcare personnel were trained. WFP worked with the Ministry of Health and Social Protection of the Population to formulate the SBCC media intervention methodology and to conduct formative research.

Strategic outcome 2 was primarily funded by the Russian Federation and multilateral donors, comprising 35 percent of the needs-based plan for 2023. WFP continued maintaining the strategy of providing meals four times per week, with the remaining day covered by assistance from local government entities and the parent and teacher associations (PTA).

For nutrition-specific activities, challenges were encountered in securing long-term funding that would allow for sustainable programme expansion. The annual needs of the activity were funded partially by the Japan Association for WFP and partially by WFP multilateral funds; however, further prospects remain dependent on scoping for new funding opportunities.

Lessons Learned

Malnutrition remains a major health concern, as the country continues to experience high rates of stunting, wasting, and micronutrient deficiencies. Some parts of the country show a high prevalence of food insecurity, leading to poor dietary diversity and feeding practices, as well as a high cost for nutritional diets - key factors underlying the triple burden of malnutrition.

Originally designed as a temporary measure to address the lack of resources, the PTA and local government entities stepped in to provide funding for additional nutritious food, thereby improving the quality of school meals. WFP acknowledged that involving the community is of much benefit to the programme's long-term viability, thus, specific activities are planned to further enhance the PTA's involvement.

Considering the progressive reduction of MAM cases observed among children in targeted districts over the recent years and enhancement in overall feeding practices, WFP intends to broaden the geographic scope of the MAM treatment programme concurrently with the SBCC interventions. Furthermore, nutrition integration will be a key area of emphasis in the upcoming year aimed at achieving a more comprehensive approach and fostering enhanced collaboration with other programme activities.

Gender and age marker (GAM)

Age and gender were fully integrated in the activities under strategic outcome 2, as reflected by the GAM score of 4. In particular, these components received special attention through SBCC interventions, which have continued to increase inclusion and provide support for improving the gender norms in the country.

WFP GENDER AND AGE MARKER

CSP ACTIVITY	GAM MONITORING CODE
Provide nutritionally-balanced school meals to targeted schoolchildren.	4 - Fully integrates gender and age
: Treat moderate acute malnutrition (MAM) in children aged 6–59 months and strengthen local capacity to manage nutrition programmes.	4 - Fully integrates gender and age
Provide social behaviour change communication interventions with targeted groups to improve dietary diversity and prevent malnutrition.	4 - Fully integrates gender and age

Strategic outcome 03: By 2026, crisis-affected and nutritionally vulnerable populations are better able to meet urgent food needs, and national systems and subnational capacity to address cumulative impacts of disasters and crises are strengthened, enabling affected communities to build back better.



205,464 people were covered under **general food assistance** in **42** districts and towns



Food assistance was also provided to **13,409 people** affected by floods

Within an overall favourable situation at the national level, according to CFSAM 2023, about 1.56 million people faced acute food insecurity, nearly 50,000 of them were severely food insecure. This represents an improvement compared to the same period last year, with a reduction in acute food insecurity from 20 percent to 16 percent, and a stabilization in the situation since early 2023. Pockets of acute food insecurity were heterogeneously distributed across the country, with the highest prevalence and number of food insecure in Khatlon Region. WFP continued to support the Committee of Emergency Situations and Civil Defense and enhanced the response capacity of the Rapid Emergency Assessment and Coordination Team (REACT).

Strategic outcome 3 was expanded significantly with generous funding from USAID's Bureau for Humanitarian Assistance (BHA). WFP exceeded its target against the needs-based plan for activity 5 and mobilized USD 6.3 million. However, limited resources were available to invest in preparedness and capacity strengthening interventions, including new areas of the comprehensive disaster risk management programme.

In response to the food insecurity situation, WFP provided food assistance to 205,464 people in 42 vulnerable districts and towns from June-December 2023 as part of the emergency response programme. Each household received 225 kg of wheat flour, 7 kg of vegetable oil and 20 kg of pulses. This totals 50 percent of caloric requirements for a household of five for one month. This was the first large-scale emergency response programme implemented in the country in over 20 years. WFP developed targeting procedures and trained over 60 staff from the Red Crescent Society of Tajikistan (RCST), including district and regional coordinators, on conducting village vulnerability assessments and household verification surveys, as well as on running a food distribution center. Each district coordinator conducted similar trainings in their respective districts for a minimum of eight people involved in the distribution process. WFP and RCST performed village assessments and household verification in all districts to identify the most vulnerable villages and beneficiaries. Lastly, WFP conducted spot checks to ensure beneficiaries were correctly targeted. Previous years' emergency response interventions were limited to localized, extreme weather events and supported affected people as requested by the Committee of Emergency Situations and Civil Defense. Under activity 5, the Tajikistan Food Security Safety Net project assisted 205,464 people (36,122 households), which exceeded its original target. This increase is a result of counting actual number of family members assisted during the distributions, while the planning figures considered an average household size of five members. A total of 8,301 mt of food was distributed during three rounds of distributions.

WFP carried out a protection risk analysis to identify key risks and related mitigation measures. The report's outcomes were used by WFP and cooperating partners for better planning of locations, considerations for extra safety for beneficiaries and setting up approachable helpdesks. Highlighted potential risks from the report were reviewed during the implementation period to inform the creation of a safe and inclusive food distribution activity.

WFP supported the Committee of Emergency Situations and Civil Defence in conducting a meeting of National Platforms for Disaster Risk Reduction (DRR). WFP organized an event that provided an opportunity for strengthening partnerships among government entities. Relevant ministries presented forecasting of dangerous hydro-meteorological processes and ways to prevent them, observations of dangerous exogenous-geological processes in disaster prone areas, achievements of scientific-research on new tools, and methods to reduce risk of natural disasters within the framework of the 2023-2025 action plan. A key outcome of the event was WFP, jointly with the Committee, presented the National Logistics Preparedness Working Group's report as well as the draft 2023 - 2028 work plan, which were reviewed, and endorsed during the meeting. The Government will mobilize resources to start implementation in 2024.

During the month of August, heavy rainfall led to excessive flooding, damaging houses, roads, bridges, schools, and other socio-economic infrastructure in two districts of Dushanbe, Vahdat and Hisor towns, as well as Rudaki, Varzob and Nurobod districts. WFP conducted rapid needs assessment and provided immediate food assistance (wheat flour, vegetable oil and pulses) to 13,409 people affected by floods. WFP was awarded with a certificate of appreciation by the Committee of Emergency Situation and Civil Defense.

Post distribution monitoring for emergency food distribution was conducted and positive results were seen across some indicators. Compared to a 2022 Integrated Food Security Phase Classification (IPC) assessment, WFP-supported households in 2023 reported a higher acceptable food consumption score by the end of the food distribution.

Partnerships

WFP continued to engage with the Committee of Emergency Situations and Civil Defense under the Government to enhance the response capacity of the Rapid Emergency Assessment and Coordination Team (REACT). REACT was established in 2001 by international humanitarian actors, led by the Office for the Coordination of Humanitarian Affairs Office (OCHA) in Tajikistan, to coordinate the international response to disasters. The main goal of REACT is to reduce the impact of disasters. WFP provided equipment such as computers to the Committee of Emergency Situation and Civil Defense and provided a round of training to strengthen information management and data analysis in line with the Platform for Real-time Impact and Situation Monitoring (PRISM). In its capacity as co-chair of the cash working group and logistics preparedness working group, WFP engaged with multiple stakeholders through a joint collaborative approach seeking to enhance coordination, information sharing and the improvement of the system-wide efficiency and effectiveness of related sectoral activities. WFP also responded in a coordinated manner alongside UNICEF in flood-affected areas. For instance, food, non-food items, and hygiene kits were distributed from single distribution points, using the same beneficiary list by both organisations, thus improving efficiency and effectiveness.

Lessons Learned

Community sensitization was key to improving the food distribution process. This included informing listed households two to three days prior to distributions, communicating about their entitlements, date of distribution and other critical information directly through cooperating partners and casual workers - rather than relying only on community leaders. To provide select households with alternatives before distribution, WFP sent mobile text messages to beneficiaries. WFP provided advance distributions to avoid access problems during the winter season, which proved to be a useful strategy to complete timely food distribution. Community feedback mechanisms were implemented through WFP's field offices with plans to take them to scale in 2024.

Gender and age marker (GAM)

Gender and age considerations were well integrated in all aspects of activity 5, as evidenced by GAM code of 4. Protection risk analysis was conducted prior to the implementation of the activity and recommendations were implemented during the targeting and distribution process.

WFP GENDER AND AGE MARKER

CSP ACTIVITY	GAM MONITORING CODE
Provide food assistance, nutrition-focused social behaviour change communication, post-crisis reconstruction and livelihoods building activities to refugees and food insecure populations affected by crises or natural disasters.	4 - Fully integrates gender and age
Provide nutrition-treatment packages for malnourished children 6–59 months, pregnant and lactating women and girls and other nutritionally vulnerable populations and individuals.	N/A
Provide on-demand service provision for governmental institutions, development actors and other partners, including private sector.	N/A

Strategic outcome 04: Government institutions are strengthened in order to accelerate and sustain results contributing to inclusive social protection programmes and strengthened national and subnational food systems by 2026 in Tajikistan.



17 schools benefited from the **Fund Transfer Pilot**



3 nutrition resource centres were established in targeted schools

WFP works with the Government of Tajikistan to strengthen the country's social protection system by enhancing infrastructure and strengthening the capacity of stakeholders, paving the way for the subsequent nationalization of the school feeding programme. Furthermore, WFP continues supporting the Government and the private sector in processes and partnerships for better nutrition and food fortification outcomes.

Strategic outcome 4 continues to be funded by the Russian Federation, who covered most of the activities allowing for sustained implementation. In addition, the newly initiated home-grown school feeding (HGSF) project was funded by private donors under the Japan Association of WFP. In 2023, in comparison with 2022, a funding shortage prevented the establishment of new income generating activities (IGA). Instead, the focus remained on providing technical assistance to schools with existing IGAs.

School Meals

WFP continued its efforts to support the gradual transition of the school feeding programme to national ownership aimed at strengthening the capacity of government institutions in line with the National Strategy for Sustainable Development of School Feeding 2017-2027 by implementing the Fund Transfer Pilot (FTP) initiatives in 17 schools and infrastructure development in 55 schools. As an integral part of this process, WFP initiated the HGSF pilot approach in six schools, which enabled them to receive locally-sourced safe, diverse and nutritious food products.

An overall amount of USD 350,000 transferred to schools as part of the FTP contributed to greater diversification of the school meals leading to better nutrition outcomes for over 11,700 schoolchildren. Being adopted by the government, the FTP has successfully continued in 43 schools across the country. The transition from in-kind transfers to FTP produced positive outcomes allowing schools to have more flexibility in diversifying their meal options. Therefore, a gradual expansion of this model is planned for 2024, contingent upon funding and lessons learnt.

Within the framework of WFP's school kitchens/canteens rehabilitation, over 22,000 primary schoolchildren in 55 schools benefited by having access to better food preparation and storage standards. Furthermore, an in-depth assessment of the income generating activities (IGA) was conducted, generating valuable lessons to inform the design of future project phases. Funds for the next phase have been secured, and implementation is set to commence in early 2024.

Nutrition

In pursuit of nutrition integration objectives, WFP established three nutrition resource centres within targeted schools across three districts. The primary purpose of these centres is to function as pivotal platforms for the enhancement of nutrition education among schoolchildren, their parents, and school staff. Periodic sessions will be conducted for women and girls of reproductive age and pregnant and breastfeeding women and girls to foster good nutrition behaviours. As part of this pilot, WFP developed learning modules on nutrition education, which will guide the operation of the centres in 2024.

Food Fortification

WFP carried out initiatives related to implementing the national food fortification law. In partnership with the Ministry of Health and Social Protection of the Population, training of trainers on food fortification was organized with the involvement of specialists from the Government and the private sector. As a result, a road-map was developed to guide the overall process and further support the fortification roll-out. Together with the World Bank and WFP Philippines, an exchange visit to the Philippines was organized for government officials to study the regulatory framework around food fortification, including the establishment of a revolving fund for PREMIXes. The initiative is intended to support the creation of an analogous revolving fund in Tajikistan.

WFP continued working to advance the national food fortification programme through the establishment of a framework for the cooperation with the Republican Nutrition Centre under the Ministry of Health and Social Protection of the Population, aimed at strengthening the government's capacities. In collaboration with the centre, a standard on PREMIX along with training modules on food fortification was developed. As a result of the productive cooperation, the Agency on State Material Reserves under the Government installed a micro-feeder in one of the state mills aiming to initiate the fortification process.

Partnerships

WFP conducted SFP, nutrition, and fortification activities under the umbrella of the Scale-Up Nutrition (SUN) movement and in collaboration with relevant government entities and development partners. In particular, within the framework of the SFP, activities continued to be carried out in coordination with the education and health ministries. For the fortification initiatives, partnerships were built with the Republican Nutrition Centre of the Ministry of Health and Social Protection of the Population and other government institutions, as well as the World Bank.

Gender and age marker (GAM)

WFP's partners under capacity development activities provided the analyses of various indicators by disaggregated by sex and age. Gender equality was also promoted through capacity-building sessions resulting in a GAM score of 4.

WFP GENDER AND AGE MARKER

CSP ACTIVITY	GAM MONITORING CODE
Strengthen the capacity of government institutions and private sector, including schools, to implement social protection through nationalized school feeding, and nutrition programmes, and local fortification that enhance diets and reduce acute malnutrition and other forms of malnutrition.	4 - Fully integrates gender and age
Provide policy advice and technical assistance to public institutions, academia and private sector stakeholders involved in advocating for and implementing food security and nutrition programmes, including emergency preparedness.	4 - Fully integrates gender and age

Cross-cutting results

Gender equality and women's empowerment

Improved gender equality and women's empowerment among WFP-assisted population

Assessments revealed that about 75 percent of people in Tajikistan live in rural areas and work in the agricultural sector, and 53 percent of the economically active population in the agricultural sector are women. Despite numerous hours of physical agricultural labour, female farmers receive low wages and remain without social protection benefits, such as maternity leave or pension payments. Women have lower education levels, less professional qualifications, and fewer opportunities to access assets - this influences their access to paid economic opportunities, rendering them vulnerable and contributing to an increased feminization of poverty. Women spend 70 percent of their time in unpaid roles, with domestic work and farm-work often considered part of their daily housework 'chores' (1).

WFP measures gender equality in decision making and control over food assistance between women and men at the household level to assess progress toward the empowerment of women. Post-distribution monitoring results under resilience activities using cash-based transfers (CBT) have indicated decisions regarding food assistance within the households are mostly made by women and men together. Specifically, when it comes to decisions about cash assistance, 45.8 percent are joint decisions, 46.1 percent are led by men, and 8.2 percent are led by women. In the context of food assistance, 39.6 percent of decisions are made jointly by women and men, 31.3 percent are led by men, while 29.1 percent are led by women.

WFP's programmes use a competitive tender process to engage grassroots, urban, women-led organizations that are addressing some of the most critical needs of women and girls in urban communities: keeping girls in school, accessing lifesaving resources and creating pathways to economic security. WFP scrutinizes the technical proposals solicited for review through a gender and disability inclusive lens. This ensures that proposals and activities respond to the needs of communities addressing the most vulnerable groups.

UN Partnerships

According to the United Nations common country analysis (CCA), institutional mechanisms for gender equality remain weak and underfunded. Women are faced with pervasive gender stereotypes resulting in low participation in the non-agricultural labour force (27 percent), low secondary and tertiary education enrollment rates (31 percent) and high rates of gender-based violence (26 percent).

Considering that gender equality is at the core of its humanitarian and development work, a UN2UN Partnership was signed between WFP Tajikistan and the Regional office of UN Women in May 2023. The collaboration envisaged strengthening the capacities of WFP beneficiaries, cooperating partners and staff for enhanced inclusive and gender-transformative programming, ensuring the sustainability of interventions, supporting beneficiaries to improve well-being through enhanced economic inclusion, use of local resources to sustain climate change-resistant livelihoods.

About 180 households headed by women (under the Green Climate Fund project) participated in capacity strengthening sessions to improve their knowledge about business fundamentals and techniques, taxation, and market demands. In addition, women enhanced their skills to become more economically resilient, using their financial knowledge to lift their families from poverty.

WFP has been utilizing the SCOPE platform for beneficiary database management and transfer activities since 2021. The Green Climate Fund (GCF) approved the project "Building Climate Resilience of Vulnerable and Food-Insecure Communities through Capacity Strengthening and Livelihood Diversification in Mountainous Regions of Tajikistan," registering approximately 2,000 beneficiaries annually since 2021. Furthermore, with the new 'Tajikistan Food Security Safety Net Activity (TFSSNA) project, the SCOPE system was expanded to target an additional 8,000 beneficiaries. These individuals benefit from conditional cash training and asset creation activities, with potential future expansion to other programmes.

A total of 236 households from five districts received assistance through cash-based transfers (CBT), of which 35 percent were families headed by women. These transfers enabled families to make beneficial decisions such as

purchasing goods from their local markets and/or spending on items necessary for the families' well-being.

WFP's prevention and treatment of moderate acute malnutrition (MAM) programme is implemented in five target districts in Khatlon and Sughd regions. It is important to highlight that gender has been a cross-cutting aspect and an overarching theme of all project activities, as well as reflected in the agreements signed with regional health and social protection of the population departments of the regions.

The school feeding programme is one of the interventions with the strongest evidence of impact related to gender parity, equality and inclusion in education. The programme also helps schools to support children with disabilities and their families. While there is poor data about the specific needs of children with disabilities, the programme provides take-home rations for more effective coverage. The programme ensures that girls and boys in targeted districts will continue to access daily nutritious meals equitably to support their physical and cognitive development.

Nutrition and disability are intimately interrelated through various points of convergence. Between August and September 2023, 263 health workers, representing primary health facilities all across MAM targeted districts, were introduced to the Washington Group of Questionnaires (WGQs) to identify people with disabilities. The questionnaire was introduced as a tool to assess children with potential disabilities and refer them for professional assessments. This tool enables easy, quick and competent identification of possible disabilities among children, especially from 2 to 5 years of age, especially the ones who cannot obtain official registration and are usually opted out of any social programmes. A detailed report on sessions outcomes was developed to provide recommendations and follow-up actions. Based on these recommendations, WFP developed an action plan for 2024 year on disability inclusion.

Protection and accountability to affected populations

Affected populations are able to benefit from WFP programmes in a manner that ensures and promotes their safety, dignity and integrity. Affected populations are able to hold WFP and partners accountable for meeting their hunger needs in a manner that reflects their views and preferences

Based on the household survey carried out in August 2023, 16 percent of households (1.56 million people) are estimated to face acute food insecurity, of which nearly 50,000 are severely food insecure. However, acute food insecurity varies among regions across the country. High prices of key staples such as food, fertilizer and fuel, coupled with reduced incomes, were among the key drivers of food insecurity. The country is also vulnerable to the impacts of climate change, which has exacerbated food security vulnerability and undermined the livelihoods of vulnerable communities.

WFP carried out a protection risk analysis to identify key protection risks and related mitigation measures. In line with WFP's accountability to affected people guidance, the analysis focused on key aspects outlined in WFP's protection mainstreaming framework. Reflecting on the research questions for the analysis, this guiding tool was organized around four sections:

1. Safety and dignity and avoiding causing harm;
2. Meaningful access to humanitarian assistance;
3. Accountability; and
4. Participation and empowerment

Depending on the project design and approach, WFP collected beneficiary personal information through cooperating partners. Particular attention was paid to issues related to data protection and privacy and community engagement. WFP and cooperating partners considered the findings of the assessment while implementing projects, especially while working with the most vulnerable layers of the community (e.g., people with disabilities, elderly and abandoned women). The protection risk analysis findings were used to guide measures for safety of distribution locations (away from border areas, disaster-prone locations and convenient for mothers and people with disabilities). Engaging communities in delivering assistance has led to more relevant and effective programmatic results. Throughout the distribution period, 468 help-desks were set up, enabling food recipients and community residents to provide feedback and or complaints. Takeaways highlighted issues such as distribution sites were not disaster-prone, away from military buildings, or close to areas where people with disabilities live. All concerns raised during protection risk analysis were duly taken into considerations in future planning and corrective measures implemented, including ensuring distribution sites were safe from any potential natural and technical calamities and away from military premises.

Efforts were made to ensure everyone in the communities was aware of the distributions and how beneficiary selection was done. Also, beneficiaries were assured that their personal information would not be shared and rather kept internally with WFP. The provided information was made available in Tajik and Russian. Overall, 10,065 cases (6,761 female and 3,304 male) were received and duly followed up by the third-party monitoring team 'M-Vector'.

The majority of complaints were from women and elderly people who made appeals to support them due to their unemployment and food insecurity status. About 10,188 cases were raised for food assistance (9,137 cases), demonstrating gratitude (375 cases), complaints (658) and overall asks for information (18). Each case was disaggregated by male/female applicants and regions. Having numbers archived by regions helped team members to address raised claims as proactively as possible.

Once the third-party monitoring staff registered a case from a person who approached them to lodge a complaint, provide feedback, or comment, the information was logged into WFP's MoDA platform. The information automatically transmitted through MoDA is only accessible for WFP staff from thereon. This measure were adopted to allay identification concerns and ensure WFP's data protection norms are practiced throughout the feedback mechanism, including by partner staff.

Overall, a main risk that might affect WFP operations and the well-being of communities is possible cross-border conflicts in the southern and northern parts of the country. This would entail limited access to conflict exposed areas,

where stranded people will not be reachable. Natural hazards can also affect the implementation of projects in the country.

Taking into account WFP corporate policies and requirements from the protection risk analysis's report, two sensitization meetings were held before the launch of emergency response programme. Partner staff were introduced to protection from sexual exploitation and abuse (PSEA) threats and the power imbalance and vulnerability of beneficiaries. WFP help-desks were also promoted as a means to report cases of PSEA not only for beneficiaries but also partner staff. PSEA policies were included as part of contracts and agreements.

WFP plans to increase sensitization meetings and awareness-raising sessions in targeted areas for all programmes in 2024. WFP will also carry out risk protection analyses for all activities.

Environmental sustainability

Targeted communities benefit from WFP programmes in a manner that does not harm the environment

Environmental and Social Safeguards Framework (ESSF)

Environmental and social safeguards framework (ESSF) were key in implementing the activities planned for 2023. This process helped WFP and its partners better understand the impacts of projects for the environment and society. As part of these commitments, the 12 field level agreements signed with partners included obligations to screen all activities according to the ESSF before starting any intervention. Under strategic outcome 1 for activities which included construction, rehabilitation, installation of household and community assets, WFP conducted training for cooperating partners on the process of conducting ESSF screening.

ESSF screenings showed that all activities implemented under strategic outcome 1 were low risk and had a limited risk of adverse environmental and social impacts. Activities such as distributing or installing solar water pumps, solar fruit dryers, and solar cookers contribute to reduced carbon dioxide emissions. Moreover, activities related to tree planting reduce climate risks and improved the environment of the local community.

WFP monitored activities to ensure that child labor was not used during activities such as channel cleaning and rehabilitation of the drinking water supply system and that proper equipment and safety protocols were in place for workers. ESSF screening identified potential impacts were addressed during project implementation. WFP plans to continue strengthening staff knowledge and skills on ESSF through trainings on lessons learned in incorporating ESSF standards.

Environmental Management System (EMS)

WFP continued internal efforts to reduce its environmental footprint by safely disposing of outdated and inefficient assets such as vehicles, generators, and office and IT equipment, and replacing them with more energy-efficient versions. WFP adhered to environmentally-friendly facility management processes through the installation of inverter air conditioners across its offices to promote energy efficiency. To reduce carbon emissions, WFP replaced its existing vehicles with Euro 4 models, which halved the carbon monoxide emissions and significantly reduced nitrogen oxide emissions.

Nutrition integration

Communities, households and individuals supported by WFP are able to meet their nutritional needs and protect their nutrition status in the face of shocks and long-term stressors, through an effective combination of fortified food, specialized nutritious products and actions to support diet diversification

Nutrition was incorporated in initiatives related to all strategic outcomes to tackle the challenges of malnutrition. Specific efforts in nutrition were directed towards addressing moderate acute malnutrition (MAM) in children under the age of 5 years in five target districts; while within the school feeding programme, primary school children were supplied with fortified wheat flour and oil throughout the academic year.

Furthermore, with low agricultural production and a dependence on food imports, coupled with climate change's effects on crop yield and food production, the scenario concerning food availability presents a challenging outlook. In the aftermath of the COVID-19 pandemic and the conflict in Ukraine, there have been substantial increases in the prices of essential food items, exacerbating the financial strain on numerous low-income households. On this basis, WFP developed its emergency preparedness response, which comprised of multiple phases aimed at reinforcing social safety nets. Anticipating potential complications around financial transactions, the initial phase of this endeavor, executed in the latter part of 2023, involved the unconditional distribution of fortified food items as determined by a ratio calculation relative to a comprehensive food basket (2,100 kilocalories per person).

Lastly, in its nutrition-sensitive initiatives, WFP carried out formative research to pinpoint significant obstacles and enablers related to dietary diversity, the consumption of healthy food, and hygiene within the population. The insights gained from this research will guide the creation of a comprehensive social and behaviour change communication (SBCC) strategy and corresponding interventions. Furthermore, SBCC interventions, targeting the promotion of good nutrition behaviours, were executed through national mass media. To achieve a more thorough integration, WFP is set to commence the formulation of a nutrition integration strategy aimed at ensuring a systematic incorporation of nutrition indicators into programme activities, fostering a more comprehensive and holistic approach.

Partnerships

Partnerships for the Goals (SDG 17) is a key pillar of WFP's country strategic plan. WFP continued its partnership with government agencies, United Nations agencies, new and existing donors, the private sector, and civil society groups to achieve its strategic outcomes and contribute collectively towards SDG 2 (Zero Hunger). WFP worked with the Government of Tajikistan to ensure a strong partnership towards achieving Zero Hunger by 2030. WFP has become a "partner of choice" for the Government and enjoys good collaboration with relevant ministries. In 2023, for the first time, WFP signed a Letter of Understanding (LoU) with the Government of Tajikistan for its country strategic plan.

WFP launched a new project "Tajikistan Food Security Safety Net" in collaboration with the Ministry of Education and Science, the Ministry of Health and Social Protection of the Population, and the Committee on Emergency Situations and Civil Defense. WFP also continued its collaboration with the Committee of Environmental Protection under the Government, the Agency of Hydro-meteorology, and Ministry of Agriculture for the climate change adaptation and resilience building programme. The Ministry of Health and Social Protection of the Population remains a key partner under the school feeding programme and for nutrition activities.

Under the school feeding programme, WFP, jointly with the Ministry of Education and Sciences, represented the programme at the School Meals Coalition first global summit where both parties demonstrated their readiness to further strengthen the school feeding programme.

The Ministry of Education and Science demonstrated its strong engagement by including its national commitments on school meals as an integral part of the School Meals Coalition (SMC) declaration. Embracing its role as a dedicated SMC member, Tajikistan has outlined a comprehensive set of goals for developing and endorsing a transition plan to shift from WFP's school feeding activities, which are supported by development partners, to a National School Feeding Programme funded by the Government. To enhance student nutrition and elevate the quality of life of families, particularly the disadvantaged, the aim is to (a) optimize the school food system's efficiency, ensuring accessibility, and expanding hot meal coverage for over 50 percent of primary school students by 2027; (b) modernize and enhance school canteens through technological upgrades, renovating facilities, and establishing contemporary production and logistics infrastructure to cover all schools by 2027; and (c) establish a sustainable market for local agricultural products and fostering enduring, productive connections between agricultural producers and school catering establishments.

WFP managed to further diversify its donors through new engagements with the governments of the United States of America, Denmark, and Germany. The Russian Federation and the Green Climate Fund remained the main donors for the school feeding programme and climate change adaptation activities, respectively. In response to the impact of the global food crisis, WFP received contributions from USAID to support vulnerable communities to meet their food needs and strengthen government capacity to address the impacts of concurring shocks. WFP received great support from the Japan Association for the World Food Programme, with two separate contributions in 2023 for implementation of the home-grown school feeding and nutrition (social and behaviour change communication (SBCC)) activities. WFP thanks all its donors for their support to the country strategic plan (1).

WFP partnered with the University of Central Asia to assess the effects of snow avalanches on food security in the Gorno-Badakhshan Autonomous Oblast (GBO) and to identify the relevant mitigation approaches in rural areas.

WFP programming is implemented in coordination with cooperating partners, including both national and international civil society organisations.

Focus on localization

WFP aims to attain results that align with the available local capacity and resources and responsive to needs. WFP constructed two bridges in remote areas for which created access to markets for the local population. The bridges enable the community to transport food and other items to their homes.

Focus on UN inter-agency collaboration

WFP implemented activities in partnership with various United Nations agencies through the UN Country Team. WFP chaired the Development Coordination Council, the Working Group on Food Security and Nutrition, the Interagency

Cash Working Group and the UN Communications Group. WFP was also involved in inter-agency efforts on emergency preparedness and response as well as inter-agency coordination forums. WFP, in partnership with UN Women, signed an operational agreement on a joint work plan to support implementation of the gender action plan under a project which builds the climate resilience of vulnerable and food-insecure communities in mountainous regions, as well as ensuring that projects under WFP's broader portfolio are gender-transformative.

Financial Overview

WFP mobilized 130 percent of its annual needs-based plan requirements, including resources carried over from the previous year. Out of the total mobilized resources, 90 percent correspond to directed multilateral funds.

The proportion of funding in 2023 earmarked at the country level stood at 97 percent and the remaining three percent at outcome and activity levels. This allowed WFP to allocate a few contributions among different activities based on the respective resource levels. Twenty seven percent of the funds were allocated to strategic outcome 1 (crisis response), while 26 percent were allocated to strategic outcome 2 (school feeding and nutrition), 33 percent to strategic outcome 3 (resilience building and climate change), and 14 percent to strategic outcome 4 (capacity strengthening of government institutions to implement effective food security and nutrition strategies).

































A timely multi-year contribution of USD 10 million received from USAID for the Tajikistan Food Security Safety Net Activity enabled WFP to step up its rapid emergency response and thereby provide direct food assistance to support vulnerable families through cash-based transfers and in-kind food provision. Most activities were adequately funded, especially those focused on provision of food assistance and emergency preparedness, provision of school meals to targeted schoolchildren, and resilience building and climate change.

The overall expenditures in 2023 amounted to 80 percent of the implementation plan. Operational delays under activity 4 (nutrition prevention and SBCC) and activity 8 (strengthening the capacity of government institutions to implement social protection through nationalized school feeding and nutrition programmes) resulted in a lower-than-planned expenditure level. Furthermore, there was a significant delay in receiving funding from a primary donor for implementation of activity 1, which also resulted in a lower-than planned expenditure level. Overall, the remaining balances of food commodities, open commitments, and unspent resources at the end of the year will be carried over to 2024.

WFP managed to secure multi-year funding for longer-term programmes including a four-year USD 10 million contribution from KOICA to support the Government of Tajikistan in achieving zero hunger by supporting the youth of Tajikistan through linkages to equitable and sustainable specialized knowledge, innovation, and a more favorable business environment through digital applications that will improve food security and nutrition. In 2024, WFP will continue efforts to diversify its donor base through constructive dialogue with potential new donors, including the government (particularly for the school meals programme) and non-traditional donors.

Annual CSP Financial Overview by Strategic Outcome (Amount in USD)

	Needs Based Plan	Implementation Plan	Available Resources	Expenditure
SDG Target 1. Access to Food	3,055,033	6,360,673	6,339,230	5,891,990
SO03: By 2026, crisis-affected and nutritionally vulnerable populations are better able to meet urgent food needs, and national systems and subnational capacity to address cumulative impacts of disasters and crises are strengthened, enabling affected communities to build back better.	3,055,033	6,360,673	6,339,230	5,891,990
Activity 05: Provide food assistance, nutrition-focused social behaviour change communication, post-crisis reconstruction and livelihoods building activities to refugees and food insecure populations affected by crises or natural disasters.	2,866,342	6,360,673	6,319,779	5,875,188
Activity 06: Provide nutrition-treatment packages for malnourished children age 6–59 months, pregnant and lactating women and girls and other nutritionally vulnerable populations and individuals.	138,691	0	0	0
Activity 07: Provide on-demand services for governmental institutions, development actors and other partners, including private sector partners.	50,000	0	19,451	16,802
SDG Target 2. End Malnutrition	8,056,029	6,190,641	6,146,026	5,897,258
SO02: By 2026, rural and urban populations in targeted areas have improved food security and nutrition for inclusive human development.	8,056,029	6,190,641	6,146,026	5,897,258

Activity 02: Provide nutritionally-balanced school meals to targeted schoolchildren.	 6,385,823	 5,823,451	 5,621,295	 5,569,690
Activity 03: Treat moderate acute malnutrition in children age 6-59 months and strengthen local capacity to manage nutrition programmes.	 1,077,345	 57,397	 239,470	 159,727
Activity 04: Provide social behaviour change communication interventions with targeted groups to improve dietary diversity and prevent malnutrition.	 592,860	 309,792	 285,259	 167,839
SDG Target 4. Sustainable Food System	 5,956,684	 5,946,322	 7,955,321	 4,071,354
SO01: By 2026, food-insecure and vulnerable populations in urban and rural areas have strengthened livelihoods, resilience and adaptive capacities through improved climate-resilient and nutrition-sensitive agri-food value chains.	 5,956,684	 5,946,322	 7,955,321	 4,071,354
Activity 01: Carry out climate adaptation, asset creation, market access support and livelihoods building activities through nutrition-sensitive and ecological approaches aimed at fostering resilience to shocks and stressors and increasing smallholder farmer production and income.	 5,956,684	 5,946,322	 7,955,321	 4,071,354
SDG Target 5. Capacity Building	 5,428,895	 3,238,368	 3,394,842	 2,350,899
SO04: Government institutions are strengthened in order to accelerate and sustain results contributing to inclusive social protection programmes and strengthened national and subnational food systems by 2026 in Tajikistan.	 5,428,895	 3,238,368	 3,394,842	 2,350,899

Activity 08: Strengthen the capacity of government and private sector institutions to implement social protection through nationalized school feeding, nutrition programmes and local fortification that enhance diets and reduce acute and other forms of malnutrition.	 4,902,213	 3,068,258	 3,149,509	 2,193,886
Activity 09: Provide policy advice and technical assistance to public institutions, academia and private sector stakeholders involved in advocating for and implementing food security and nutrition programmes, including emergency preparedness.	 526,681	 170,110	 245,332	 157,012
Non-SDG Target	 0	 0	 5,954,578	 0
Total Direct Operational Costs	 22,496,643	 21,736,005	 29,789,999	 18,211,502
Direct Support Costs (DSC)	 1,372,044	 2,667,979	 2,428,865	 2,000,311
Total Direct Costs	 23,868,687	 24,403,984	 32,218,864	 20,211,814
Indirect Support Costs (ISC)	 1,548,016	 1,586,259	 704,719	 704,719
Grand Total	 25,416,704	 25,990,243	 32,923,584	 20,916,533

Data Notes

Overview

1. Malnutrition prevention and treatment programmes could not be expanded at the planned scale due to a shortage in funding, resulting in lower achievement than the plan.

Operational context

1. <https://stat.tj/en>. Agency of Statistics under the President of the Republic of Tajikistan.
2. The State of Food Security and Nutrition in the World 2023.
3. World Bank. Fall 2022 Europe and Central Asia Economic Update.
4. Ibid.
5. World Bank. Tajikistan Economic Update, Summer 2023: Focusing on Boosting Private Sector Dynamism in Tajikistan.
6. INFORM Risk 2024.
7. FAO-WFP CFSAM Tajikistan 2023.

Strategic outcome 01

Variances between the planned and achieved under outputs: A.1.1; A.1.8; A.3.1: WFP expected to start interventions at the beginning of 2023, however operational delays as well as weather related concerns such as postponing construction work to after the cold spell resulted in achievements being lower than the plans. In addition, in August the project had to be refocused to riverbank enforcement in response to urgent needs.

Strategic outcome 02

The annual change in enrollment targets has been set to 0 as it is challenging to attribute the increase in enrollment solely to the programme, as a similar trend can be observed in schools not supported by the programme. This is because primary education is mandatory in the country, and enrollment tends to follow a consistent pattern across schools.

Strategic outcome 03

1. WFP did not implement food assistance for asset (FFA) activities under SO3 in 2023, thus the actual values for output indicators A1.7 (FFA sub-activity), A3.1, A8 (FFA sub-activity) are zero.
2. WFP did not implement any activity related to malnutrition prevention and treatment under SO3, thus the 2023 actual values for all output indicators under activity 6 are zero.
3. The significant difference between the planned and actual values for the output indicators A1.7, A2.7, and B.1 in 2023 can be attributed to the general food assistance provided as part of the emergency response programme, which was not originally anticipated in the plan.
4. The missing follow-up values for activity 6 can be attributed to the fact that malnutrition prevention and treatment activities as part of the emergency programmes under SO 3 were not implemented. This distinction should be noted, as this activity is separate from the MAM prevention and treatment work under strategic outcome 2.
5. When interpreting the outcome indicators, it is important to consider the baseline values for indicators measuring food security (such as FCS, FCS-N, LCS-EN, ECMEN) are derived from the 2022 Integrated Food Security Phase Classification data for all 37 districts. Whereas the follow-up values are based on post-distribution outcome monitoring data from a sub-set of the most vulnerable households selected and assisted based on specific vulnerability criteria such as low-income levels and asset ownership.

Strategic outcome 04

1. Output indicators 1.3 and 4.2, which measure the number of beneficiaries and the amount of cash involved, respectively, are connected to WFP's Fund Transfer Pilot initiative, which involves in-kind transfers of funds to government schools. The initiative was not initially planned.
2. Target and follow-up values are not available as the SABER exercise was not conducted in 2023 for activity 8.

Gender equality and women's empowerment

1. 2022.Gender and Diversity Inclusion Brief United Nations World Food Programme Tajikistan
2. The baseline values for the gender equality and women's empowerment indicators concerning decision-making were established through post-distribution monitoring conducted in Nov-Dec 2023, serving as the initial value for this indicator. Therefore the 2023 target and follow-up are not available.

Protection and accountability to affected populations

The baseline values for the protection and accountability indicators were established in Dec 2023 based on the result of the post-distribution survey and output monitoring conducted by WFP. Therefore the 2023 target and follow-up values are not available.

Nutrition integration

1. The first-year values for the indicators "Percentage of people supported by WFP operations and services who are able to meet their nutritional needs through an effective combination of fortified food, specialized nutritious products and actions to support diet diversification" and "Percentage of WFP beneficiaries who benefit from a nutrition-sensitive program component" are set as the baseline, and follow-up values will be reported starting in 2024.

Partnerships

1. Denmark, Green Climate Fund, Private Sector (Japan Association for WFP), Russian Federation, United States Agency for International Development

Annex

Reporting on beneficiary information in WFP's annual country reports

To produce estimates of the total number of unique beneficiaries WFP has assisted yearly, the data from all activities and transfer modalities must be adjusted to eliminate overlaps and add new beneficiaries. Further background information is provided in the summary tables annex of the ACR.

The final estimated number of beneficiaries assisted in each country is validated by country offices and entered in COMET at the end of every year:

- the total number of beneficiaries, which is the sum of all direct beneficiaries reached under all country level activities and outputs, based on the adjusted totals that seek to eliminate overlap;
- the total number of beneficiaries receiving food transfers, cash-based transfers and commodity vouchers or capacity strengthening, the sum of all direct beneficiaries reached under the activities and outputs for each of these transfer modalities, based on the adjusted estimates that seek to eliminate overlap;
- the total number of beneficiaries assisted under outputs defined by country offices and specific to their operations;
- the total number of beneficiaries assisted under each programme area, the sum of all direct beneficiaries reached under WFP's eight programme areas at the country level;
- the number of schoolchildren assisted under school-based programmes, the sum of all participants assisted under the school-based programmes, adjusted to exclude overlaps and activity supporters such as teachers and cooks.

Although WFP conducts quality assurance to provide beneficiary data which are as accurate as possible, numerous challenges remain regarding data collection, verification, entry and processing. Beneficiary numbers in ACRs should be considered "best estimates", subject to over- and under- estimation.

Figures and Indicators

Beneficiaries by Sex and Age Group

Beneficiary Category	Gender	Planned	Actual	% Actual vs. Planned
Total Beneficiaries	male	264,268	376,707	143%
	female	311,232	370,923	119%
	total	575,500	747,630	130%
By Age Group				
0-23 months	male	6,310	4,045	64%
	female	6,310	4,045	64%
	total	12,620	8,090	64%
24-59 months	male	7,020	10,346	147%
	female	7,020	10,347	147%
	total	14,040	20,693	147%
5-11 years	male	204,285	284,322	139%
	female	204,285	274,073	134%
	total	408,570	558,395	137%
12-17 years	male	5,520	16,492	299%
	female	5,520	16,493	299%
	total	11,040	32,985	299%
18-59 years	male	38,298	53,080	139%
	female	85,262	57,705	68%
	total	123,560	110,785	90%
60+ years	male	2,835	8,422	297%
	female	2,835	8,260	291%
	total	5,670	16,682	294%

Beneficiaries by Residence Status

Residence Status	Planned	Actual	% Actual vs. Planned
Refugee	570	0	0%
Resident	574,930	747,610	130%
Returnee	0	20	-

Beneficiaries by Programme Area

Programme Area	Planned	Actual	% Actual vs. Planned
Action to protect against climate shocks	62,500	12,450	19%

Programme Area	Planned	Actual	% Actual vs. Planned
Asset Creation and Livelihood	3,750	0	0%
Malnutrition prevention programme	113,250	5,297	4%
Malnutrition treatment programme	17,500	5,202	29%
School based programmes	400,000	564,511	141%
Smallholder agricultural market support programmes	3,000	2,990	99%
Unconditional Resource Transfers	19,000	205,464	1081%

Annual Food Transfer (mt)

Commodities	Planned Distribution (mt)	Actual Distribution (mt)	% Actual vs. Planned
Access to Food			
Strategic Outcome 03			
Corn Soya Blend	254	0	0%
High Energy Biscuits	21	0	0%
LNS	4	0	0%
Micronutrient Powder	1	0	0%
Split Peas	63	668	1,060%
Vegetable Oil	24	215	891%
Wheat Flour	608	7,418	1,221%
End Malnutrition			
Strategic Outcome 02			
LNS	153	25	17%
Split Peas	660	528	80%
Vegetable Oil	462	289	62%
Wheat Flour	6,600	5,641	85%
Capacity Building			
Strategic Outcome 04			
Micronutrient Powder	2	0	0%

Annual Cash Based Transfer and Commodity Voucher (USD)

Modality	Planned Distribution (CBT)	Actual Distribution (CBT)	% Actual vs. Planned
Access to Food			
Strategic Outcome 03			
Cash	351,000	0	0%
Sustainable Food System			
Strategic Outcome 01			
Cash	3,960,000	509,394	13%
Capacity Building			
Strategic Outcome 04			

Modality	Planned Distribution (CBT)	Actual Distribution (CBT)	% Actual vs. Planned
Commodity Voucher	0	288,437	-

Strategic Outcome and Output Results

Strategic Outcome 01: By 2026, food-insecure and vulnerable populations in urban and rural areas have strengthened livelihoods, resilience and adaptive capacities through improved climate-resilient and nutrition-sensitive agri-food value chains.	Resilience Building
--	----------------------------

Output Results

Activity 01: Carry out climate adaptation, asset creation, market access support and livelihoods building activities through nutrition-sensitive and ecological approaches aimed at fostering resilience to shocks and stressors and increasing smallholder farmer production and income.

Corporate output 3.2: People and communities have increased skills, capacities and access to financial, energy and climate services for climate-adapted and sustainable livelihoods

CSP Output 02: Targeted rural and urban communities and smallholder farmers groups benefit from new and rehabilitated productive assets that improve their resilience to climate shocks and other stressors that affect their food security.

Output Indicator	Beneficiary Group	Sub Activity	Unit of measure	Planned	Actual
A.1.1 Number of people receiving assistance unconditionally or conditionally (complementary with UNICEF, FAO, WHO)	All	Other Climate adaptation and risk management Activities	Female	31,875	6,189
			Male	30,625	6,261
			Total	62,500	12,450
A.1.8 Number of women, men, boys and girls receiving food/cash-based/commodity vouchers/individual capacity strengthening transfers through actions to protect against climate shocks	All	Other Climate adaptation and risk management Activities	Female	31,875	6,189
			Male	30,625	6,261
			Total	62,500	12,450
A.3.1 Total value of cash transferred to people			USD	3,960,000	509,394

CSP Output 03: Targeted rural and urban households and smallholder farmers groups benefit from climate services, technology transfer and improved capacities that enable them to diversify their livelihoods, build resilience and adapt to climate change.

Output Indicator	Beneficiary Group	Sub Activity	Unit of measure	Planned	Actual
F.1 Number of smallholder farmers supported with training, inputs, equipment and infrastructure	All	Smallholder agricultural market support Activities	Female	1,497	1,492
			Male	1,503	1,498
			Total	3,000	2,990

Other Output

Activity 01: Carry out climate adaptation, asset creation, market access support and livelihoods building activities through nutrition-sensitive and ecological approaches aimed at fostering resilience to shocks and stressors and increasing smallholder farmer production and income.

Corporate Output 3.2: People and communities have increased skills, capacities and access to financial, energy and climate services for climate-adapted and sustainable livelihoods

CSP Output 02: Targeted rural and urban communities and smallholder farmers groups benefit from new and rehabilitated productive assets that improve their resilience to climate shocks and other stressors that affect their food security.

Output indicator	Detailed indicator	Sub Activity	Unit of measure	Planned	Actual
A.5: Quantity of non-food items distributed	A.5.g.2: Total number of energy-efficient devices distributed to targeted institutions, communities and households	Other Climate adaptation and risk management Activities	Number	211	141

D.1.1: Number of assets built, restored or maintained by targeted households and communities, by type and unit of measure	D.1.1.g.11: Number of water points (ponds, shallow wells, weirs, dams) constructed or rehabilitated	Other Climate adaptation and risk management Activities	Number	2	4
D.1.1: Number of assets built, restored or maintained by targeted households and communities, by type and unit of measure	D.1.1.g.13: Total number of climate adaptation assets built, restored or maintained	Other Climate adaptation and risk management Activities	Number	280	185
D.1.1: Number of assets built, restored or maintained by targeted households and communities, by type and unit of measure	D.1.1.g.1: Hectares of community gardens and orchards established/rehabilitated	Other Climate adaptation and risk management Activities	Ha	400	388
D.1.1: Number of assets built, restored or maintained by targeted households and communities, by type and unit of measure	D.1.1.g.3: Hectares of land rehabilitated/benefiting from irrigation infrastructures	Other Climate adaptation and risk management Activities	Ha	236	152
D.1.1: Number of assets built, restored or maintained by targeted households and communities, by type and unit of measure	D.1.1.g.6: Kilometres of irrigation canals	Other Climate adaptation and risk management Activities	Km	200	109
D.1.1: Number of assets built, restored or maintained by targeted households and communities, by type and unit of measure	D.1.1.g.7: Number of bridges constructed/rehabilitated	Other Climate adaptation and risk management Activities	Number	2	2
D.1.1: Number of assets built, restored or maintained by targeted households and communities, by type and unit of measure	D.1.1.g.8: Number of community infrastructure	Other Climate adaptation and risk management Activities	Number	9	9
F.4: Number of agricultural and post-harvest inputs, equipment and infrastructures provided	F.4.g.2: Number of post-harvest management equipment provided	Other Climate adaptation and risk management Activities	Number	200	141
G.13: Type of support provided to CSP activities by funds and raised	G.13.1: Type of support provided to CSP activities by funds raised with a climate risk reduction objective (GCF)	Other Climate adaptation and risk management Activities	Type	Timely available and used	Not timely available but used

Outcome Results

Activity 01: Carry out climate adaptation, asset creation, market access support and livelihoods building activities through nutrition-sensitive and ecological approaches aimed at fostering resilience to shocks and stressors and increasing smallholder farmer production and income.

Outcome Indicator	Sex	Baseline	End-CSP Target	2023 Target	2023 Follow-up	Source
Target Group: Food insecure population in the areas targeted through CCRB interventions / - Location: Tajikistan - Modality: Capacity Strengthening, Cash - Subactivity: Food assistance for asset						
Proportion of the population in targeted communities reporting environmental benefits	Overall	0	≥80	≥80	86	WFP programme monitoring

Target Group: Food insecure population in the areas targeted through CCRB interventions - **Location:** Tajikistan - **Modality:** Capacity Strengthening, Cash - **Subactivity:** Food assistance for asset

Consumption-based coping strategy index (average)	Female	9.1	≤6	≤7	6.9	WFP
	Male	8.2	≤6	≤7	5.7	programme monitoring
	Overall	8.3	≤6	≤7	5.8	WFP programme monitoring
Economic capacity to meet essential needs	Female	55.3	≥60	≥60	51.7	WFP
	Male	60.4	≥60	≥60	61.8	programme monitoring
	Overall	59.9	≥60	≥60	61.1	WFP programme monitoring
Food consumption score: Percentage of households with Acceptable Food Consumption Score	Female	78.9	≥85	>80	96.6	WFP
	Male	79.9	≥85	>80	94.9	programme monitoring
	Overall	79.8	≥85	>80	96.6	WFP programme monitoring
Food consumption score: Percentage of households with Borderline Food Consumption Score	Female	15.8	≤10	≤13	3.4	WFP
	Male	16.5	≤10	≤13	4.6	programme monitoring
	Overall	16.4	≤10	≤13	3.4	WFP programme monitoring
Food consumption score: Percentage of households with Poor Food Consumption Score	Female	5.3	≤3	≤3	0	WFP
	Male	3.6	≤3	≤3	0.6	programme monitoring
	Overall	3.8	≤3	≤3	0	WFP programme monitoring
Food consumption score – nutrition: Percentage of households that consumed Hem Iron rich food daily (in the last 7 days)	Female	15.8	≥15	≥18	20.7	WFP
	Male	7.5	≥15	≥10	16.8	programme monitoring
	Overall	8.3	≥15	≥11	17.1	WFP programme monitoring

Food consumption score – nutrition: Percentage of households that sometimes consumed Hem Iron rich food (in the last 7 days)	Female	68.3	≥50	≥70	55.2	WFP
	Male	72.1	≥50	≥70	74.9	programme monitoring
	Overall	71.2	≥50	≥70	73.4	WFP programme monitoring
Food consumption score – nutrition: Percentage of households that never consumed Hem Iron rich food (in the last 7 days)	Female	21.1	<15	<18	24.1	WFP
	Male	20.4	<15	<18	8.3	programme monitoring
	Overall	20.5	<15	<18	6.5	WFP programme monitoring
Food consumption score – nutrition: Percentage of households that consumed Protein rich food daily (in the last 7 days)	Female	68.4	≥80	≥70	93.1	WFP
	Male	70.9	≥80	≥70	94	programme monitoring
	Overall	70.7	≥80	≥70	93	WFP programme monitoring
Food consumption score – nutrition: Percentage of households that sometimes consumed Protein rich food (in the last 7 days)	Female	26.3	≥5	≥20	6.9	WFP
	Male	26.8	≥5	≥20	5.4	programme monitoring
	Overall	26.8	≥5	≥20	5.5	WFP programme monitoring
Food consumption score – nutrition: Percentage of households that never consumed Protein rich food (in the last 7 days)	Female	5.3	<1	<1	0	WFP
	Male	2.2	<1	<1	0.6	programme monitoring
	Overall	2	<1	<1	0.5	WFP programme monitoring
Food consumption score – nutrition: Percentage of households that consumed Vit A rich food daily (in the last 7 days)	Female	89.5	≥95	≥90	96.3	WFP
	Male	89.1	≥95	≥90	96.3	programme monitoring
	Overall	89.1	≥95	≥90	96.6	WFP programme monitoring

Food consumption score – nutrition: Percentage of households that sometimes consumed Vit A rich food (in the last 7 days)	Female	10.5	≤5	≥10	0	WFP
	Male	10.1	≤5	≥10	3.4	programme monitoring
	Overall	10.1	≤5	≥10	3.2	WFP programme monitoring
Food consumption score – nutrition: Percentage of households that never consumed Vit A rich food (in the last 7 days)	Female	0	<0.5	<1	0	WFP
	Male	0.8	<0.5	<1	0.3	programme monitoring
	Overall	0.8	<0.5	<1	0.3	WFP programme monitoring
Livelihood coping strategies for food security: Percentage of households using crisis coping strategies	Female	42	<35	≤40	31	WFP
	Male	40	<35	≤40	45	programme monitoring
	Overall	40	<35	≤40	44	WFP programme monitoring
Livelihood coping strategies for food security: Percentage of households using emergency coping strategies	Female	13	<10	≤15	10	WFP
	Male	17	<10	≤15	6	programme monitoring
	Overall	17	<10	≤15	7	WFP programme monitoring
Livelihood coping strategies for food security: Percentage of households using stress coping strategies	Female	8	≥25	≥20	31	WFP
	Male	9	≥25	≥20	27	programme monitoring
	Overall	9	≥25	≥20	28	WFP programme monitoring
Livelihood coping strategies for food security: Percentage of households not using livelihood based coping strategies	Female	37	≥25	≥20	28	WFP
	Male	34	≥25	≥20	21	programme monitoring
	Overall	34	≥25	≥20	22	WFP programme monitoring
Percentage of targeted smallholder farmers reporting increased production of nutritious crops	Overall	0	≥65	>50	56	Secondary data

Percentage of the population in targeted communities reporting benefits from an enhanced livelihood asset base	Female	0	>80	>80	92	WFP
	Male	0	>80	>80	85	programme monitoring
	Overall	0	>80	>80	84	WFP programme monitoring

Strategic Outcome 02: By 2026, rural and urban populations in targeted areas have improved food security and nutrition for inclusive human development.					Root Causes	
Output Results						
Activity 02: Provide nutritionally-balanced school meals to targeted schoolchildren.						
Corporate output 2.3: School-age children and adolescents have access to school-based health and nutrition packages						
CSP Output 05: Girls and boys of primary school age in targeted schools are provided with balanced school meals that meet their basic food and nutrition needs.						
Output Indicator	Beneficiary Group	Sub Activity	Unit of measure	Planned	Actual	
A.1.1 Number of people receiving assistance unconditionally or conditionally (complementary with UNICEF, FAO, WHO)	Students (primary schools)	School feeding (on-site)	Female	200,000	272,760	
			Male	200,000	280,038	
			Total	400,000	552,798	
A.2.1 Quantity of food provided through conditional or unconditional assistance			MT	7,722	6,457.97	
A.2.3 Quantity of food provided to girls and boys through school-based programmes			MT	7,722	6,457.97	
A.8 Number of rations provided through conditional or unconditional assistance		School feeding (on-site)	Number	66,000,000	58,985,535	
B.1.1 Quantity of fortified food provided through conditional or unconditional assistance			MT	7,062	5,930.07	
B.1.3 Quantity of fortified food provided for girls and boys benefiting from school-based programming			MT	7,062	5,930.07	
Activity 03: Treat moderate acute malnutrition in children age 6-59 months and strengthen local capacity to manage nutrition programmes.						
Corporate output 2.2: Children, pregnant women and girls and new mothers, and other nutritionally vulnerable populations benefit from programmes to prevent and treat malnutrition and improve diets						
CSP Output 06: In selected districts, children age 6-59 months with acute malnutrition are provided with specialized nutritious foods to treat malnutrition through government systems.						
Output Indicator	Beneficiary Group	Sub Activity	Unit of measure	Planned	Actual	
A.1.2 Number of nutritionally vulnerable people receiving food/cash-based transfers/commodity vouchers/capacity strengthening transfers through malnutrition treatment and prevention programmes (complementary with UNICEF, FAO, WHO)	Children	Treatment of moderate acute malnutrition	Female	8,500	2,757	
			Male	8,500	2,445	
			Total	17,000	5,202	
A.2.2 Quantity of food provided to nutritionally vulnerable people through malnutrition treatment and prevention programmes			MT	153	25.3	
A.8 Number of rations provided through conditional or unconditional assistance		Treatment of moderate acute malnutrition	Number	1,530,000	438,483	
B.2.1 Quantity of specialized nutritious foods provided to treat or prevent malnutrition			MT	153	25.3	
Activity 04: Provide social behaviour change communication interventions with targeted groups to improve dietary diversity and prevent malnutrition.						
Corporate output 2.2: Children, pregnant women and girls and new mothers, and other nutritionally vulnerable populations benefit from programmes to prevent and treat malnutrition and improve diets						
CSP Output 07: Girls and boys of school age, community members, caregivers of children and older people and school staff in targeted districts benefit from social behaviour change communication interventions that improve their knowledge and shift their attitudes and practices towards recommended dietary and nutrition behaviours.						

Output Indicator	Beneficiary Group	Sub Activity	Unit of measure	Planned	Actual
A.1.2 Number of nutritionally vulnerable people receiving food/cash-based transfers/commodity vouchers/capacity strengthening transfers through malnutrition treatment and prevention programmes (complementary with UNICEF, FAO, WHO)	All	Prevention of acute malnutrition	Female	56,610	4,762
			Male	26,640	535
			Total	83,250	5,297

Other Output

Activity 02: Provide nutritionally-balanced school meals to targeted schoolchildren.

Corporate Output 2.3: School-age children and adolescents have access to school-based health and nutrition packages

CSP Output 05: Girls and boys of primary school age in targeted schools are provided with balanced school meals that meet their basic food and nutrition needs.

Output indicator	Detailed indicator	Sub Activity	Unit of measure	Planned	Actual
A.6.2: Number of schools or institutional sites reached through school-based programming	A.6.2.1: Total number of schools assisted by WFP	School feeding (on-site)	school	1,871	1,860
B.3.2: Percentage of fortified staple commodities (out of total staple commodities) distributed to girls and boys benefitting from school-based programming	B.3.2.1: Percentage of fortified staple commodities (out of total staple commodities) distributed to girls and boys benefitting from school-based programming (Wheat flour)	School feeding (on-site)	%	100	100
N.1.1: Feeding days as percentage of total school days	N.1.1.1: Feeding days as percentage of total school days	School feeding (on-site)	%	100	80
N.2: Average number of school days per month on which multi-fortified or at least 4 food groups were provided (nutrition-sensitive indicator)	N.2.1: Average number of school days per month on which multi-fortified or at least 4 food groups were provided (nutrition-sensitive indicator)	School feeding (on-site)	%	16	16

Activity 03: Treat moderate acute malnutrition in children age 6-59 months and strengthen local capacity to manage nutrition programmes.

Corporate Output 2.2: Children, pregnant women and girls and new mothers, and other nutritionally vulnerable populations benefit from programmes to prevent and treat malnutrition and improve diets

CSP Output 06: In selected districts, children age 6-59 months with acute malnutrition are provided with specialized nutritious foods to treat malnutrition through government systems.

Output indicator	Detailed indicator	Sub Activity	Unit of measure	Planned	Actual
C.4: Number of people engaged in capacity strengthening initiatives facilitated by WFP to enhance national stakeholder capacities contributing to Zero Hunger	C.4.g.2: Number of government and public sector staff participating in training and other technical assistance initiatives	Malnutrition Treatment (CCS)	Number	400	604

Activity 04: Provide social behaviour change communication interventions with targeted groups to improve dietary diversity and prevent malnutrition.

Corporate Output 2.2: Children, pregnant women and girls and new mothers, and other nutritionally vulnerable populations benefit from programmes to prevent and treat malnutrition and improve diets

CSP Output 07: Girls and boys of school age, community members, caregivers of children and older people and school staff in targeted districts benefit from social behaviour change communication interventions that improve their knowledge and shift their attitudes and practices towards recommended dietary and nutrition behaviours.

Output indicator	Detailed indicator	Sub Activity	Unit of measure	Planned	Actual
------------------	--------------------	--------------	-----------------	---------	--------

E.4: Number of people reached through interpersonal social and behaviour change communication (SBCC) approaches (complementary with UNICEF, FAO, WFP, WHO)	E.4.1: Number of people reached through interpersonal social and behaviour change communication (SBCC) approaches (complementary with UNICEF, FAO, WFP, WHO)	Prevention of acute malnutrition	Individual	4,000	5,297
E.5: Number of people reached through SBCC approaches using media (complementary with UNICEF, FAO, WFP, WHO)	E.5.1: Number of people reached through SBCC approaches using media (complementary with UNICEF, FAO, WFP, WHO)	Prevention of acute malnutrition	Individual	800,000	1,000,000

Outcome Results

Activity 02: Provide nutritionally-balanced school meals to targeted schoolchildren.

Outcome Indicator	Sex	Baseline	End-CSP Target	2023 Target	2023 Follow-up	Source
Target Group: School children of primary school age - Location: Tajikistan - Modality: Commodity Voucher, Food - Subactivity: School feeding (on-site)						
Annual change in enrolment	Female	0	≥0	≥0	2	Secondary data
	Male	0	≥0	≥0	2	Secondary data
	Overall	0	≥0	≥0	2	Secondary data
Attendance rate	Female	97	≥98	≥97	99	Secondary data
	Male	97	≥98	≥97	99	Secondary data
	Overall	97	≥98	≥97	99	Secondary data
Graduation rate	Female	100	=100	=100	100	Secondary data
	Male	100	=100	=100	100	Secondary data
	Overall	100	=100	=100	100	Secondary data

Activity 03: Treat moderate acute malnutrition in children age 6-59 months and strengthen local capacity to manage nutrition programmes.

Outcome Indicator	Sex	Baseline	End-CSP Target	2023 Target	2023 Follow-up	Source
Target Group: Children 6-23 months of age - Location: Tajikistan - Modality: Capacity Strengthening, Food - Subactivity: Treatment of moderate acute malnutrition						
Minimum diet diversity for women and girls of reproductive age	Overall	92.7	≥95	≥93	94	WFP programme monitoring
Proportion of children 6-23 months of age who receive a minimum acceptable diet: Minimum Diet Diversity 6-23 months (MDD)	Female	57.8	>70	>70	80	WFP programme monitoring
	Male	52.5	>70	>70	76	WFP programme monitoring
	Overall	54.9	>70	>70	78	WFP programme monitoring

Proportion of children 6-23 months of age who receive a minimum acceptable diet: Minimum Meal Frequency 6-23 months (MMF)	Female	50	>70	>70	88	WFP
	Male	77	>70	>70	86	programme monitoring
	Overall	65	>70	>70	87	WFP programme monitoring
Proportion of children 6-23 months of age who receive a minimum acceptable diet: Minimum Milk Feeding Frequency for Non-Breastfed children 6-23 months (MMFF)	Female	63.2	>70	>70	74	WFP
	Male	77.8	>70	>70	87	programme monitoring
	Overall	69	>70	>70	82	WFP programme monitoring
Proportion of children 6-23 months of age who receive a minimum acceptable diet: Proportion of children 6-23 months of age who receive a minimum acceptable diet	Female	57.8	>70	>70	64	WFP
	Male	52.5	>70	>70	71	programme monitoring
	Overall	54.9	>70	>70	68	WFP programme monitoring
Target Group: Children 6-59 months with MAM - Location: Tajikistan - Modality: Capacity Strengthening, Food - Subactivity: Treatment of moderate acute malnutrition						
Moderate acute malnutrition treatment default rate	Female	0.16	<15	<15	0.21	Secondary data
	Male	0.33	<15	<15	0.29	Secondary data
	Overall	0.25	<15	<15	0.25	Secondary data
Moderate acute malnutrition treatment mortality rate	Female	0	<3	<3	0	Secondary data
	Male	0	<3	<3	0	Secondary data
	Overall	0	<3	<3	0	Secondary data
Moderate acute malnutrition treatment non-response rate	Female	0.6	<15	<15	0.07	Secondary data
	Male	0.3	<15	<15	0	Secondary data
	Overall	0.4	<15	<15	0	Secondary data
Moderate acute malnutrition treatment recovery rate	Female	99.78	≥75	≥75	99.72	Secondary data
	Male	99.64	≥75	≥75	99.71	Secondary data
	Overall	99.7	≥75	≥75	99.71	Secondary data
Percentage of moderate acute malnutrition cases reached by treatment services (coverage)	Female	100	≥70	≥70	100	Secondary data
	Male	100	≥70	≥70	100	Secondary data
	Overall	100	≥70	≥70	100	Secondary data

Strategic Outcome 03: By 2026, crisis-affected and nutritionally vulnerable populations are better able to meet urgent food needs, and national systems and subnational capacity to address cumulative impacts of disasters and crises are strengthened, enabling affected communities to build back better.	Crisis Response
---	------------------------

Output Results

Activity 05: Provide food assistance, nutrition-focused social behaviour change communication, post-crisis reconstruction and livelihoods building activities to refugees and food insecure populations affected by crises or natural disasters.

Corporate output 1.1: Food insecure and crisis-affected populations have access to nutritious food and cash-based assistance, restored assets and services to meet their urgent needs

CSP Output 08: Food insecure refugees and other crisis-affected populations receive food assistance and nutrition-focused social behaviour change communication to meet their basic food and nutrition needs and receive new or rehabilitated assets to promote early recovery and self-reliance.

Output Indicator	Beneficiary Group	Sub Activity	Unit of measure	Planned	Actual
A.1.7 Number of people in emergency contexts receiving assistance unconditionally or to restore infrastructure and community assets (complementary with UNICEF, Office of the United Nations High Commissioner for Refugees (UNHCR), WFP)	All	Food assistance for asset	Female Male Total	2,250 1,500 3,750	
A.1.7 Number of people in emergency contexts receiving assistance unconditionally or to restore infrastructure and community assets (complementary with UNICEF, Office of the United Nations High Commissioner for Refugees (UNHCR), WFP)	All	General Distribution	Female Male Total	9,500 9,500 19,000	102,843 102,621 205,464
A.2.7 Quantity of food provided unconditionally or to restore infrastructure and community assets			MT	969	8,300.57
A.3.1 Total value of cash transferred to people			USD	351,000	
A.8 Number of rations provided through conditional or unconditional assistance		Food assistance for asset	Number	585,000	
A.8 Number of rations provided through conditional or unconditional assistance		General Distribution	Number	1,805,000	17,630,160
B.1.1 Quantity of fortified food provided through conditional or unconditional assistance			MT	632	7,632.54

Activity 06: Provide nutrition-treatment packages for malnourished children age 6–59 months, pregnant and lactating women and girls and other nutritionally vulnerable populations and individuals.

Corporate output 1.1: Food insecure and crisis-affected populations have access to nutritious food and cash-based assistance, restored assets and services to meet their urgent needs

CSP Output 09: Nutritionally-vulnerable refugees are provided with specialized nutritious foods and knowledge with communication to treat and prevent acute malnutrition.

Output Indicator	Beneficiary Group	Sub Activity	Unit of measure	Planned	Actual
A.1.2 Number of nutritionally vulnerable people receiving food/cash-based transfers/commodity vouchers/capacity strengthening transfers through malnutrition treatment and prevention programmes (complementary with UNICEF, FAO, WHO)	Children	Treatment of moderate acute malnutrition	Female Male Total	200 200 400	

A.1.2 Number of nutritionally vulnerable people receiving food/cash-based transfers/commodity vouchers/capacity strengthening transfers through malnutrition treatment and prevention programmes (complementary with UNICEF, FAO, WHO)	Pregnant Breastfeeding Women and Girls	Treatment of moderate acute malnutrition	Female Male Total	100 100	
A.2.2 Quantity of food provided to nutritionally vulnerable people through malnutrition treatment and prevention programmes			MT	5	
A.8 Number of rations provided through conditional or unconditional assistance		Treatment of moderate acute malnutrition	Number	45,000	
B.2.1 Quantity of specialized nutritious foods provided to treat or prevent malnutrition			MT	5	

Outcome Results

Activity 05: Provide food assistance, nutrition-focused social behaviour change communication, post-crisis reconstruction and livelihoods building activities to refugees and food insecure populations affected by crises or natural disasters.

Outcome Indicator	Sex	Baseline	End-CSP Target	2023 Target	2023 Follow-up	Source
Target Group: Vulnerable food insecure households - Location: Tajikistan - Modality: Food - Subactivity: General Distribution						
Consumption-based coping strategy index (average)	Female	13.1	<10	<13	11.8	WFP
	Male	10.25	<10	<10	9.2	programme monitoring
	Overall	11.1	<10	<11	10.2	WFP programme monitoring
Economic capacity to meet essential needs	Female	15.5	≥20	≥20	29.4	WFP
	Male	16.6	≥20	≥20	35.9	programme monitoring
	Overall	16.3	≥20	≥20	33.5	WFP programme monitoring
Food consumption score: Percentage of households with Acceptable Food Consumption Score	Female	15.5	≥70	≥50	70.2	WFP
	Male	16.3	≥70	≥50	75	programme monitoring
	Overall	16	≥70	≥50	73.2	WFP programme monitoring

Food consumption score: Percentage of households with Borderline Food Consumption Score	Female	70	≥20	≤25	21.4	WFP
	Male	61.6	≥20	≤25	16.2	programme monitoring
	Overall	64.1	≥20	≤25	18.1	WFP programme monitoring
Food consumption score: Percentage of households with Poor Food Consumption Score	Female	14.5	<10	≤15	8.4	WFP
	Male	22.1	<10	≤15	8.8	programme monitoring
	Overall	19.8	<10	≤15	8.7	WFP programme monitoring
Food consumption score – nutrition: Percentage of households that consumed Hem Iron rich food daily (in the last 7 days)	Female	0	≥20	≥10	12.8	WFP survey
	Male	0.7	≥20	≥10	16.3	WFP survey
	Overall	0.5	≥20	≥10	15.1	WFP survey
Food consumption score – nutrition: Percentage of households that sometimes consumed Hem Iron rich food (in the last 7 days)	Female	96.4	≥50	≥50	57.5	WFP survey
	Male	89.3	≥50	≥50	54	WFP survey
	Overall	91.2	≥50	≥50	55.2	WFP survey
Food consumption score – nutrition: Percentage of households that never consumed Hem Iron rich food (in the last 7 days)	Female	3.6	<30	<40	29.7	WFP survey
	Male	10.1	<30	<40	29.7	WFP survey
	Overall	8.3	<30	<40	29.7	WFP survey
Food consumption score – nutrition: Percentage of households that consumed Protein rich food daily (in the last 7 days)	Female	26.4	≥60	≥50	58.4	WFP survey
	Male	31.3	≥60	≥50	62.1	WFP survey
	Overall	29.8	≥60	≥50	60.7	WFP survey
Food consumption score – nutrition: Percentage of households that sometimes consumed Protein rich food (in the last 7 days)	Female	65.5	≥20	≥25	33.2	WFP survey
	Male	58.7	≥20	≥25	29.5	WFP survey
	Overall	60.7	≥20	≥25	30.9	WFP survey
Food consumption score – nutrition: Percentage of households that never consumed Protein rich food (in the last 7 days)	Female	8.2	<20	≤25	8.4	WFP survey
	Male	10	<20	≤25	8.4	WFP survey
	Overall	9.5	<20	≤25	8.4	WFP survey
Food consumption score – nutrition: Percentage of households that consumed Vit A rich food daily (in the last 7 days)	Female	35.1	≥55	≥50	82.4	WFP survey
	Male	36.7	≥55	≥50	80.5	WFP survey
	Overall	36.2	≥55	≥50	81.7	WFP survey
Food consumption score – nutrition: Percentage of households that sometimes consumed Vit A rich food (in the last 7 days)	Female	47.7	≥30	≥35	13.9	WFP survey
	Male	42.1	≥30	≥35	16.1	WFP survey
	Overall	43.8	≥30	≥35	3.6	WFP survey
Food consumption score – nutrition: Percentage of households that never consumed Vit A rich food (in the last 7 days)	Female	17.1	<10	≤15	3.8	WFP survey
	Male	21.2	<10	≤15	3.4	WFP survey
	Overall	20	<10	≤15	3.6	WFP survey
Livelihood coping strategies for food security: Percentage of households using crisis coping strategies	Female	18.9	≤20	≤20	35.1	WFP
	Male	20.2	≤20	≤20	29.5	programme monitoring
	Overall	19.8	≤20	≤20	31.6	WFP programme monitoring

Livelihood coping strategies for food security: Percentage of households using emergency coping strategies	Female	44.1	≤20	≤30	10.1	WFP
	Male	41.9	≤20	≤30	15.5	programme monitoring
	Overall	42.5	≤20	≤30	13.4	WFP programme monitoring
Livelihood coping strategies for food security: Percentage of households using stress coping strategies	Female	17.1	≤30	≤25	28.8	WFP
	Male	7.8	≤30	≤25	28.8	programme monitoring
	Overall	10.6	≤30	≤25	28.8	WFP programme monitoring
Livelihood coping strategies for food security: Percentage of households not using livelihood based coping strategies	Female	19.8	≥30	≥25	26	WFP
	Male	30	≥30	≥25	26.3	programme monitoring
	Overall	27.1	≥30	≥25	26.2	WFP programme monitoring

Activity 07: Provide on-demand services for governmental institutions, development actors and other partners, including private sector partners.

Outcome Indicator	Sex	Baseline	End-CSP Target	2023 Target	2023 Follow-up	Source
Target Group: Organization that has used a WFP service - Location: Tajikistan - Modality: Capacity Strengthening, Cash, Food - Subactivity: Service Delivery						
Percentage of users satisfied with services provided	Overall		≥80	≥80	100	WFP survey

Strategic Outcome 04: Government institutions are strengthened in order to accelerate and sustain results contributing to inclusive social protection programmes and strengthened national and subnational food systems by 2026 in Tajikistan.				Root Causes	
Output Results					
Activity 08: Strengthen the capacity of government and private sector institutions to implement social protection through nationalized school feeding, nutrition programmes and local fortification that enhance diets and reduce acute and other forms of malnutrition.					
Corporate output 4.1: National actors have increased capacity and knowledge to enhance policies, strategies, processes and programmes, contributing to the achievement of zero hunger and other SDGs					
CSP Output 11: Government institutions and local authorities receive technical assistance and capacity development for nationalized school feeding and nutrition programmes, inclusive of digital applications and sustainable and optimal models for urban, peri-urban and rural contexts.					
Output Indicator	Beneficiary Group	Sub Activity	Unit of measure	Planned	Actual
A.1.2 Number of nutritionally vulnerable people receiving food/cash-based transfers/commodity vouchers/capacity strengthening transfers through malnutrition treatment and prevention programmes (complementary with UNICEF, FAO, WHO)	Students (primary schools)	Prevention of acute malnutrition	Female Male Total	22,500 7,500 30,000	
A.1.3 Number of girls and boys receiving food/cash-based transfers/commodity vouchers/capacity strengthening transfers through school-based programmes	All	School feeding (on-site)	Female Male Total		5,656 6,057 11,713
A.2.1 Quantity of food provided through conditional or unconditional assistance			MT	2	
A.4.2 Total value of vouchers (value voucher or commodity voucher) transferred to family members of girls and boys benefiting from school-based programmes			USD		288,434

Other Output

Activity 08: Strengthen the capacity of government and private sector institutions to implement social protection through nationalized school feeding, nutrition programmes and local fortification that enhance diets and reduce acute and other forms of malnutrition.

Corporate Output 4.1: National actors have increased capacity and knowledge to enhance policies, strategies, processes and programmes, contributing to the achievement of zero hunger and other SDGs

CSP Output 11: Government institutions and local authorities receive technical assistance and capacity development for nationalized school feeding and nutrition programmes, inclusive of digital applications and sustainable and optimal models for urban, peri-urban and rural contexts.

Output indicator	Detailed indicator	Sub Activity	Unit of measure	Planned	Actual
C.16: Number of national institutions engaged in WFP capacity strengthening activities at national and subnational levels	C.16.g.5: Number of national/sub-national coordination mechanisms supported	School Based Programmes (CCS)	Number	51	51
C.16: Number of national institutions engaged in WFP capacity strengthening activities at national and subnational levels	C.16.g.6: Number of national/sub-national institutions benefitting from embedded or seconded expertise as a result of WFP capacity strengthening support	School Based Programmes (CCS)	Number	1	1
C.4: Number of people engaged in capacity strengthening initiatives facilitated by WFP to enhance national stakeholder capacities contributing to Zero Hunger	C.4.g.3: Number of national partner staff participating in training and other technical assistance initiatives	School Based Programmes (CCS)	Number	180	360
C.4: Number of people engaged in capacity strengthening initiatives facilitated by WFP to enhance national stakeholder capacities contributing to Zero Hunger	C.4.g.4: Number of school administrators and officials trained or certified	School Based Programmes (CCS)	Number	180	180
C.5: Number of capacity strengthening initiatives facilitated by WFP to enhance national stakeholder capacities to contribute to Zero Hunger and other SDGs	C.5.g.1: Number of advocacy and information exchange initiatives facilitated or implemented	School Based Programmes (CCS)	Number	6	6
C.6: Number of tools or products developed or revised to enhance national systems contributing to zero hunger and other SDGs as part of WFP capacity strengthening	C.6.g.1: Number of tools or products developed	School Based Programmes (CCS)	Number	1	1

Outcome Results

Activity 08: Strengthen the capacity of government and private sector institutions to implement social protection through nationalized school feeding, nutrition programmes and local fortification that enhance diets and reduce acute and other forms of malnutrition.

Outcome Indicator	Sex	Baseline	End-CSP Target	2023 Target	2023 Follow-up	Source
Target Group: Children of school age - Location: Tajikistan - Modality: Capacity Strengthening - Subactivity: School Based Programmes (CCS)						
Transition strategy for school health and nutrition and school feeding developed with WFP support	Overall	0	≥3	≥1	1	Secondary data
Target Group: Government institutions and schools - Location: Tajikistan - Modality: Capacity Strengthening - Subactivity: School Based Programmes (CCS)						
SABER school feeding index	Overall	1.8	≥2			Joint survey
Target Group: People covered by national social protection systems - Location: Tajikistan - Modality: Capacity Strengthening - Subactivity: SC/Other Services						

Number of people covered (WFP indirect beneficiaries) by national social protection systems or programmes to which WFP provided technical support	Overall	0	≥200,000	≥200,000	234,600	Secondary data
Target Group: Public and Private Institutions - Location: Tajikistan - Modality: Capacity Strengthening - Subactivity: Malnutrition Prevention (CCS)						
Number of national policies, strategies, programmes and other system components contributing to Zero Hunger and other SDGs enhanced with WFP capacity strengthening support	Overall	0	≥1	≥1	1	Secondary data
Number of national policies, strategies, programmes and other system components relating to school health and nutrition/including school feeding enhanced/developed with WFP capacity strengthening support and/or advocacy	Overall	0	≥1	≥1	1	Secondary data
Target Group: Public and Private Institutions - Location: Tajikistan - Modality: Capacity Strengthening - Subactivity: Malnutrition Treatment (CCS)						
Number of national policies, strategies, programmes and other system components contributing to Zero Hunger and other SDGs enhanced with WFP capacity strengthening support	Overall	0	≥1	≥1	1	Secondary data
Number of national policies, strategies, programmes and other system components relating to school health and nutrition/including school feeding enhanced/developed with WFP capacity strengthening support and/or advocacy	Overall	0	≥1	≥1	1	Secondary data
Target Group: Public and Private Institutions - Location: Tajikistan - Modality: Capacity Strengthening - Subactivity: School Based Programmes (CCS)						
Number of national policies, strategies, programmes and other system components contributing to Zero Hunger and other SDGs enhanced with WFP capacity strengthening support	Overall	0	≥2	≥2	2	Secondary data
Number of national policies, strategies, programmes and other system components relating to school health and nutrition/including school feeding enhanced/developed with WFP capacity strengthening support and/or advocacy	Overall	0	≥2	≥2	2	Secondary data
Activity 09: Provide policy advice and technical assistance to public institutions, academia and private sector stakeholders involved in advocating for and implementing food security and nutrition programmes, including emergency preparedness.						
Outcome Indicator	Sex	Baseline	End-CSP Target	2023 Target	2023 Follow-up	Source
Target Group: Public and Private Institutions - Location: Tajikistan - Modality: Capacity Strengthening - Subactivity: Climate and weather risk information services (CCS)						
Number of national policies, strategies, programmes and other system components contributing to Zero Hunger and other SDGs enhanced with WFP capacity strengthening support	Overall	0	≥2	≥2	2	Secondary data
Target Group: Public and Private Institutions - Location: Tajikistan - Modality: Capacity Strengthening - Subactivity: Emergency Preparedness Activities (CCS)						

Number of national policies, strategies, programmes and other system components contributing to Zero Hunger and other SDGs enhanced with WFP capacity strengthening support	Overall	0	≥1	≥1	1	Secondary data
Target Group: Public and Private Institutions - Location: Tajikistan - Modality: Capacity Strengthening - Subactivity: SC/Other Services						
Number of national policies, strategies, programmes and other system components contributing to Zero Hunger and other SDGs enhanced with WFP capacity strengthening support	Overall	0	≥1	≥1	1	Secondary data

Cross-cutting Indicators

Nutrition integration indicators

Nutrition integration indicators						
Cross-cutting indicators at Activity level						
Activity 01: Carry out climate adaptation, asset creation, market access support and livelihoods building activities through nutrition-sensitive and ecological approaches aimed at fostering resilience to shocks and stressors and increasing smallholder farmer production and income.						
CrossCutting Indicator	Sex	Baseline	End-CSP Target	2023 Target	2023 Follow-up	Source
Target Group: Beneficiaries of WFP programs - Location: Tajikistan - Modality: Cash - Subactivity: Other Climate adaptation and risk management Activities						
Percentage of people supported by WFP operations and services who are able to meet their nutritional needs through an effective combination of fortified food, specialized nutritious products and actions to support diet diversification	Female	100	≥80	≥80		WFP programme monitoring WFP programme monitoring WFP programme monitoring
	Male	100	≥80	≥80		
	Overall	100	≥80	≥80		
Target Group: Targeted rural and urban households and smallholder farmers groups - Location: Tajikistan - Modality: Cash - Subactivity: Other Climate adaptation and risk management Activities						
Percentage of WFP beneficiaries who benefit from a nutrition-sensitive programme component	Female	100	=100	≥80		WFP programme monitoring WFP programme monitoring WFP programme monitoring
	Male	100	=100	≥80		
	Overall	100	=100	≥80		
Activity 02: Provide nutritionally-balanced school meals to targeted schoolchildren.						
CrossCutting Indicator	Sex	Baseline	End-CSP Target	2023 Target	2023 Follow-up	Source
Target Group: Beneficiaries of WFP programs - Location: Tajikistan - Modality: Food - Subactivity: School feeding (on-site)						
Percentage of people supported by WFP operations and services who are able to meet their nutritional needs through an effective combination of fortified food, specialized nutritious products and actions to support diet diversification	Female	100	≥80	≥80		WFP programme monitoring WFP programme monitoring WFP programme monitoring
	Male	100	≥80	≥80		
	Overall	100	≥80	≥80		
Target Group: Girls and boys of primary school age in targeted schools - Location: Tajikistan - Modality: Food - Subactivity: School feeding (on-site)						

Percentage of WFP beneficiaries who benefit from a nutrition-sensitive programme component	Female	100	=100	≥80	WFP programme monitoring
	Male	100	=100	≥80	
	Overall	100	=100	≥80	

Activity 03: Treat moderate acute malnutrition in children age 6-59 months and strengthen local capacity to manage nutrition programmes.

CrossCutting Indicator	Sex	Baseline	End-CSP Target	2023 Target	2023 Follow-up	Source
------------------------	-----	----------	----------------	-------------	----------------	--------

Target Group: Beneficiaries of WFP programs - **Location:** Tajikistan - **Modality:** Food - **Subactivity:** Treatment of moderate acute malnutrition

Percentage of people supported by WFP operations and services who are able to meet their nutritional needs through an effective combination of fortified food, specialized nutritious products and actions to support diet diversification	Female	100	≥80	≥80	WFP programme monitoring
	Male	100	≥80	≥80	
	Overall	100	≥80	≥80	

Target Group: Targeted children aged 6-59 months - **Location:** Tajikistan - **Modality:** Food - **Subactivity:** Treatment of moderate acute malnutrition

Percentage of WFP beneficiaries who benefit from a nutrition-sensitive programme component	Female	100	=100	≥80	WFP programme monitoring
	Male	100	=100	≥80	
	Overall	100	=100	≥80	

Activity 05: Provide food assistance, nutrition-focused social behaviour change communication, post-crisis reconstruction and livelihoods building activities to refugees and food insecure populations affected by crises or natural disasters.

CrossCutting Indicator	Sex	Baseline	End-CSP Target	2023 Target	2023 Follow-up	Source
------------------------	-----	----------	----------------	-------------	----------------	--------

Target Group: Beneficiaries of WFP programs - **Location:** Tajikistan - **Modality:** Food - **Subactivity:** General Distribution

Percentage of people supported by WFP operations and services who are able to meet their nutritional needs through an effective combination of fortified food, specialized nutritious products and actions to support diet diversification	Female	100	≥80	≥80	WFP programme monitoring
	Male	100	≥80	≥80	
	Overall	100	≥80	≥80	

Target Group: Food insecure population in selected districts - **Location:** Tajikistan - **Modality:** Food - **Subactivity:** General Distribution

Percentage of WFP beneficiaries who benefit from a nutrition-sensitive programme component	Female	100	=100	≥80	WFP programme monitoring
	Male	100	=100	≥80	
	Overall	100	=100	≥80	
					WFP programme monitoring
					WFP programme monitoring

Environmental sustainability indicators

Environmental sustainability indicators						
Cross-cutting indicators at Activity level						
Activity 01: Carry out climate adaptation, asset creation, market access support and livelihoods building activities through nutrition-sensitive and ecological approaches aimed at fostering resilience to shocks and stressors and increasing smallholder farmer production and income.						
CrossCutting Indicator	Sex	Baseline	End-CSP Target	2023 Target	2023 Follow-up	Source
Target Group: FLAS/MOUs/Construction - Location: Tajikistan - Modality: Capacity Strengthening, Cash - Subactivity: Other Climate adaptation and risk management Activities						
Proportion of field-level agreements (FLAs)/memorandums of understanding (MOUs)/construction contracts (CCs) for CSP activities screened for environmental and social risks	Overall	0	=100	≥50	83.33	Secondary data

Gender equality and women's empowerment indicators

Gender equality and women's empowerment indicators						
Cross-cutting indicators at CSP level						
CrossCutting Indicator	Sex	Baseline	End-CSP Target	2023 Target	2023 Follow-up	Source
Percentage of food assistance decision making entity members who are women	Overall	18	≥30			Secondary data

Gender equality and women's empowerment indicators						
Cross-cutting indicators at Activity level						
Activity 01: Carry out climate adaptation, asset creation, market access support and livelihoods building activities through nutrition-sensitive and ecological approaches aimed at fostering resilience to shocks and stressors and increasing smallholder farmer production and income.						
CrossCutting Indicator	Sex	Baseline	End-CSP Target	2023 Target	2023 Follow-up	Source
Target Group: Beneficiaries of cash assistance - Location: Tajikistan - Modality: Cash - Subactivity: Other Climate adaptation and risk management Activities						
Percentage of households where women, men, or both women and men make decisions on the use of food/cash/vouchers, disaggregated by transfer modality - <i>Decisions jointly made by women and men</i>	Overall	45.8	≥50			WFP programme monitoring
Percentage of households where women, men, or both women and men make decisions on the use of food/cash/vouchers, disaggregated by transfer modality - <i>Decisions made by men</i>	Overall	46.1	≥20			WFP programme monitoring
Percentage of households where women, men, or both women and men make decisions on the use of food/cash/vouchers, disaggregated by transfer modality - <i>Decisions made by women</i>	Overall	8.2	≥20			WFP programme monitoring
Activity 05: Provide food assistance, nutrition-focused social behaviour change communication, post-crisis reconstruction and livelihoods building activities to refugees and food insecure populations affected by crises or natural disasters.						
CrossCutting Indicator	Sex	Baseline	End-CSP Target	2023 Target	2023 Follow-up	Source
Target Group: Vulnerable households who received food assistance - Location: Tajikistan - Modality: Food - Subactivity: General Distribution						
Percentage of households where women, men, or both women and men make decisions on the use of food/cash/vouchers, disaggregated by transfer modality - <i>Decisions jointly made by women and men</i>	Overall	39.6	≥40			WFP programme monitoring
Percentage of households where women, men, or both women and men make decisions on the use of food/cash/vouchers, disaggregated by transfer modality - <i>Decisions made by men</i>	Overall	31.3	≤40			WFP programme monitoring
Percentage of households where women, men, or both women and men make decisions on the use of food/cash/vouchers, disaggregated by transfer modality - <i>Decisions made by women</i>	Overall	29.1	≥30			WFP programme monitoring

Protection indicators

Protection indicators						
Cross-cutting indicators at CSP level						
CrossCutting Indicator	Sex	Baseline	End-CSP Target	2023 Target	2023 Follow-up	Source
Country office meets or exceeds UNDIS entity accountability framework standards concerning accessibility (QCPR)	Overall	Missing	Exceeding	Approaching	Approaching	WFP programme monitoring
Number of women, men, boys and girls with disabilities accessing food/cash-based transfers/commodity vouchers/capacity strengthening services	Female				6,157	WFP programme monitoring
	Male				7,617	WFP programme monitoring
	Overall				12,328	WFP programme monitoring

Protection indicators						
Cross-cutting indicators at Activity level						
Activity 05: Provide food assistance, nutrition-focused social behaviour change communication, post-crisis reconstruction and livelihoods building activities to refugees and food insecure populations affected by crises or natural disasters.						
CrossCutting Indicator	Sex	Baseline	End-CSP Target	2023 Target	2023 Follow-up	Source
Target Group: Targeted food insecure HHs in selected districts - Location: Tajikistan - Modality: Food - Subactivity: General Distribution						
Percentage of beneficiaries reporting no safety concerns experienced as a result of their engagement in WFP programmes	Female	98.8	=100			WFP programme monitoring
	Male	97.98	=100			WFP programme monitoring
	Overall	98.29	=100			WFP programme monitoring
Percentage of beneficiaries who report being treated with respect as a result of their engagement in programmes	Female	97.36	=100			WFP programme monitoring
	Male	98.7	=100			WFP programme monitoring
	Overall	98.29	=100			WFP programme monitoring
Percentage of beneficiaries who report they experienced no barriers to accessing food and nutrition assistance	Female	91.35	=100			WFP programme monitoring
	Male	93.79	=100			WFP programme monitoring
	Overall	92.87	=100			WFP programme monitoring

Accountability to Affected Population indicators

Accountability indicators						
Cross-cutting indicators at CSP level						
CrossCutting Indicator	Sex	Baseline	End-CSP Target	2023 Target	2023 Follow-up	Source
Country office has a functioning community feedback mechanism	Overall	No	Yes	No	No	WFP programme monitoring
Country office has an action plan on community engagement	Overall	No	Yes	No	No	WFP programme monitoring
Country office meets or exceeds United Nations Disability Inclusion Strategy (UNDIS) standards on consulting organizations of persons with disabilities (QCPR)	Overall	Missing	Meeting	Missing	Missing	WFP programme monitoring
Number of children and adults who have access to a safe and accessible channel to report sexual exploitation and abuse by humanitarian, development, protection and/or other personnel who provide assistance to affected populations (IOM, OHCHR, UNDP)	Female	102,846				WFP programme monitoring
	Male	102,621				WFP programme monitoring
	Overall	205,644				WFP programme monitoring

Accountability indicators						
Cross-cutting indicators at Activity level						
Activity 05: Provide food assistance, nutrition-focused social behaviour change communication, post-crisis reconstruction and livelihoods building activities to refugees and food insecure populations affected by crises or natural disasters.						
CrossCutting Indicator	Sex	Baseline	End-CSP Target	2023 Target	2023 Follow-up	Source
Target Group: Food insecure HHs in selected districts - Location: Tajikistan - Modality: Food - Subactivity: General Distribution						
Percentage of beneficiaries reporting they were provided with accessible information about WFP programmes, including PSEA	Female	6.01	≥80	≥100		WFP programme monitoring
	Male	6.79	≥80	≥100		WFP programme monitoring
	Overall	6.5	≥80	≥100		WFP programme monitoring

Cover page photo © WFP/Guljahon Hamroboyzoda

WFP school feeding programme in Sughd Region.

World Food Programme

Contact info

Adham Musallam

adham.musallam@wfp.org

Financial Section

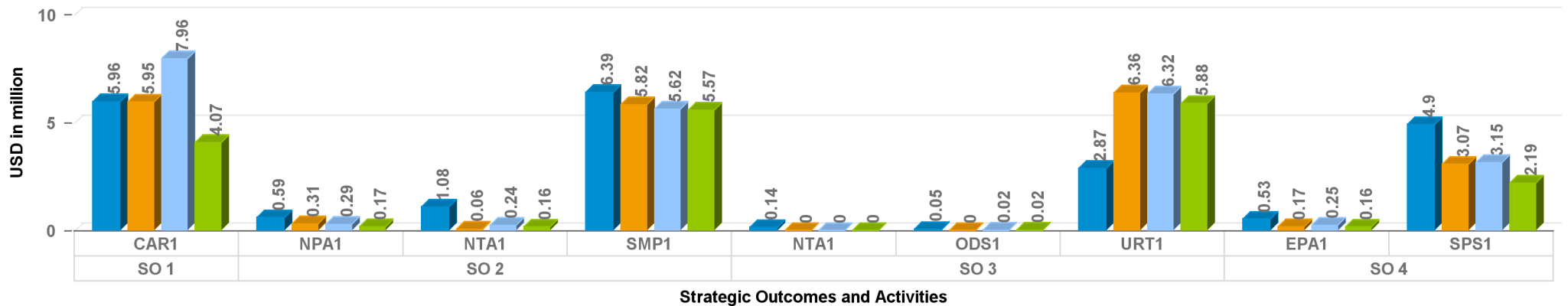
Financial information is taken from WFP's financial records which have been submitted to WFP's auditors.

Annual Country Report

Tajikistan Country Portfolio Budget 2023 (2023-2026)

Annual Financial Overview for the period 1 January to 31 December 2023 (Amount in USD)

Annual CPB Overview



■ Needs Based Plan ■ Implementation Plan ■ Available Resources ■ Expenditures

Code	Strategic Outcome	
SO 1	By 2026, food-insecure and vulnerable populations in urban and rural areas have strengthened livelihoods, resilience and adaptive capacities through improved climate-resilient and nutrition-sensitive agri-food value chains.	
SO 2	By 2026, rural and urban populations in targeted areas have improved food security and nutrition for inclusive human development.	
SO 3	By 2026, crisis-affected and nutritionally vulnerable populations are better able to meet urgent food needs, and national systems and subnational capacity to address cumulative impacts of disasters and crises are strengthened, enabling affected communities to build back better.	
SO 4	Government institutions are strengthened in order to accelerate and sustain results contributing to inclusive social protection programmes and strengthened national and subnational food systems by 2026 in Tajikistan.	
Code	Activity Code	Country Activity Long Description
SO 1	CAR1	Carry out climate adaptation, asset creation, market access support and livelihoods building activities through nutrition-sensitive and ecological approaches aimed at fostering resilience to shocks and stressors and increasing smallholder farmer production and income.
SO 2	NPA1	Provide social behaviour change communication interventions with targeted groups to improve dietary diversity and prevent malnutrition.
SO 2	NTA1	Treat moderate acute malnutrition in children age 6-59 months and strengthen local capacity to manage nutrition programmes.
SO 2	SMP1	Provide nutritionally-balanced school meals to targeted schoolchildren.
SO 3	NTA1	Provide nutrition-treatment packages for malnourished children age 6-59 months, pregnant and lactating women and girls and other nutritionally vulnerable populations and individuals.
SO 3	ODS1	Provide on-demand services for governmental institutions, development actors and other partners, including private sector partners.
SO 3	URT1	Provide food assistance, nutrition-focused social behaviour change communication, post-crisis reconstruction and livelihoods building activities to refugees and food insecure populations affected by crises or natural disasters.
SO 4	EPA1	Provide policy advice and technical assistance to public institutions, academia and private sector stakeholders involved in advocating for and implementing food security and nutrition programmes, including emergency preparedness.
SO 4	SPS1	Strengthen the capacity of government and private sector institutions to implement social protection through nationalized school feeding, nutrition programmes and local fortification that enhance diets and reduce acute and other forms of malnutrition.

Annual Country Report

Tajikistan Country Portfolio Budget 2023 (2023-2026)

Annual Financial Overview for the period 1 January to 31 December 2023 (Amount in USD)

SDG Target	Strategic Outcome	Country Activity Description	Needs Based Plan	Implementation Plan	Available Resources	Expenditures
	Non SO Specific	Non Activity Specific	0	0	5,954,579	0
Subtotal SDG Target			0	0	5,954,579	0
2.1	By 2026, crisis-affected and nutritionally vulnerable populations are better able to meet urgent food needs, and national systems and subnational capacity to address cumulative impacts of disasters and crises are strengthened, enabling affected communities to build back better.	Provide food assistance, nutrition-focused social behaviour change communication, post-crisis reconstruction and livelihoods building activities to refugees and food insecure populations affected by crises or natural disasters.	2,866,342	6,360,673	6,319,779	5,875,188
		Provide nutrition-treatment packages for malnourished children age 6–59 months, pregnant and lactating women and girls and other nutritionally vulnerable populations and individuals.	138,691	0	0	0
		Provide on-demand services for governmental institutions, development actors and other partners, including private sector partners.	50,000	0	19,452	16,802
Subtotal SDG Target 2.1 Access to Food (SDG Target 2.1)			3,055,034	6,360,673	6,339,231	5,891,990

Annual Country Report

Tajikistan Country Portfolio Budget 2023 (2023-2026)

Annual Financial Overview for the period 1 January to 31 December 2023 (Amount in USD)

SDG Target	Strategic Outcome	Country Activity Description	Needs Based Plan	Implementation Plan	Available Resources	Expenditures
2.2	By 2026, rural and urban populations in targeted areas have improved food security and nutrition for inclusive human development.	Provide nutritionally-balanced school meals to targeted schoolchildren.	6,385,824	5,823,451	5,621,295	5,569,691
		Provide social behaviour change communication interventions with targeted groups to improve dietary diversity and prevent malnutrition.	592,860	309,793	285,260	167,839
		Treat moderate acute malnutrition in children age 6-59 months and strengthen local capacity to manage nutrition programmes.	1,077,346	57,397	239,471	159,728
Subtotal SDG Target 2.2 End Malnutrition (SDG Target 2.2)			8,056,029	6,190,641	6,146,026	5,897,258
2.4	By 2026, food-insecure and vulnerable populations in urban and rural areas have strengthened livelihoods, resilience and adaptive capacities through improved climate-resilient and nutrition-sensitive agri-food value chains.	Carry out climate adaptation, asset creation, market access support and livelihoods building activities through nutrition-sensitive and ecological approaches aimed at fostering resilience to shocks and stressors and increasing smallholder farmer production and income.	5,956,685	5,946,322	7,955,321	4,071,355
Subtotal SDG Target 2.4 Sustainable Food System (SDG Target 2.4)			5,956,685	5,946,322	7,955,321	4,071,355

Annual Country Report

Tajikistan Country Portfolio Budget 2023 (2023-2026)

Annual Financial Overview for the period 1 January to 31 December 2023 (Amount in USD)

SDG Target	Strategic Outcome	Country Activity Description	Needs Based Plan	Implementation Plan	Available Resources	Expenditures
17.9	Government institutions are strengthened in order to accelerate and sustain results contributing to inclusive social protection programmes and strengthened national and subnational food systems by 2026 in Tajikistan.	Provide policy advice and technical assistance to public institutions, academia and private sector stakeholders involved in advocating for and implementing food security and nutrition programmes, including emergency preparedness.	526,682	170,110	245,332	157,012
		Strengthen the capacity of government and private sector institutions to implement social protection through nationalized school feeding, nutrition programmes and local fortification that enhance diets and reduce acute and other forms of malnutrition.	4,902,213	3,068,258	3,149,510	2,193,887
Subtotal SDG Target 17.9 Capacity Building (SDG Target 17.9)			5,428,895	3,238,369	3,394,842	2,350,899
Total Direct Operational Cost			22,496,644	21,736,005	29,789,999	18,211,503
Direct Support Cost (DSC)			1,372,044	2,667,979	2,428,866	2,000,311
Total Direct Costs			23,868,688	24,403,985	32,218,865	20,211,814
Indirect Support Cost (ISC)			1,548,016	1,586,259	704,720	704,720
Grand Total			25,416,704	25,990,244	32,923,585	20,916,534



Wanee Piyabongkarn
Chief

Contribution Accounting and Donor Financial Reporting Branch

Columns Definition

Needs Based Plan

Latest annual approved version of operational needs as of December of the reporting year. WFP's needs-based plans constitute an appeal for resources to implement operations which are designed based on needs assessments undertaken in collaboration with government counterparts and partners

Implementation Plan

Implementation Plan as of January of the reporting period which represents original operational prioritized needs taking into account funding forecasts of available resources and operational challenges

Available Resources

Unspent Balance of Resources carried forward, Allocated contribution in the current year, Advances and Other resources in the current year. It excludes contributions that are stipulated by donor for use in future years

Expenditures

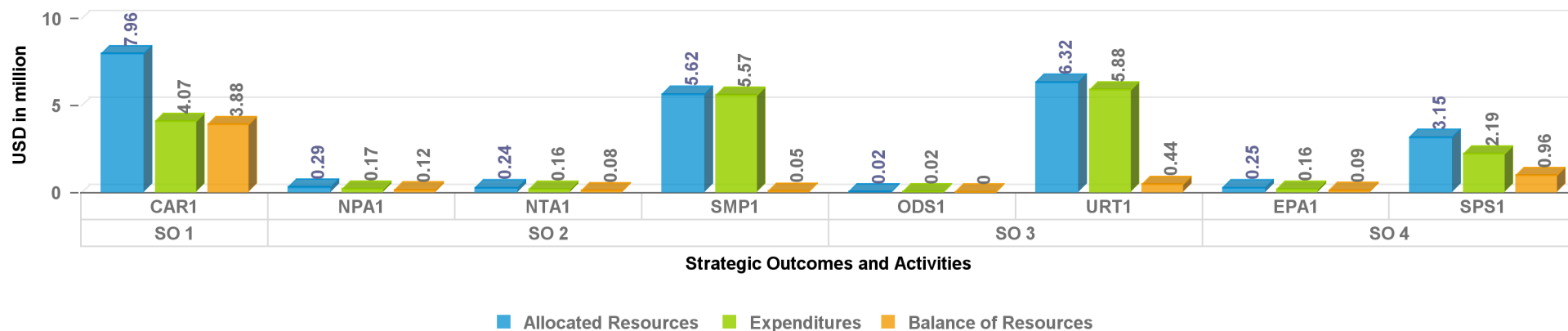
Monetary value of goods and services received and recorded within the reporting year

Annual Country Report

Tajikistan Country Portfolio Budget 2023 (2023-2026)

Cumulative Financial Overview as at 31 December 2023 (Amount in USD)

Cumulative CPB Overview



Code	Strategic Outcome
SO 1	By 2026, food-insecure and vulnerable populations in urban and rural areas have strengthened livelihoods, resilience and adaptive capacities through improved climate-resilient and nutrition-sensitive agri-food value chains.
SO 2	By 2026, rural and urban populations in targeted areas have improved food security and nutrition for inclusive human development.
SO 3	By 2026, crisis-affected and nutritionally vulnerable populations are better able to meet urgent food needs, and national systems and subnational capacity to address cumulative impacts of disasters and crises are strengthened, enabling affected communities to build back better.
SO 4	Government institutions are strengthened in order to accelerate and sustain results contributing to inclusive social protection programmes and strengthened national and subnational food systems by 2026 in Tajikistan.

Code	Activity Code	Country Activity - Long Description
SO 1	CAR1	Carry out climate adaptation, asset creation, market access support and livelihoods building activities through nutrition-sensitive and ecological approaches aimed at fostering resilience to shocks and stressors and increasing smallholder farmer production and income.
SO 2	NPA1	Provide social behaviour change communication interventions with targeted groups to improve dietary diversity and prevent malnutrition.
SO 2	NTA1	Treat moderate acute malnutrition in children age 6-59 months and strengthen local capacity to manage nutrition programmes.
SO 2	SMP1	Provide nutritionally-balanced school meals to targeted schoolchildren.
SO 3	ODS1	Provide on-demand services for governmental institutions, development actors and other partners, including private sector partners.
SO 3	URT1	Provide food assistance, nutrition-focused social behaviour change communication, post-crisis reconstruction and livelihoods building activities to refugees and food insecure populations affected by crises or natural disasters.
SO 4	EPA1	Provide policy advice and technical assistance to public institutions, academia and private sector stakeholders involved in advocating for and implementing food security and nutrition programmes, including emergency preparedness.
SO 4	SPS1	Strengthen the capacity of government and private sector institutions to implement social protection through nationalized school feeding, nutrition programmes and local fortification that enhance diets and reduce acute and other forms of malnutrition.

Annual Country Report

Tajikistan Country Portfolio Budget 2023 (2023-2026)

Cumulative Financial Overview as at 31 December 2023 (Amount in USD)

SDG Target	Strategic Outcome	Country Activity Description	Needs Based Plan	Allocated Contributions	Advance and Allocation	Allocated Resources	Expenditures	Balance of Resources
2.1	By 2026, crisis-affected and nutritionally vulnerable populations are better able to meet urgent food needs, and national systems and subnational capacity to address cumulative impacts of disasters and crises are strengthened, enabling affected communities to build back better.	Provide food assistance, nutrition-focused social behaviour change communication, post-crisis reconstruction and livelihoods building activities to refugees and food insecure populations affected by crises or natural disasters.	2,866,342	6,319,779	0	6,319,779	5,875,188	444,591
		Provide nutrition-treatment packages for malnourished children age 6–59 months, pregnant and lactating women and girls and other nutritionally vulnerable populations and individuals.	138,691	0	0	0	0	0

This computer generated report is certified by the Chief of Contribution Accounting and Donor Financial Reporting Branch (FINC)

Annual Country Report

Tajikistan Country Portfolio Budget 2023 (2023-2026)

Cumulative Financial Overview as at 31 December 2023 (Amount in USD)

SDG Target	Strategic Outcome	Country Activity Description	Needs Based Plan	Allocated Contributions	Advance and Allocation	Allocated Resources	Expenditures	Balance of Resources
2.1	By 2026, crisis-affected and nutritionally vulnerable populations are better able to meet urgent food needs, and national systems and subnational capacity to address cumulative impacts of disasters and crises are strengthened, enabling affected communities to build back better.	Provide on-demand services for governmental institutions, development actors and other partners, including private sector partners.	50,000	19,452	0	19,452	16,802	2,649
Subtotal SDG Target 2.1 Access to Food (SDG Target 2.1)			3,055,034	6,339,231	0	6,339,231	5,891,990	447,240
2.2	By 2026, rural and urban populations in targeted areas have improved food security and nutrition for inclusive human development.	Provide nutritionally-balanced school meals to targeted schoolchildren.	6,385,824	5,621,295	0	5,621,295	5,569,691	51,605
		Provide social behaviour change communication interventions with targeted groups to improve dietary diversity and prevent malnutrition.	592,860	285,260	0	285,260	167,839	117,421
		Treat moderate acute malnutrition in children age 6-59 months and strengthen local capacity to manage nutrition programmes.	1,077,346	239,471	0	239,471	159,728	79,743
Subtotal SDG Target 2.2 End Malnutrition (SDG Target 2.2)			8,056,029	6,146,026	0	6,146,026	5,897,258	248,768

This computer generated report is certified by the Chief of Contribution Accounting and Donor Financial Reporting Branch (FINC)

Annual Country Report

Tajikistan Country Portfolio Budget 2023 (2023-2026)

Cumulative Financial Overview as at 31 December 2023 (Amount in USD)

SDG Target	Strategic Outcome	Country Activity Description	Needs Based Plan	Allocated Contributions	Advance and Allocation	Allocated Resources	Expenditures	Balance of Resources
2.4	By 2026, food-insecure and vulnerable populations in urban and rural areas have strengthened livelihoods, resilience and adaptive capacities through improved climate-resilient and nutrition-sensitive agri-food value chains.	Carry out climate adaptation, asset creation, market access support and livelihoods building activities through nutrition-sensitive and ecological approaches aimed at fostering resilience to shocks and stressors and increasing smallholder farmer production and income.	5,956,685	7,955,321	0	7,955,321	4,071,355	3,883,966
Subtotal SDG Target 2.4 Sustainable Food System (SDG Target 2.4)			5,956,685	7,955,321	0	7,955,321	4,071,355	3,883,966
17.9	Government institutions are strengthened in order to accelerate and sustain results contributing to inclusive social protection programmes and strengthened national and subnational food systems by 2026 in Tajikistan.	Provide policy advice and technical assistance to public institutions, academia and private sector stakeholders involved in advocating for and implementing food security and nutrition programmes, including emergency preparedness.	526,682	245,332	0	245,332	157,012	88,320
		Strengthen the capacity of government and private sector institutions to implement social protection through nationalized school feeding, nutrition programmes and local fortification that enhance diets and reduce acute and other forms of malnutrition.	4,902,213	3,149,510	0	3,149,510	2,193,887	955,623
Subtotal SDG Target 17.9 Capacity Building (SDG Target 17.9)			5,428,895	3,394,842	0	3,394,842	2,350,899	1,043,943

This computer generated report is certified by the Chief of Contribution Accounting and Donor Financial Reporting Branch (FINC)

Annual Country Report

Tajikistan Country Portfolio Budget 2023 (2023-2026)

Cumulative Financial Overview as at 31 December 2023 (Amount in USD)

SDG Target	Strategic Outcome	Country Activity Description	Needs Based Plan	Allocated Contributions	Advance and Allocation	Allocated Resources	Expenditures	Balance of Resources
	Non SO Specific	Non Activity Specific	0	5,954,579	0	5,954,579	0	5,954,579
Subtotal SDG Target			0	5,954,579	0	5,954,579	0	5,954,579
Total Direct Operational Cost			22,496,644	29,789,999	0	29,789,999	18,211,503	11,578,497
Direct Support Cost (DSC)			1,372,044	2,428,866	0	2,428,866	2,000,311	428,554
Total Direct Costs			23,868,688	32,218,865	0	32,218,865	20,211,814	12,007,051
Indirect Support Cost (ISC)			1,548,016	1,568,605		1,568,605	1,568,605	0
Grand Total			25,416,704	33,787,470	0	33,787,470	21,780,419	12,007,051

This donor financial report is interim



Wanee Piyabongkarn
Chief

Contribution Accounting and Donor Financial Reporting Branch

Columns Definition

Needs Based Plan

Latest approved version of operational needs. WFP's needs-based plans constitute an appeal for resources to implement operations which are designed based on needs assessments undertaken in collaboration with government counterparts and partners

Allocated Contributions

Allocated contributions include confirmed contributions with exchange rate variations, multilateral contributions, miscellaneous income, resource transferred, cost recovery and other financial adjustments (e.g. refinancing). It excludes internal advance and allocation and contributions that are stipulated by donor for use in future years.

Advance and allocation

Internal advanced/allocated resources but not repaid. This includes different types of internal advance (Internal Project Lending or Macro-advance Financing) and allocation (Immediate Response Account)

Allocated Resources

Sum of Allocated Contributions, Advance and Allocation

Expenditures

Cumulative monetary value of goods and services received and recorded within the reporting period

Balance of Resources

Allocated Resources minus Expenditures