WFP
World Food Programme

SAVING LIVES

CHANGING LIVES

Eswatini
Annual Country Report 2024

Country Strategic Plan
2020 - 2025

Table of contents

Overview . . . 3

Operational context . . . 9

Country office story . . . 11

Programme performance . . . 13

Strategic outcome 01 . . . 13

Strategic outcome 02 . . . 15

Strategic outcome 03 . . . 17

Cross-cutting results . . . 19

Gender equality and women's empowerment . . . 19

Protection and accountability to affected people . . . 21

Environmental sustainability . . . 22

Nutrition integration . . . 24

Partnerships . . . 25

Financial Overview . . . 27

Data Notes . . . 30

Annex . . . 32

Reporting on beneficiary information in WFP's annual country reports . . . 32

Figures and Indicators . . . 33

Beneficiaries by Sex and Age Group . . . 33

Beneficiaries by Residence Status . . . 33

Beneficiaries by Programme Area . . . 33

Annual Food Transfer (mt) . . . 33

Annual Cash Based Transfer and Commodity Voucher (USD) . . . 34

Strategic Outcome and Output Results . . . 35

Cross-cutting Indicators . . . 44

Overview

Key messages

- WFP leverages Vulnerability Assessment and Analysis evidence to strategically direct support to the most food insecure people in regions classified as Integrated Food Security Phase Classification (IPC) phase three and four.
- WFP consistently enhances its provision of skills development and training programs, equipping beneficiaries with practical skills to boost their income-generating potential. Caregivers were trained on handcraft and business management to improve their livelihood.
- WFP employs gender-responsive approaches to ensure equitable participation and benefits. The smallholder farmers support has successfully reached more women than men.

Eswatini continues to face aggravated vulnerabilities due to extreme weather events such as dry spells and floods, negatively impacting food security and livelihoods. The 2023/24 agricultural season was characterized by an early onset of rainfall in most parts of the country as well as challenges of extreme weather events, such as the heat wave from December to February, and hail and storms affecting the agricultural sector.

Food Security and Livelihoods: The 2024 Vulnerability Assessment and Analysis (VAA) report reveals alarming figures: between June and September, an estimated 243,500 people, accounting for 20 percent of the population, were in IPC Phase 3 (Crisis) or worse. Furthermore, projections for the period from October 2024 to March 2025 estimated that 304,000 people will be classified in IPC Phase 3 (Crisis), and an additional 34,400 people will be in IPC Phase 4 (Emergency). These statistics underscore the urgent need for interventions to address food security and support the most food insecure people.

Employment and Economic Challenges: Eswatini also grapples with significant socioeconomic challenges, particularly in the labour market and increase in food prices due to inflation. Unemployment remains a pressing issue, especially among young people aged 15-24, who faced an unemployment rate of 59.1percent in 2021. This high rate of youth unemployment poses long-term implications for the country's economic development, food security, and social stability [1].

Health and Nutrition: The Multiple Indicator Cluster Survey (MICS) 2021/2022 provides insight into the health and nutritional status of children under five years old. The survey reports that 1 in 5 (20 percent) children are stunted, with higher rates of stunting observed in rural areas (21 percent) compared to urban areas (17 percent). These figures highlight the persistent health and nutritional challenges faced by young children in Eswatini, highlighting the need for targeted interventions to improve child health and nutrition status.

In 2024, the World Food Programme (WFP) continued to play a vital role in addressing these challenges by contributing to the UN Sustainable Development Cooperation Framework (UNSDCF) 2021-2025. WFP provided input during quarterly meetings and actively participated in the evaluation of the UNDSCF, offering feedback and serving on the evaluation steering committee and the UN Country Team (UNCT).

The country office implemented various capacity-strengthening initiatives in collaboration with the Ministry of Agriculture and local NGOs. These efforts aimed to support smallholder farmers and enhance their resilience to climate shocks. Through the Home Grown School Feeding (HGSF) program and Neighborhood Care Points (NCP), WFP reached a total of 124,892 beneficiaries, with a nearly equal gender distribution of 51 percent females and 49 percent males. However, due to funding constraints, there was a significant reduction in beneficiaries reached through cash-based transfers, decreasing from 54,812 in 2023 to just 8,244 in 2024. WFP's beneficiary information and transfer management platform (SCOPE) was utilized to ensure efficient and accountable distribution of assistance. The average duration of assistance for unconditional resources transfer was reduced to 113 days out of a planned 182 days due to resource constraints. The 2024 school feeding duration of assistance, which includes NCPs and HGSF schools, was 234 days out of a planned 264. This is was due to the absence of distribution in January 2024, as schools opened in the last week of January following the announcement made in the same month.

WFP's efforts were further amplified through partnerships with NGOs. For instance, WFP collaborated with Young Heroes to strengthen the capacity of smallholder farmers through the NCP Self-sufficiency Project. Additionally, the Adventist Development and Relief Agency (ADRA) was engaged to monitor fifty (50) schools under the HGSF value voucher for eggs and vegetable project, reaching 24,615 school children. This was achieved through funding from the Government of Japan.

WFP continued to support the national social protection system by assisting vulnerable children under six years of age in Neighborhood Care Points in the Lubombo and Shiselweni regions, reaching a total of 26,597 children with in-kind support. This support aimed at improving the well-being and development of young children, ensuring they receive essential Early Childhood Development (ECD) services such as nutrition, healthcare, and early education. In addition to addressing food security and nutritional needs, WFP supported the Government of Eswatini's National Disaster Management Agency by providing drones and training on their usage. These drones, handed over through the Deputy Prime Minister's Office, enhance the Government's disaster preparedness and response efforts. The drones facilitate data collection, monitoring, and assessment of disaster-affected areas, enabling more effective and timely interventions.

WFP also implemented a livelihoods project for People Living with HIV/AIDS and people with disabilities, aiming to improve their economic opportunities and quality of life. This project provided training, resources, and support to help participants develop sustainable livelihoods and achieve greater self-sufficiency. By addressing the specific needs of People Living with HIV/AIDS, the project promoted social inclusion and resilience. The project also integrated gender-responsive approaches and disability inclusion ensuring that both women and men benefit equally to address structural causes of gender inequality.

Eswatini's ongoing challenges related to extreme weather events, food insecurity, undernutrition, high HIV prevalence and unemployment underscore the need for comprehensive and coordinated efforts to address these issues. WFP's contributions through various projects and partnerships have increased the resilience of Government institutions, systems and above all, the communities. However, continued support and collaboration are essential to improve the well-being of all citizens to achieve SDG2 by 2030.

By prioritizing inclusive, nutrition-sensitive and gender-transformative approaches, enhancing disaster preparedness, and supporting livelihoods, Eswatini can build a more resilient and equitable future. The collective efforts of government agencies, international organizations, local partners and key donors such as the Government of Japan and the private sector are crucial in overcoming the current challenges and achieving long-term sustainable development goals.

124,892

Total beneficiaries in 2024

51% **female**

49% **male**

Estimated number of persons with disabilities: 170 (53% Female, 47% Male)

Beneficiaries by Sex and Age Group

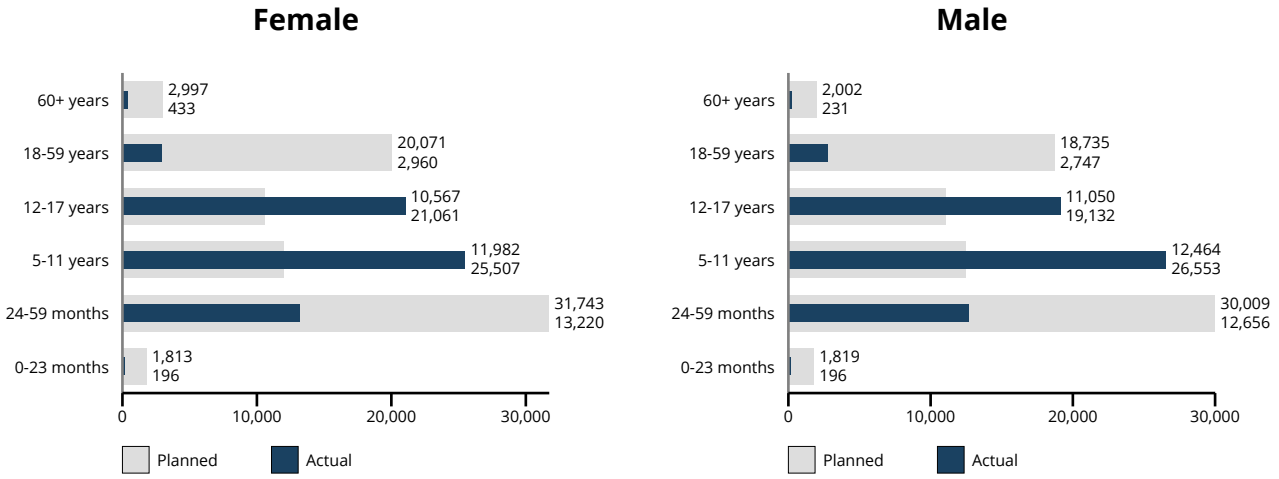

Beneficiaries by Residence Status

Beneficiaries by Programme Area

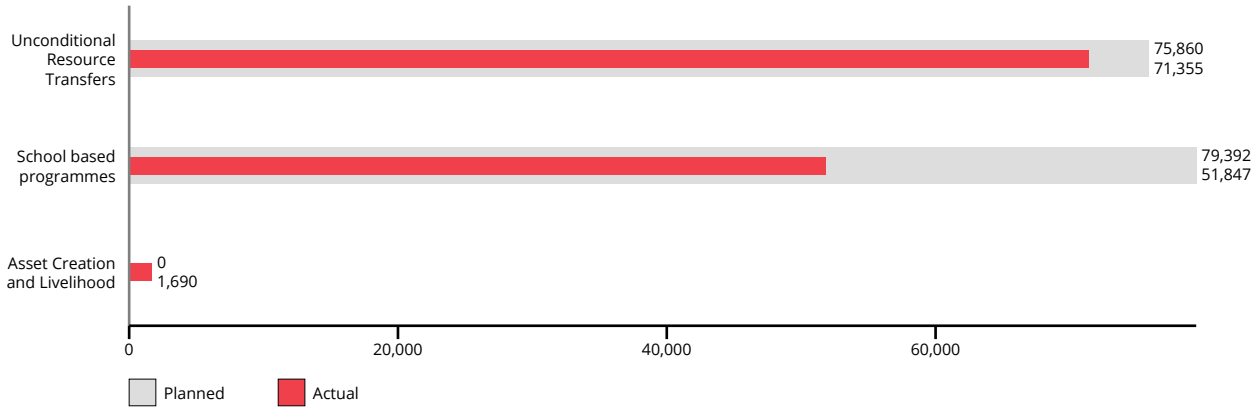

Beneficiaries by Modality

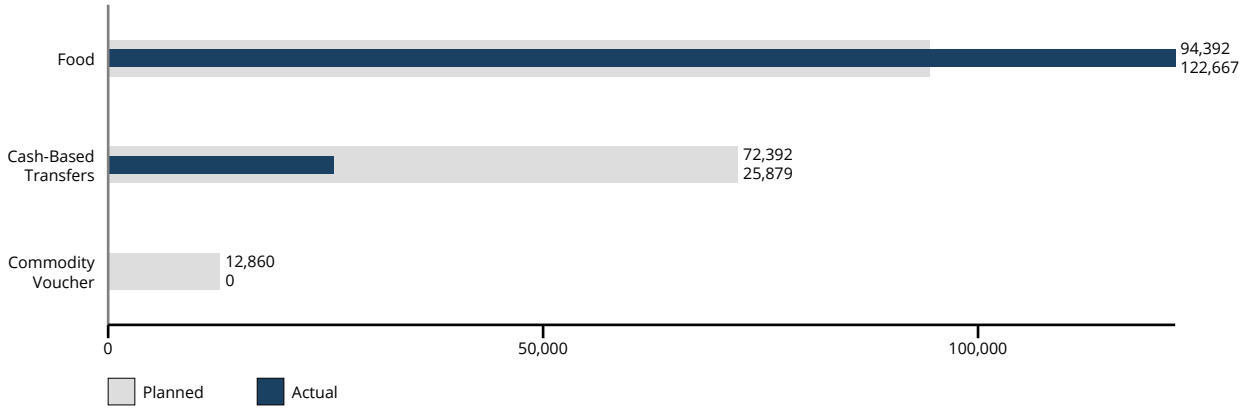

Total Transfers by Modality

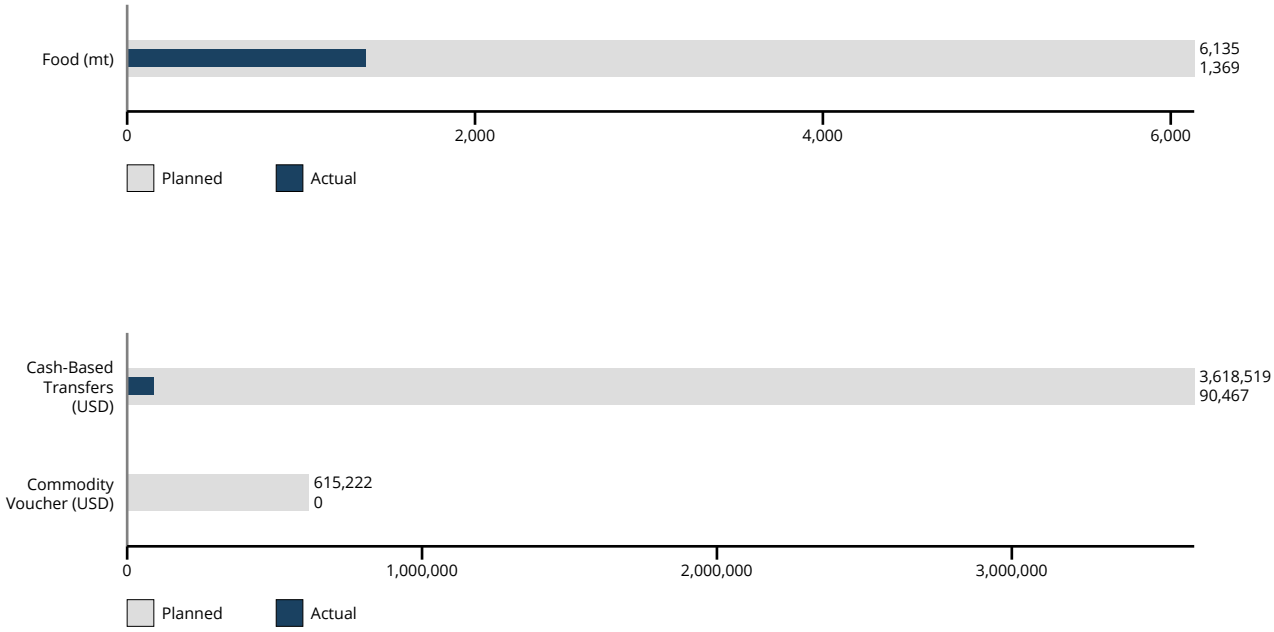

Annual Food Transfer (mt)

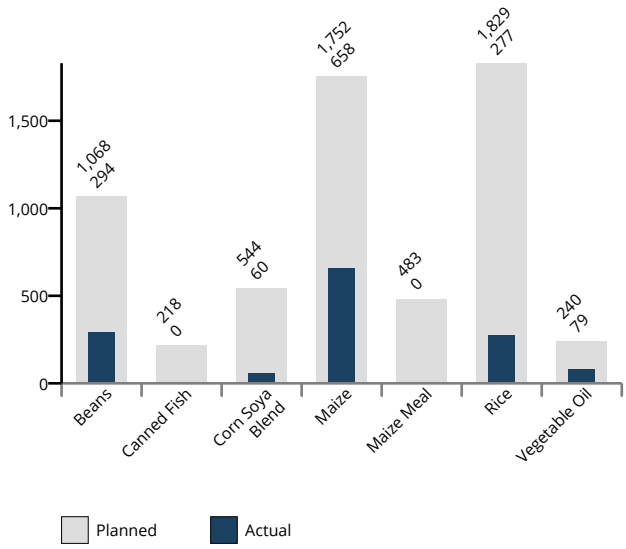

Annual Cash Based Transfer and Commodity Voucher (USD)

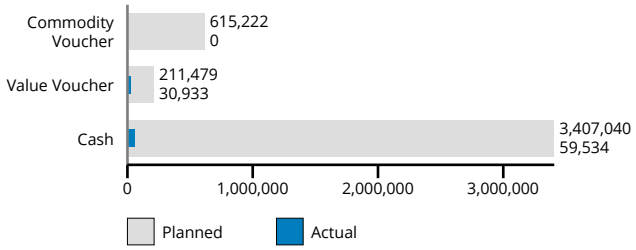

Operational context

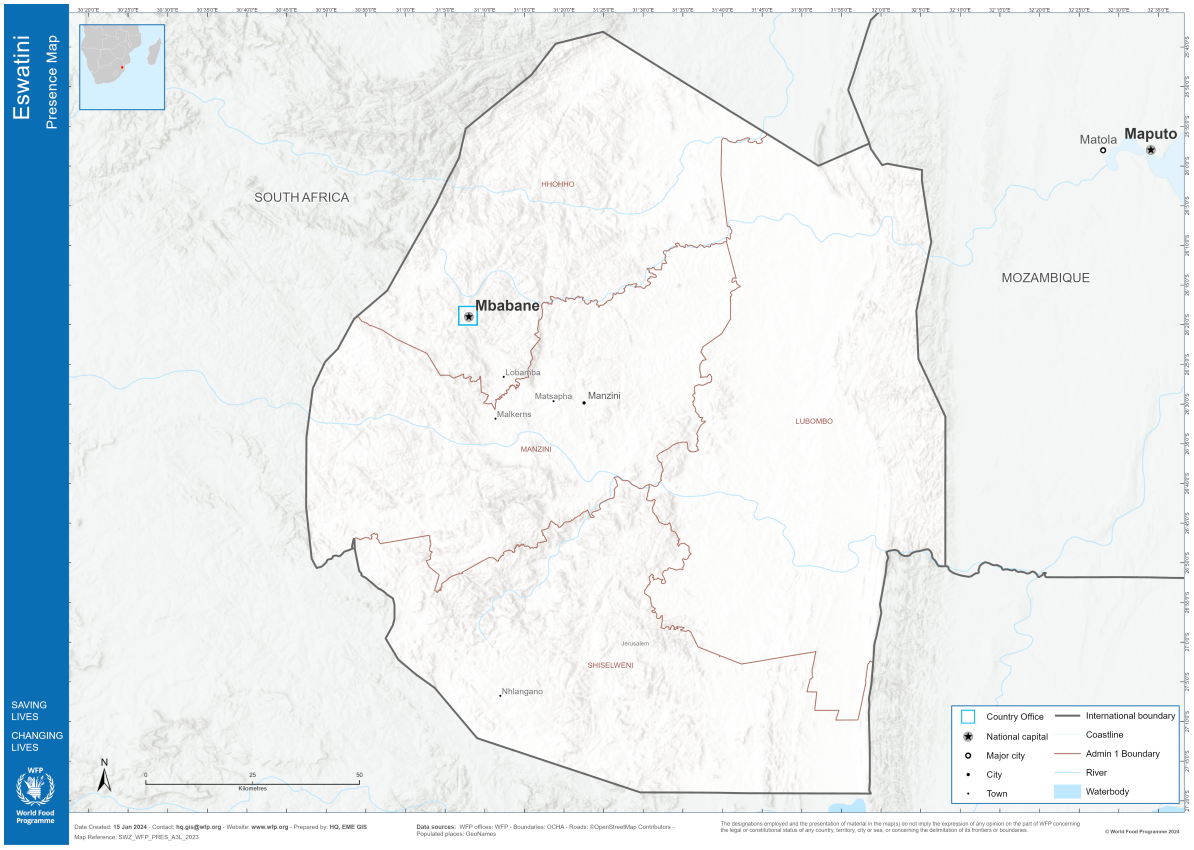

The Kingdom of Eswatini, with an estimated population of 1.2 million, faces significant socio-economic and developmental challenges impacting food security, poverty alleviation, and resilience building. These challenges are exacerbated by global economic pressures, climate vulnerabilities, and socio-political dynamics. Despite these issues, Eswatini offers abundant opportunities for investment and development, particularly in the agricultural and retail sectors.

Classified as a Lower Middle-Income country, Eswatini's economy shows stark inequalities, with over 50 percent of the population living below the poverty line (USD3.65/day) and 21percent in extreme poverty. Youth unemployment is critically high at 59.1percent in 2021, and income disparities are pervasive, with a Gini index of 54.6 [1]. The rural population, heavily reliant on rain-fed agriculture, faces elevated risks from erratic weather patterns and climate change. The Eswatini Central Bank projects economic growth of 3.5 percent in 2024, down from 5 percent in 2023.

Food and nutrition insecurity affects significant portions of the population, with approximately 25 percent experiencing severe acute food insecurity. The 2024 Vulnerability Assessment indicates that 304,000 people (25 percent) require emergency humanitarian support during the peak of the lean season. Stunting rates among children under five have improved, reaching 20 percent in 2022 from 28 percent in 2012. Limited access to education and healthcare exacerbates the cycle of poverty, particularly for rural and vulnerable communities.

Eswatini has made remarkable progress towards the global targets for HIV treatment and viral suppression, surpassing the 2025 UNAIDS 95-95-95 goal; however, HIV remains a leading cause of mortality and morbidity in Eswatini, affecting nearly a quarter of the population 15 years and older. HIV prevalence is consistently higher among women compared to men. HIV prevalence ranged from 5.6 percent in older adolescent girls aged 15-19 years to a peak of 57.2 percent in women aged 40-44 years. Among the older adolescent boys aged 15-19 years, prevalence was 3 percent, rising to 50 percent in men aged 45-49 years. For those aged 25-29 years, HIV prevalence in women was more than five time higher than men [3].

Political stability remains fragile due to ongoing calls for reforms driven by economic vulnerabilities. Governance deficits, including weak accountability mechanisms and corruption, impede the equitable delivery of public services. The country is faced with ongoing developmental challenges which continue to impact institutions, including those for higher learning.

Eswatini is highly vulnerable to climate shocks, including droughts and floods, which threaten agricultural productivity and water availability. The country urgently needs climate-resilient infrastructure and sustainable practices. While 24% of electricity is sourced from renewables [4], Eswatini remains energy insecure, importing 80 percent of its energy needs from South Africa [5].

WFP's interventions in Eswatini, guided by the Country Strategic Plan (CSP) 2020-2025, aim to address immediate food security challenges while integrating long-term resilience-building strategies. This will be achieved by fostering partnerships to diversify funding, aligning with the National Development Plan, and prioritizing initiatives targeting the most vulnerable populations, such as women, children, and rural communities. The CO has adopted a multi-sectoral approach crucial for achieving food security and resilience, supporting Eswatini's broader developmental goals under the 2030 Agenda.

Risk management

Eswatini faces several significant risks, among them predominantly being the limited funding for key programs, climate-related challenges, economic constraints, health crises, political instability, supply chain disruptions, and nutritional challenges among vulnerable populations. The country struggles with donor fatigue and global economic downturns, which reduce its capacity to implement essential programs. As a result, towards the end of the year 2024, the CO had to downscale its workforce due to limited funding. The downscaling of the CO workforce resulted in limiting the CO compliance with global risk requirements such as segregation of duties and tasks. It caused an over reliance on the regional bureau for operational support which further extends the risk as the RB is expected to do oversight. Climate shocks such as droughts and floods exacerbate food insecurity while inflation and weakening currency impact food prices and logistics costs. Additionally, global supply chain issues and high malnutrition rates among children, pregnant women, and HIV-affected individuals further strain resources.

To mitigate these risks, Eswatini CO has worked on diversifying its donor profiles, strengthening advocacy, and increasing local resource mobilization. The CO has submitted requests to multilateral funding avenues and partnered with local stakeholders, including the UN. Health crisis mitigation involves developing contingency plans and enhancing collaboration with health-focused UN agencies. The country is also prioritizing local procurement, increasing collaboration with regional suppliers, and scaling up fortified food programs to combat malnutrition.

Lessons learned

Providing training in practical skills such as detergent making, baking, floor polish production, and broiler farming empowered caregivers by giving them tools to generate income and improve their livelihoods. The NCP self-sufficiency project demonstrates the importance of local food production in supporting vulnerable communities. By producing maize and beans, caregivers and NCP beneficiaries reduce their reliance on external food distributions, promoting sustainability and resilience. Providing immunizations and other health-related interventions directly to NCPs can improve overall health outcomes for children and caregivers.

The involvement of organizations like WFP and Young Heroes, along with the evaluation of the UNSDCF, underscores the importance of collaboration and strategic partnerships in achieving development goals. These partnerships can enhance the effectiveness and reach of community support programs. The fact that many of the caregivers trained were women highlights the importance of gender inclusion in development initiatives. Empowering women with skills and resources can have a positive ripple effect on families and communities. The evaluation of the UNSDCF emphasizes the need for continuous monitoring and assessment to ensure that programs are effective and aligned with development goals. This helps in making necessary adjustments and improvements.

Country office story

Livelihood initiatives that change lives

© ©WFP/Sandzile Mamba
Mr V Simelane a livelihood beneficiary from Timphisini

The World Food Programme (WFP) implemented a comprehensive livelihoods program for People Living with HIV/AIDS in Eswatini, with the primary aim of improving their economic opportunities and quality of life. This program was designed to provide participants with the necessary training, resources, and support to develop sustainable livelihoods and achieve greater self-sufficiency. By integrating gender-responsive approaches, the program ensured that both women and men benefited equally, promoting inclusivity and equity.

The livelihoods program focused on several key areas to support People Living with HIV/AIDS:

1.Skills Development and Training: The program provided participants with various skills development and training opportunities. These included vocational training in areas such as agriculture, tailoring, and small business management. By equipping participants with practical skills, the program aimed to enhance their employability and income-generating potential.

2.Access to Resources and Support: To facilitate the development of sustainable livelihoods, the program provided participants with access to essential resources such as seeds, tools, and equipment for agricultural activities. Additionally, participants received support in the form of mentorship and guidance from experienced professionals. This support system played a crucial role in helping participants overcome challenges and achieve success in their chosen livelihood activities.

3.Market Linkages and Business Development: The program also focused on creating market linkages and promoting business development for participants. By connecting participants with local markets and potential buyers, the program helped them establish sustainable income streams. Business development training further equipped participants with the knowledge and skills needed to effectively manage and grow their enterprises.

4.Gender-Responsive Approaches: Recognizing the unique challenges faced by women living with HIV/AIDS, the program integrated gender-responsive approaches to ensure equitable participation and benefits. Specific initiatives were designed to empower women, such as providing tailored training sessions and creating women-only support groups. These measures aimed to address gender disparities and promote the inclusion of women in economic activities.

5. Health and Nutrition Support: In addition to livelihoods support, the program provided health and nutrition services to participants. Regular health check-ups, nutrition counseling, and access to HIV/AIDS treatment and care were encouraged for the program participants. By addressing participants' health and nutritional needs, the program aimed to improve their overall well-being and capacity to engage in livelihood activities.

In the small village of Luhlelweni, nestled under the Timphisini constituency, lives Mr. Velihle, a devoted father of four. His life is a testament to how support and determination can transform lives. Once a truck driver, Mr. Velihle faced a tough period when he lost his job and found himself unemployed for a long time. Living with HIV and a disability whilst supporting his family, including two young children still in primary school, was a daily struggle.

But Mr. Velihle never gave up. With the help of the World Food Programme's (WFP) livelihood support, provided through the community-based organization Membatsise Home-Based Care, he began to see a glimmer of hope. On October 4, 2024, Mr. Velihle received inputs worth SZL4,000 (USD235) to start a Spaza shop, a small convenience store, through the livelihood support programme.

With this new opportunity, Mr. Velihle's life began to change. He worked tirelessly to make his Spaza shop a success. Over time, he restocked his shop six times and earned a profit of SZL3,600 (USD212), but Mr. Velihle didn't stop there. His entrepreneurial spirit pushed him to diversify his income and invest in meaningful ways.

- Mobile Money Business: Using SZL500 (USD30) of his profits, Mr. Velihle opened a mobile money business, complementing his Spaza shop and creating an additional source of income.
- Education Support: He spent SZL200 (USD12) on a water pump for his children's primary school, demonstrating his commitment to improving his community.
- Family Needs: With SZL800 (USD47), Mr. Velihle ensured his children would have new clothes for Christmas, bringing joy to his household.

The livelihoods program for People Living with HIV/AIDS and people living with disability implemented by the WFP is a testament to the organization's commitment to improving the well-being of vulnerable populations in Eswatini. By providing training, resources, and support, the program has enabled participants to develop sustainable livelihoods and achieve greater self-sufficiency.

Through comprehensive and coordinated efforts, including partnerships with local and international organizations, Eswatini can address its socio-economic and developmental challenges. Continued support and collaboration are essential to achieving sustainable development and improving the well-being of all citizens. By prioritizing inclusive and gender-responsive approaches, and supporting livelihoods, Eswatini can build a more resilient and equitable future for current and future generations.

Programme performance

Strategic outcome 01: Vulnerable populations in shock-affected areas are able to meet their basic food and nutrition needs during times of crisis

71,355 beneficiaries reached through **unconditional resource transfers**

59,534 USD was transfered to **Food Assistance for Assets** beneficiaries

FFA

338 households participated in **Food Assistance for Assets** activities

Food insecurity in Eswatini remains a critical issue in 2024. The Integrated Food Security Phase Classification (IPC) for June 2024 to March 2025 estimated that the number of people in Phase 3 (crisis) or worse would increase from 243,000 to 304,000, exacerbating the need for assistance. This alarming rise in food insecurity necessitated urgent interventions to support vulnerable communities and mitigate the adverse impacts on livelihoods and well-being.

WFP's Unconditional Resource Transfers: To address the escalating food insecurity, WFP provided unconditional in-kind food for 71,355 beneficiaries. This distribution was crucial in ensuring that targeted households, facing significant food insecurity, received the necessary support to sustain themselves. The assistance provided included essential commodities to help bridge the gap during a period of heightened vulnerability.

Food Assistance for Assets (FFA) Project: In collaboration with the Ministry of Public Works and Transport, WFP implemented a FFA project aimed at facilitating road reserve clearance for the main roads of Eswatini. This initiative engaged community members to provide labor in exchange for food assistance, addressing both food insecurity and infrastructure improvement. Major tasks included drainage clearance, bush clearing, and grass cutting to increase visibility and control measures for runaway fires.

The project targeted 338 unemployed youth, women, and able-bodied men residing along the main road 3 (MR-3) with the goal of covering a planned stretch of 404 kilometers, ultimately achieving 202.8 kilometers due to funding constraints. A community-led approach was used for targeting participants, with community leadership at the forefront of the selection process. This initiative provided a livelihood for the registered beneficiaries and aimed to improve the beneficiaries food access over the period of the project lifespan. The project was implemented over two months, in June and July 2024, and participants were paid SZL1600 (USD89) per month. These cash-outs were designed to help participants meet their basic food requirements, directly contributing to their household food security.

The FFA project not only provided immediate financial relief but also empowered participants by involving them in meaningful work that improved local infrastructure as well as contributing to the Ministry of Public Works and Transport's initiative on road safety. A total of 1,690 beneficiaries were reached from 338 households, which included 26.2 percent of households with pregnant and breastfeeding women, 37.6 percent of households with people living with disabilities, and 35.7 percent of households with orphaned and vulnerable children under the age of 18 years.

Baseline and endline assessments for the FFA project were conducted to evaluate its impact. The Food Consumption Score (FCS) for households showed improvement, with 49 percent of households having acceptable FCS before the intervention, increasing to 57 percent after the first distribution. Additionally, households with borderline FCS increased from 38 percent to 42 percent. These improvements reflect the positive impact of the FFA project on household food security.

Most households in the baseline sample were adopting crisis coping strategies (such as having one meal a day and opting for less preferred based on affordability and local availability), with 63.3 percent of male-headed households and 62.9 percent of female-headed households falling into this category. The adoption of crisis coping strategies highlights the severe impact of food insecurity on households and the need for continued support and resilience-building efforts. The food insecurity challenges in Eswatini are compounded by broader socio-economic issues such as economic inequalities, political instability, and climate vulnerability. Addressing these challenges requires comprehensive and coordinated efforts to support vulnerable populations and promote resilience.

The WFP's interventions in 2024, including the unconditional food assistance in Shewula and the FFA project, played a role in addressing food insecurity and supporting vulnerable populations in Eswatini. The Eswatini government through the National disaster management agency (NDMA) coordinates and supports vulnerable households through the lean season. Through NDMA's coordination, WFP supports gaps the government of Eswatini and support from other partners fail to address. In 2024, the Vulnerability Assessment Committee (VAC) report indicated over 33,000 people in integrated food security phase classification four (IPC-4) and about 180,000 in IPC-3; however, the NDMA and the government of Eswatini had resources to assist only 30,000 people.

Distribution monitoring was conducted to ensure the efficiency of the in-kind support provided to beneficiaries. The results indicated that 73.5 percent of the beneficiaries had walked to the distribution site in less than 30 minutes, and 96.2 percent had enough time to travel back home during daylight hours. Additionally, 53.7 percent reported no delays in line to receive their entitlements. These findings underscore the efficiency and accessibility of the food distribution process.

Baseline Assessments and CFM Awareness: Baseline assessments were conducted to gather data on the households receiving assistance. The findings revealed that 20.5 percent of the households had family members living with disabilities, 15.5 percent had pregnant and lactating women, and 40 percent had children under five. These statistics highlight the diverse vulnerabilities within the beneficiary population and underscore the importance of tailored interventions to address their specific needs.

The country office has implemented a Community Feedback Mechanism (CFM) through a toll-free line, 1717, which has been utilized by beneficiaries. CFM awareness and effectiveness were also evaluated among the beneficiaries. Ensuring that beneficiaries are aware of and can effectively utilize CFMs is crucial for improving accountability and responsiveness in humanitarian interventions.

WFP GENDER AND AGE MARKER

CSP ACTIVITY	GAM MONITORING CODE
Activity 1: Provide food and/or cash-based transfers to food-insecure populations affected by shocks, including children.	**3 - Fully integrates gender**

Strategic outcome 02: Smallholder farmers in Eswatini, particularly women, have enhanced capacities to sustainably produce and supply structured markets with nutritious foods by 2025

1,085 smallholder farmers were reached with technical assistance and inputs

70 percent of the targeted **smallholder farmers** were women

The WFP Eswatini Country Strategic Plan (CSP) 2020 to 2025 aims to achieve a sustainable and resilient food system by 2030. This ambitious goal is pursued through holistic development efforts that focus on smallholder farmer market support, school feeding, and rural women's economic empowerment. By targeting the most vulnerable populations through geographic and community-based approaches, WFP ensures that assistance is directed to those most in need. The focus on smallholder farmer market support, school feeding, and rural women's economic empowerment addresses key areas of development and promotes sustainable agricultural practices.

In 2024, WFP reached 1,085 beneficiaries by providing training, technical assistance, and inputs to smallholder farmers. Trainings included financial literacy, farming techniques to improve their agricultural practices and increase their productivity, post-harvest losses and business skills. Inputs received include fertilizers, seeds and pesticides. Linking farmers to markets is also a critical component of the support provided by WFP. Farmers were linked to the National Maize Corporation (NMC) as a market for grains (maize and beans) and vegetable smallholder farmers were connected with the National Agricultural Marketing Board (NAMBoard) and Eswatini National Agricultural Union (ESNAU). The NMC also has storage capacity, minimizing post-harvest losses, has the mandate to track national production of maize, and assists in addressing the gaps. In addition, WFP also linked farmers to Home-Grown School Feeding (HGSF) as markets, supplying to all fifty (50) schools with fresh vegetables from October to December 2024. These market linkages are crucial for enhancing the economic viability of smallholder farmers and ensuring they have access to stable and reliable markets.

An assessment of farmers was conducted to gather detailed information about the beneficiaries. The assessment revealed that 24.6 percent of the farmers were organized into groups, while 75.4 percent were individual farmers. Among the assessed farmers, 77 percent were females and 23 percent were males. This gender distribution highlights the significant involvement of women in agricultural activities and underscores the importance of gender-responsive approaches in agricultural development. The beneficiaries engaged in a diverse range of businesses, including farm input shops, vegetable production, poultry, bean and maize production, and nurseries. This diversity indicates the multifaceted nature of agricultural livelihoods and the various opportunities available to smallholder farmers.

Financial inclusion and support services are important aspects of capacity building offered to smallholder farmers. WFP through collaboration with the Center for Financial Inclusion (CFI) and the Ministry of Agriculture provided trainings and inputs to these farmers. Of the total cooperatives assessed, 85.7 percent were registered in the national registration system, while 12.5 percent were not. This indicates a high level of formal organization among farmer cooperatives, which can enhance their access to resources and support services. Promoting financial inclusion is another important aspect of the WFP Eswatini efforts. By encouraging farmers to open bank accounts and utilize mobile money services, WFP helps them access financial services and improve their financial management. Additionally, 52 percent of the farmers had an operational bank account, while those without bank accounts utilized mobile money services such as E-wallets and informal savings mechanisms. This highlights the importance of promoting financial inclusion and providing farmers with access to formal financial services. Furthermore, 82 percent of the farmers received assistance from the Ministry of Agriculture extension officers. These officers play a crucial role in providing technical support, advice, and training to farmers, helping them adopt best practices and improve their productivity.

Participatory community-based targeting was conducted at the community level. This approach involved active participation by the target populations, ensuring that the communities are heard, and their needs are accurately identified. Community leaders and members played a key role in the targeting process, making it more inclusive and effective.

One of the key focus areas of the WFP Eswatini CSP is supporting smallholder farmers particularly women by providing training, technical assistance, and inputs. The country office used Gender-sensitive approaches given the significant involvement of women in agriculture. This includes providing tailored training and support to female farmers,

promoting women's leadership in farmers' organizations, and addressing specific challenges faced by women. By empowering women, WFP contributes to gender equality and enhances the overall effectiveness of its food security programs.

The collective efforts of government agencies, international organizations, and local partners will be crucial in achieving long-term sustainable development goals and improving the well-being of all citizens in Eswatini. Through continued dedication and collaboration, the vision of a healthy, sustainable, and resilient food system by 2030 can become a reality.

WFP GENDER AND AGE MARKER

CSP ACTIVITY	GAM MONITORING CODE
Activity 2: Strengthen the capacities of smallholder farmers, particularly women, to supply nutritious foods to structured markets, including schools	**1 - Partially integrates gender and age**

Strategic outcome 03: Vulnerable populations in Eswatini, particularly women, children, adolescent girls and people living with HIV, have access to integrated and shock-responsive social protection systems by 2030

51,847 school children reached in 50 **HGSF schools** and **Neighborhood Care Points (NCPs) programme**.

1317 metric tons of food was distributed to children through in **Neighbourhood Care Points** and **Home-Grown School Feeding schools.**

The World Food Programme (WFP) has continued its collaborative efforts with the Government of Eswatini and various partners to strengthen the country's systems. The main focus has been on transitioning social assistance programmes to better meet the immediate and future needs of vulnerable groups. This initiative is guided by a roadmap developed in 2023, which seeks to transform current systems to be more shock-responsive. The comprehensive approach includes enhancing policy, governance, capacity, coordination, infrastructure, planning, financing, assessment, analysis, advocacy, communication, registration, enrolment, benefits delivery, accountability, protection, and assurance.

In partnership with UNICEF, WFP supported the Department of Social Welfare under the Deputy Prime Minister's Office (DPMO), providing technical support in the process of finalizing the Social Assistance Policy and developing a concept for a World Bank-funded National Social Registry. WFP is an active member of the technical working group supporting the overall development of the social registry, led by the Department of Social Welfare under the DPMO. This registry aims to create a comprehensive database that can efficiently target and deliver social assistance to those in need.

The goal is to ensure the policy aligns with international standards and addresses emerging issues and country needs. A draft policy has been presented to stakeholders for validation, and the final draft is expected to be presented to the Cabinet in the first quarter of 2025. WFP and UNICEF have also supported capacity-building initiatives for targeted officers and partners under the Department of Disaster Management. This includes collaborative training with UNICEF focusing on financing inclusive social protection for people with disabilities. These initiatives have strengthened partnerships with UNICEF and the World Bank in addressing key social protection issues in Eswatini.

WFP has continued to support evidence-generation activities in Eswatini, ensuring that policy and programming decisions are evidence-based. As part of the technical team, WFP collaborated with the Ministry of Agriculture and the Eswatini Vulnerability Assessment Committee to provide technical and financial support for the 2024 Vulnerability Assessment and Analysis (VAA) and pre-harvest/crop assessment. These assessments are crucial for early-warning purposes, aiding the understanding of crop performance, production prospects, and vulnerability status in the country.

WFP has advocated for the use of advanced data collection and analytical platforms, such as drones, Geographic Information Systems (GIS), and spatial analysis, to enhance data accuracy and interpretation. WFP also donated three drones to the National Disaster Management Agency (NDMA). Additionally, WFP has advocated for the integration of cross-cutting components notably climate change and nutrition, into analysis efforts, prioritizing people living with disabilities across strategic outcomes. Efforts have been made to bolster the analytic and data presentation capacity of the team to inform policy and programming decisions effectively.

WFP in partnership with the University of Eswatini, the Deputy Prime Minister’s Office, and the Ministry of Agriculture, has supported resilience programs for unemployed youth and vulnerable groups in the Nhlambeni Constituency through training and procuring of inputs. In 2023, WFP supported a 5-day community-based participatory planning (CBPP) in Njelu to discuss and finalize activities with target community. The country office also supported the upgrading a hand-operated borehole pump to a solar-driven pump by procuring irrigation equipment for smallholder farmers. To ensure sustainability, WFP connected the farmer group with the Food and Agriculture Organization (FAO) for technical and financial support, integrating them into ongoing youth programs led by the Ministry of Agriculture. Additionally, WFP facilitated capacity building via the Three-Pronged Approach (3PA) by supporting the development of a 3PA curriculum through the University of Eswatini as part of a regional university consortium. The university will offer short courses on the 3PA, providing valuable training to enhance resilience and agricultural practices.

WFP continued to participate in the Joint United Nations Team on AIDS (JUNTA) and implement livelihood activities targeting People Living with HIV (PLHIV) and People with Disabilities (PWID). In 2024, WFP supported 150 beneficiaries from 30 households through various livelihood activities, including poultry, backyard gardens, mobile money and spaza shops. 70 percent of the people reached were PLHIV and 30 percent were people living with disability. 83 percent

reached were females and 17 percent were males. These activities aimed to improve the economic opportunities and quality of life for PLHIV, helping them achieve greater self-sufficiency.

WFP reached a total 51,847 beneficiaries through the Neighborhood Care Points (NCPs) programme and the Home-Grown School Feeding (HGSF) programme. In June 2024, to ensure safe handling, storage and preparation of fresh commodities at schools, onsite Food Safety and Quality (FSQ) risk assessments were conducted across four regions. Risk-based FSQ training was provided to government monitors and WFP staff to strengthen capacity and integrate FSQ into monitoring activities, including utilization of FSQ checklists. Key risks were identified, and subsequent mitigation measures were developed to support further FSQ training of school focal points and cooks. This also included risk assessment of potential retailers (apex bodies) for the supply of fresh vegetables and eggs through value vouchers, under JAWFP funding. In the third quarter of 2024, WFP facilitated the supply of eggs and vegetables to all fifty schools involved in the HGSF activity. Although the project faced challenges such as establishing the voucher redemption systems and processes by both WFP and vendors, this initiative positively improved the quality of school meals by ensuring the regular delivery of fresh vegetables and biweekly delivery of eggs.

For NCPs, WFP piloted a livelihood project that benefited 128 volunteer caregivers by equipping them with livelihood skills such as kitchen detergent making, chili-pepper sauce production, and vegetable hot achar/pickles preparation. Through a Field Level Agreement with Young Heroes, WFP managed to pilot food production in 27 NCPs across 17 chiefdoms in the Shiselweni region.

WFP's ongoing efforts to collaborate with the government and various partners have improved social assistance programmes. By focusing on a holistic approach that includes policy development, capacity building, evidence generation, and resilience programs, WFP aims to create a more shock-responsive and sustainable framework for social protection in Eswatini. The collaborative initiatives with UNICEF, the World Bank, and other UN agencies have been instrumental in advancing social protection policies and addressing the needs of vulnerable populations. The technical support provided for the Social Assistance Policy is a key milestone in this process.

WFP's commitment to evidence-based decision-making is evident through its support for advanced data collection and analysis platforms. By integrating cross-cutting components such as climate change, gender and nutrition into vulnerability assessments, WFP ensures that policy and programming decisions are informed and effective. The resilience programs and capacity-building initiatives for unemployed youth and vulnerable groups demonstrate WFP's dedication to promoting sustainable livelihoods and empowering communities. The partnerships with local institutions such as the University of Eswatini and the Ministry of Agriculture further enhance the effectiveness and sustainability of these programs.

WFP's efforts to enhance school feeding and NCP programmes have positively impacted the well-being of children and caregivers. By improving the quality of meals at schools and NCPs and providing livelihood skills to caregivers, WFP contributes to the overall well-being of the communities. WFP's comprehensive approach to strengthening systems and social assistance programmes is making a positive impact on the lives of vulnerable populations in Eswatini. Through collaboration with the government, UN agencies, and local partners, WFP is driving positive change in social protection, evidence generation, and resilience building.

WFP GENDER AND AGE MARKER

CSP ACTIVITY	GAM MONITORING CODE
Activity 3: Provide evidence and strengthen national systems and capacities for designing and implementing nutrition-sensitive and shock-responsive social protection programmes, including school feeding.	**1 - Partially integrates gender and age**

Cross-cutting results

Gender equality and women's empowerment

Improved gender equality and women’s empowerment among WFP-assisted population

The 2023 Global Gender Index ranks Eswatini as 47th out of 146 countries in terms of gender equality [1]. This achievement is attributed to a combination of social, cultural, economic, and political factors. The government of Eswatini has institutionalized gender equality and women empowerment under the Deputy Prime Minister's Office, specifically the Department of Gender and Family Affairs. Significant strides have been made in addressing the gender equality gap, with notable progress seen in various sectors. One of the major advancements in promoting gender equality in Eswatini is the launch of the National Gender Policy (NGP), a comprehensive 10-year plan aimed at promoting gender equality across the nation. The launch of the NGP marks a significant milestone in the country's efforts to promote gender equality. The NGP outlines strategic objectives and actions to address gender disparities and enhance the status of women in Eswatini. This policy serves as a guiding framework for implementing gender-responsive initiatives and ensuring that gender equality is mainstreamed in all aspects of development.

Eswatini has established a robust legal and policy framework to promote gender equality and protect the rights of women. Key legislative measures which provides a solid foundation for protecting the rights of women and ensuring equality before the law include:

- *The Sexual Offences and Domestic Violence Act of 2018:* This act provides legal protection against sexual offences and domestic violence, ensuring that perpetrators are held accountable, and survivors receive the necessary support and justice.
- *The Constitution of Swaziland, 2005:* The constitution guarantees equality before the law and prohibits discrimination based on gender. It serves as the cornerstone for all gender equality initiatives and policies in the country.

Despite significant progress, disparities in education continue to affect girls' primary and secondary education in Eswatini. Early marriage, transactional and intergenerational relationships, and teenage pregnancy are among the factors that hinder girls' educational attainment. Efforts are being made to address these issues through targeted interventions, including:

- *Educational Campaigns*: Raising awareness about the importance of girls' education and the detrimental effects of early marriage and teenage pregnancy.
- *Scholarship Programs:* Providing financial support to girls from vulnerable backgrounds to ensure they can continue their education.
- *Community Engagement:* Involving community leaders and parents in promoting gender equality in education and supporting girls' education.

Gender-based violence remains a significant challenge in Eswatini. The country has taken steps to address this issue through various interventions, including:

- *Awareness Campaigns*: Creating awareness about gender-based violence and its impact on individuals and communities through social media campaigns.
- *Support Services for Survivors:* Providing counseling, legal assistance, and safe spaces for survivors of gender-based violence through the establishment and roll out of helplines.
- *Community Involvement:* Engaging communities in preventing and responding to gender-based violence through education and advocacy through community events.

Women's political representation in Eswatini remains limited, with women constituting only 21.6 percent of the representatives in the kingdom's political landscape [2]. Efforts are being made to increase women's participation in politics through:

- *Leadership Training:* Empowering women with the skills and knowledge needed to pursue leadership roles.
- *Advocacy Campaigns:* Promoting the importance of women's representation in decision-making processes.
- *Policy Reforms:* Implementing policies that encourage and support women's political participation.

WFP provided livelihoods training for caregivers who volunteer at Neighbourhood Care Points (NCPs). The skills training focused on detergent making, polish making, and baking, empowering a total of 128 women from thirty-one NCPs to engage in income-generating activities. This initiative aims to enhance the economic independence of women caregivers and improve their quality of life.

A farmer assessment conducted by WFP indicated that 77 percent of the farmers are women, while 23 percent are men. These women farmers have been provided with technical skills, training, and market linkages to enhance their productivity and economic stability. By supporting women farmers, the CO aims to promote gender equality in agriculture and ensure that women have equal access to resources and opportunities.

WFP, through focal points, conducted gender trainings for implementing partners and beneficiaries. These trainings aimed to raise awareness about gender equality and empower participants to advocate for and implement gender-responsive initiatives. For the Food Assistance for Assets (FFA) activity, women were encouraged to participate in the road reserve project, resulting in 53 percent of the participants being female. This inclusive approach ensures that women are actively involved in development projects and benefit equally from the opportunities provided.

Efforts to address disparities in education, gender-based violence, and political representation are ongoing, with various interventions aimed at empowering women and girls. The livelihoods training for caregivers and support for women farmers are practical examples of initiatives that promote economic empowerment and gender equality.

Through continuous collaboration with partners and stakeholders, Eswatini is making strides towards achieving a more inclusive and equitable society. By prioritizing gender-responsive approaches and ensuring that women have equal opportunities to participate in and benefit from development initiatives, the country is well-positioned to achieve its gender equality goals.

Protection and accountability to affected people

Affected people are able to benefit from WFP programmes in a manner that ensures and promotes their safety, dignity and integrity. Affected people are able to hold WFP and partners accountable for meeting their hunger needs in a manner that reflects their views and preferences

The World Food Programme (WFP) is deeply committed to ensuring the safety, dignity, and accountability of the people it serves. This commitment is realized through various measures, including providing training, raising awareness, advocating for protection, monitoring activities, and gathering feedback. These efforts enable the country office to respond to issues raised by beneficiaries and continuously improve the effectiveness and impact of its programs.

In 2024, the Community Feedback Mechanism (CFM) played a crucial role in ensuring accountability and responsiveness to beneficiaries. The CFM was actively utilized and shared with all beneficiaries during community engagement meetings. The volume of calls received this year was primarily related to the Food Assistance for Assets (FFA) activity, where cash was disbursed to participants. The use and knowledge of CFM were also assessed during Post-Distribution Monitoring (PDM) exercises. The results from PDM indicate that 78.6 percent of beneficiaries were aware of the targeting criteria, and 98.8 percent were informed about the project's duration. Under protection, 93 percent of beneficiaries reported receiving assistance without safety challenges. Furthermore, 96 percent stated that WFP programs are dignified, as they did not experience any security challenges in the community on the way to and from the distribution points. All participants reported being treated respectfully by WFP staff. A total of 96 percent of beneficiaries were aware of the CFM, and 19 percent had utilized the platform. The main reason cited by beneficiaries for not utilizing CFM was that they did not have any specific experiences or suggestions to raise. This high level of awareness reflects the effectiveness of WFP's efforts in promoting the CFM and encouraging beneficiaries to provide feedback. WFP's commitment to protection and accountability is evident in the positive feedback received from beneficiaries. The results indicate that beneficiaries felt safe and respected throughout the assistance process.

The CFM is a vital tool for capturing and addressing beneficiary feedback. The use of toll-free lines and help desks provide multiple channels for beneficiaries to voice their concerns and suggestions. To capture feedback effectively, WFP used the 1717 toll-free line and community food distribution help desks during in-kind food distributions in Shewula. At fourteen food distribution points, beneficiaries were provided with Community Feedback Mechanism forms and had access to a suggestion box. The feedback received through these channels is carefully reviewed and used to inform program adjustments and improvements. Some of the suggestions received included increasing the quantity of cooking oil in rations, considering monthly distributions, and maintaining the selection and targeting criteria to promote peace and ensure no one is left behind. The continuous monitoring and response to feedback are integral to WFP's approach to accountability. By gathering and analyzing feedback from beneficiaries, WFP can identify areas for improvement and implement necessary changes to enhance program effectiveness. This iterative process ensures that WFP's interventions remain relevant and responsive to the needs of the communities it serves.

The country office conducted community engagement meetings with targeted communities for in-kind food distributions and FFA activities. These meetings served as platforms to discuss various topics, including protection, CFM, gender, Protection from Sexual Exploitation and Abuse (PSEA) and clarifying the targeting process and WFP operations. Community engagement meetings helped address questions and issues raised by the community and fostered a sense of ownership and participation among beneficiaries. As part of the community engagement exercise, the WFP collaborated with community leaders and committees in the targeting process. This collaborative approach ensured that the targeting criteria were transparent and inclusive, promoting trust and cooperation between WFP and the communities it serves. WFP's efforts to enhance transparency and inclusivity in its programs are reflected in the high levels of awareness and satisfaction among beneficiaries. By involving community leaders and committees in the targeting process, WFP ensures that assistance reaches those most in need and that the selection criteria are fair and equitable.

WFP's efforts to promote a culture of accountability extend beyond its programs to include all stakeholders involved in the assistance process. By fostering a culture of accountability, WFP ensures that all actors, including staff, partners, and community members, are committed to upholding the highest standards of integrity and responsibility. WFP's commitment to ensuring the safety, dignity, and accountability of the people it serves is a cornerstone of its operations in ESwatini.

Environmental sustainability

WFP works to enhance the environmental and social sustainability of its operations while limiting the potentially negative impacts on people, communities and the natural environment resulting from WFP programme activities and support operations such as administration, procurement, logistics, information technology and travel

Environmental and Social Safeguards (ESS)

The rural population, heavily reliant on rain-fed agriculture, faces elevated risks from erratic weather patterns and climate change. To ensure that WFP Eswatini programs align with WFP's corporate requirements, such as the Environmental and Social Sustainability Framework, two projects under activity 02 were screened in the Shiselweni region. The screening was conducted in collaboration with the Ministry of Agriculture and Eswatini environment authority within the first half of the year. Using the WFP screening tool, both sites were classified as Category C- indicating low or no risk. Due to the low risk an environmental and social risk monitoring plan was not developed. The activities were monitored to ensure that implementation activities do not exceed the initial low ESS risk category.

Although the country office was capacitated on ESS in 2023 , the CO has not managed to apply ESS in all its programme activities in the period under review due to the CO alignment of activities that took place.

Environmental Management System (EMS)

Eswatini is a land of remarkable biodiversity, with over 90 percent of the country covered by grasslands and savanna ecosystems. These ecosystems provide a rich habitat for a wide variety of flora and fauna, allowing them to thrive in a natural environment. Recognizing the importance of preserving this biodiversity, Eswatini established the National Environment Coordination Department under the Ministry of Tourism and Environmental Affairs. This department is responsible for policy coordination and oversight of all environmental issues, including waste management.

WFP Eswatini launched the Environmental Management System (EMS) during the second quarter of 2021 and since then it has been working on making its operations more sustainable following its environmental action plan. In its efforts to promote environmental sustainability, WFP have implemented comprehensive waste management and hygiene practices at its warehouse. Recycling bins have been installed for various types of waste, including plastics, tins, food waste, carbon, paper, and other materials. These measures aim to reduce waste and promote recycling, contributing to a cleaner and healthier environment. Additionally, the warehouse has collaborated with the local health inspector from the environmental unit, who provides guidance on the proper disposal of waste, ensuring that all waste management practices comply with environmental regulations.

WFP's commitment to environmental sustainability extends beyond the warehouse. It has also partnered with the Eswatini Environment Authority, which played a crucial advisory role in the road reserve project undertaken by the Ministry of Public Works and Transport. The project involved clearing roads, and the Environment Authority provided expert advice on the disposal of waste generated during the process. This collaboration ensured that waste was disposed of in an environmentally responsible manner, minimizing the project's impact on the surrounding ecosystems.

Furthermore, WFP, together with other UN agencies, has promoted the use of recyclable water bottles for training sessions and meetings. This initiative aims to reduce the consumption of single-use plastics and encourage more sustainable practices within the organization. By adopting recyclable water bottles, WFP demonstrates its commitment to environmental sustainability and sets an example for other organizations to follow.

Eswatini government's dedication to environmental sustainability is evident in its proactive measures to preserve its rich biodiversity and promote responsible waste management practices. Through the efforts of the National Environment Coordination Department, the Eswatini Environment Authority, and partnerships with local and international organizations, the country is working towards a more sustainable and environmentally friendly future.

Overall, these initiatives highlight Eswatini's commitment to environmental preservation and sustainability. By implementing effective waste management practices, collaborating with environmental authorities, and promoting sustainable practices, Eswatini is taking significant steps towards ensuring the protection of its diverse ecosystems and the well-being of its inhabitants. The country's efforts serve as a model to balance development with environmental conservation.

Nutrition integration

Communities, households and individuals supported by WFP are able to meet their nutritional needs and protect their nutrition status in the face of shocks and long-term stressors, through an effective combination of fortified food, specialized nutritious products and actions to support diet diversification

The Home-Grown School Feeding (HGSF) program in Eswatini has seen significant enhancements with the inclusion of eggs and vegetables in the food basket provided to school children. This initiative aims to improve the dietary diversity of the meals offered to students, ensuring they receive balanced nutrition essential for their growth and development. Incorporating eggs and vegetables into the HGSF program addresses several critical nutritional needs. Eggs are an excellent source of high-quality protein, essential vitamins, and minerals, which are crucial for children's physical and cognitive development. Vegetables, on the other hand, provide essential micronutrients, fiber, and antioxidants, contributing to overall health and well-being. By diversifying the food basket, the HGSF program not only enhances the nutritional quality of school meals but also promotes better health outcomes for students.

The implementation of this enhancement involved several key steps. First, the program secured partnerships with local farmers through local retailers to ensure a consistent and reliable supply of fresh eggs and vegetables. This approach supports local agriculture and stimulates the local economy by creating market opportunities for smallholder farmers. Additionally, the program provided training and resources to school staff, including principals, school feeding focal teachers, and school cooks, to ensure safe handling, storage and preparation of these new food items. To facilitate the supply of eggs and vegetables, WFP employed a value voucher modality. This approach allowed schools to receive fresh vegetables and eggs biweekly, ensuring that the meals served were of the highest quality, and the commodities delivered met the WFP requirements as outlined in predefined product descriptions. The program also conducted teacher training sessions focused on data collection tools and hosted a Food Safety and Quality (FSQ) workshop for all 50 schools involved in the HGSF activity. In June, FSQ supported onsite risk assessment and training, including utilisation of FSQ checklist, to strengthen capacity of government monitors (Ministry of Education and Training as well as Ministry of Health) and WFP staff on key FSQ risks and mitigation measures. These efforts ensured that the inclusion of eggs and vegetables was implemented smoothly and effectively, benefiting a total of 24,615 school children.

Partnerships

The WFP Eswatini has made progress in strengthening its relationships with a diverse range of stakeholders, including donors, development partners, non-governmental organizations (NGOs), and government agencies. The country office had field level agreements with Young Heroes for NCP self-reliance project and ADRA for monitoring HGSF eggs and vegetable implementation. The engagement of these local organizations ensures sustainability as monitoring of projects continue beyond the FLA agreement. These concerted efforts have been instrumental in securing vital support and resources, which have significantly enhanced WFP's programs and initiatives, thereby increasing their impact on the ground.

In 2024, the Government of Japan consistently supported neighborhood care points (NCPs), which serve as crucial community hubs providing care and support to vulnerable children. This support was further bolstered by private donors from Japan, who funded the supply of vegetables and eggs. This contribution was particularly crucial for the school feeding project, as it enhanced the quality of meals served to children. By providing nutritious food, this partnership has ensured that more children receive the sustenance they need to support their growth, health, and academic performance. The collaboration with Japan exemplifies how international partnerships can play a pivotal role in addressing local needs and improving the well-being of communities.

In addition to these efforts, the WFP provided technical assistance to the Ministry of Agriculture for the development of the Agriculture Integrated Information Systems (AIIS). Launched in 2023 with WFP's support, the AIIS is an advanced system designed to streamline agricultural data collection, analysis, and dissemination. This system is a critical tool for enhancing agricultural productivity, planning, and decision-making in Eswatini. By providing accurate and timely data, the AIIS helps farmers, policymakers, and other stakeholders make informed decisions that improve agricultural outcomes and food security. The implementation of the AIIS demonstrates WFP's commitment to leveraging technology and data to drive sustainable agricultural development.

WFP's leadership in the Eswatini United Nations Sustainable Development Cooperation Framework (UNSDCF) further underscores its dedication to sustainable development. Co-chairing Results Group Four, which is Strengthening Natural resource management, Climate Resilience and Environmental sustainability, alongside the Ministry of Tourism, WFP has played a key role in coordinating efforts and fostering collaboration among various stakeholders to achieve sustainable development goals.

In 2024, WFP also provided significant support to the National Disaster Management Agency (NDMA) by handing over three drones. These drones have greatly enhanced the agency's disaster preparedness and response capabilities. By facilitating real-time data collection, the drones allow for rapid assessment of disaster-affected areas and more efficient allocation of resources. This support is crucial for building resilience and reducing the impact of natural disasters on vulnerable communities. The use of drones represents an innovative approach to disaster management, highlighting WFP's commitment to adopting cutting-edge technologies to improve humanitarian response efforts. Malawi hosted a Three-Pronged Approach (3PA) two-week bootcamp in Malawi, participants from the University of Eswatini and Deputy Prime Minister's Office (DPMO) joined WFP colleagues within the southern Africa region to foster learning.

As WFP strengthened relationships and supported key programs, it remained focused on its mission to improve food security and promote sustainable development in Eswatini. The organization's efforts were guided by a commitment to inclusivity, resilience, and accountability, ensuring that no one is left behind. Looking ahead, WFP will build on these successes, leveraging its partnerships to drive further progress and create lasting positive change. By continuing to prioritize collaboration and innovation, WFP aims to enhance the effectiveness of its programs and contribute to a more equitable, resilient, and sustainable future for all.

The WFP's efforts to strengthen partnerships and enhance support have yielded significant benefits for the country's food security and sustainable development goals. The consistent support from the Government of Japan, JAWFP and private donors, the development of the AIIS, leadership in the UNSDCF, and support for the NDMA are all testament to WFP's commitment to making a positive impact. As WFP looks to the future, it will continue to build on these achievements, working closely with its partners to address emerging challenges and seize new opportunities for advancing food security and sustainable development in Eswatini. Through these concerted efforts, WFP is well-positioned to drive meaningful change and improve the lives of individuals and communities across the country.

Focus on localization

Local vendors such as the National Agricultural Marketing Board (NAMBOARD) and the Eswatini National Agricultural Union (ESNAU) were engaged for the Home-Grown School Feeding Project to supply vegetables to fifty schools. Kitale Eggs was also engaged to supply and deliver eggs for the project through value vouchers starting in October 2024.

Additionally, the WFP engaged Membatsise Homebased-Care, situated in the Hhohho region at Buhleni, through a Field Level Agreement (FLA) under the Unified Budget, Results, and Accountability Framework (UBRAF) funds. This partnership focused on a livelihoods project for people living with HIV/AIDS (PLHIV), aiming to improve their economic opportunities and quality of life. By providing training, resources, and support, the project helped PLHIV develop sustainable livelihoods and achieve greater self-sufficiency.

The National Maize Corporation (NMC) also played a crucial role by acting as a supplier of food and a middleman for purchasing from local smallholder farmers. This ensured that the food used in WFP's programs was sourced locally, promoting sustainable agricultural practices and supporting the livelihoods of smallholder farmers in Eswatini.

Focus on UN inter-agency collaboration

WFP participated in the Joint United Nations Team on AIDS (JUNTA) and received UBRAF funds through UNAIDS, aligned with the Global AIDS Strategy. These funds supported Outcome 3 and six output activities.

In response to the refugee influx from Mozambique due to post-election violence, WFP joined UNHCR team from Pretoria to assess a new proposed site for refugees in Ndzevane, Lubombo region. The delegation, which included UNHCR, World Vision (WV), Eswatini Water and Agricultural Development Enterprise (EWADE), and the Ministry of Home Affairs, inspected the approximately 100-hectare site. Activities included the rehabilitation of the residential site, agricultural production, and potential processing. EWADE was tasked with clearing the site, and further engagements will continue in 2025.

Together with other UN agencies, WFP participated in the annual Bushfire Festival under the food security theme. The WFP stall, manned alongside the Ministry of Agriculture and FAO, attracted a variety of visitors and provided education on food security and the country context. The event spanned three days and was an excellent opportunity to raise awareness and engage with the public.

The WFP has placed significant emphasis on enhancing the Business Operating System - a UN system designed to support the "*delivering as one*" initiative - encompassing IT, procurement, facilities, and human resources. The head of the office led the Operations Management Team (OMT), playing a crucial role in ensuring the efficient coordination and management of these resources. This leadership ensures that all operational aspects are streamlined and effectively managed, contributing to the overall success and efficiency of the office’s initiatives.

Financial Overview

A fifth budget revision to the CSP was approved in 2024. The budget revision marked a 2 percent increase in needs for 2024, up from USD 14.2 million to USD 14.5 million. The budget revision allowed for the inclusion of the value voucher modality under Activity 3, CSP Outcome 3. This allowed WFP Eswatini to complement the existing home-grown school feeding (HGSF) in-kind food basket with the transfer of eggs and vegetables to fifty schools (25,250 beneficiaries) already registered as part of the HGSF pilot project until December 2024.

WFP cumulative CSP needs are USD 68.7million and 56 percent funded. The allocated contributions at USD 38.3 million, consist of 63 percent directed multilateral, 30 percent multilateral and 7 percent other contributions. The 2024 Needs Based Plan (NBP) amounted to USD 14.5 million, with 55 percent of resources amounting to USD 8 million allocated. 2024 total expenditures amounted to USD 3 million which is only 38 percent of allocated resources. The low expenditure level was due to contributions confirmed late in the year and donor-imposed restrictions. Donor conditions on sourcing locations caused delays under SO3 due to the lengthy supply chain processes. WFP faced challenges in securing the necessary funding for the crisis response activity due to emerging global needs and shifts in donor priorities. This forced a reduction in beneficiaries and shortened response period.

Donor contributions confirmed at the strategic outcome and activity levels, often with further restrictions on procurement modality and location which affected the implementation of activities.

Strategic outcome 1 (SO1), the crisis response activity, with a NBP of USD 5.5 million, was 14 percent resourced. The implementation plan, totaling USD 2.6 million, was 7 percent implemented, with funding shortfalls leading to the suspension of the lean season response in October to December 2024. Due to funding constraints, during the lean season period January to March 2024, WFP was forced to reduce the number of beneficiaries reached to 8,244, from the planned 15,000 beneficiaries. Under this strategic outcome, WFP had a joint programme with the Government of Eswatini, Ministry of Public Works and Transport, for a Food for Assets project (road reserve). The Government contributed USD 0.3 million towards the project. The project was implemented for two months, and the rest of the implementation was postponed to 2025.

Strategic outcome 2 (SO2), the smallholder farmers activity, with an NBP of USD 0.5 million was 84 percent resourced, and the implementation plan of USD 0.2 million was 69 percent implemented, due to resources received late in the year. Implementation was postponed to 2025. Funding for this activity primarily came from carry-over balances from the previous year and allocated through multilateral funding. Resource mobilization for strategic outcome 2 remained challenging, leading WFP to rely on internal funds.

Strategic outcome 3 (SO3), the school meals activity, with a NBP of USD 6.8 million, was 77 percent resourced. This budget enabled WFP to implement the Home-grown school feeding, reaching 26,697 beneficiaries and the support to neighborhood care point (NCP), reaching 24,615 vulnerable children under 6 years. The implementation plan of USD 4 million was 46 percent implemented, due to funding received in the last quarter of the year. Funds will be fully utilized in 2025. Donor restrictions on sourcing locations and unavailability of commodities in the local markets delayed spending levels for this activity.

The delayed arrival of commodities led to distribution breaks in the first two months of 2024, under the NCP project. Efforts are underway to address these bottlenecks and ensure the timely delivery of food assistance in the future.

WFP plans to carry forward unspent funding to 2025 and will continue advocating for flexible, multi-year contributions to ensure the continuity and sustainability of its activities in the final year of the current CSP.

Annual CSP Financial Overview by Strategic Outcome (Amount in USD)

	Needs Based Plan	Implementation Plan	Available Resources	Expenditure
SDG Target 1. Access to Food	5,523,502	2,627,366	752,459	180,098
SO01: Vulnerable populations in shock-affected areas are able to meet their basic food and nutrition needs during times of crisis	5,523,502	2,627,366	752,459	180,098
Activity 01: Provide food and/or cash-based transfers to food insecure people affected by shocks including children, identified using vulnerability-based targeting, identified using vulnerability-based targeting (VBT)	5,523,502	2,627,366	752,459	180,098
SDG Target 3. Smallholder Productivity & Incomes	457,788	240,626	385,081	167,346
SO02: Smallholder farmers in Eswatini, particularly women, have enhanced capacities to sustainably produce and supply structured markets with nutritious foods by 2025	457,788	240,626	385,081	167,346
Activity 02: Strengthen the capacities of smallholder farmers, particularly women, to sustainably produce and supply nutritious foods to structured markets, including schools	457,788	240,626	385,081	167,346
SDG Target 5. Capacity Building	6,680,298	4,096,330	5,291,671	1,749,625
SO03: Vulnerable populations in Eswatini, particularly women, children, adolescent girls and people living with HIV, have access to integrated and shock-responsive social protection systems by 2030	6,680,298	4,096,330	5,291,671	1,749,625

Activity 03: Provide evidence and strengthen national systems and capacities to design and implement nutrition-sensitive and shock-responsive social protection programmes, including school feeding	6,680,298	4,096,330	5,291,671	1,749,625
Non-SDG Target	0	0	269,470	0
Total Direct Operational Costs	12,661,589	6,964,322	6,698,681	2,097,068
Direct Support Costs (DSC)	968,013	968,013	1,251,842	669,630
Total Direct Costs	13,629,602	7,932,335	7,950,523	2,766,699
Indirect Support Costs (ISC)	885,924	515,602	179,683	179,683
Grand Total	14,515,526	8,447,937	8,130,206	2,946,381

Data Notes

Overview

[1] ilo.org

Under achievement in CBT was due to lack of funding.

Under achievement in CV beneficiaries was attributed to insufficient funding and the inability to identify suitable activities for the modality.

ACL programme was unplanned but came to fruition after the government engaged in discussions with WFP to tackle the country's unemployment and enhancing road safety.

Operational context

[1] www.worldbank.org

[2] Eswatini Population -based HIV Impact Assessment, 2021 (SHIMS 3)

[3]ourworldindata.org

[4] africa-energy-portal.org

Strategic outcome 01

A.2.1 - the indicator was underachieved due to lack of funding the country office could not implement food distributions.

A.3.1- the indicator was underachieved due to lack of funding the country office could meet cash distributions planned figures.

A.4.1- value vouchers were not implemented due to lack of funding

B.1.1- underachievement is due to lack of funding.

D1.3 - the indicator was under achieved due to lack of funding. Governments contribution to this activity was not received by the country office

2023 figures are missing under FFA because it was not implemented in 2023.

2024 food consumption score figures are missing because the country office did not implement CBT.

Strategic outcome 02

Overperformance of A.1.10, F3, F4,G10 : the engagement of an implementing partner increased the reach.

Strategic outcome 03

Output 5

C4.2 the overreach was due to the country office being part of the school feeding indaba which was hosted at regional and national level.

C4.4 the overreach is due the office reaching more than the 50 HGSF focal points. FSQ trainings included the headteachers, Ministry of Education nutrition inspectors and cooks.

C4.5 the overreach is due the office reaching more than the 50 HGSF focal points and head teachers. FSQ trainings included the Ministry of Education nutrition inspectors and cooks.

C5.6 the under reach is due to nutrition trainings were not conducted.

Output 6

C16.3 - the under reach was due to the inability to engage more with stakeholders at subnational level

Output 7

E4.1 the under reach was due to the implementing partner not engaging with the larger community but focusing more on the project beneficiaries.

Output 8

A1.3 the country office focused on 2 out of 4 regions that were in IPC 3 and 4.

A2.3 the reduction of food was caused by the reduction of regions as indicated in the above indicator.

A4.1 The eggs and vegetable project started in the last school term of the year.

B1.3 fortified food was not procured throughout the year.

Output 9

C16.3 - the overreach was due to the country office engaging with more stakeholders than anticipated

Output 10

C5.6 - the overreach besides refresher trainings that were planned for, more technical trainings were arranged such as FSQ which was initially not planned.

Gender equality and women's empowerment

[1] Global Gender Gap report, June 2023

[2] genderlinks.org.za

CC.3.5 2023 follow up values are missing because no data was collected for these indicators.

Protection and accountability to affected people

The indicator "Number of children and adults who have access to a safe and accessible channel to report sexual exploitation and abuse by humanitarian, development, protection and/or other personnel who provide assistance to affected populations (IOM, OHCHR, UNDP)" has no 2024 follow up data.

2023 follow up values are missing because no data was collected for these indicators

Baseline for protection indicator was not conducted.

Environmental sustainability

2023 follow up values are missing because no data was collected for these indicators.

The indicator is in percentage format, it is calculated by the number of FLA/MOUs divided by active FLA/MOUs.

Nutrition integration

2023 follow up values are missing because no data was collected for these indicators.

Annex

Reporting on beneficiary information in WFP's annual country reports

To produce estimates of the total number of unique beneficiaries WFP has assisted yearly, the data from all activities and transfer modalities must be adjusted to eliminate overlaps and add new beneficiaries.

The final estimated number of beneficiaries assisted in each country is validated by country offices and entered in COMET (the tool for programme design, implementation, monitoring and performance management) at the end of every year:

- the total number of beneficiaries, which is the sum of all direct beneficiaries reached under all country level activities and outputs, based on the adjusted totals that seek to eliminate overlap;
- the total number of beneficiaries receiving food transfers, cash-based transfers and commodity vouchers or capacity strengthening, the sum of all direct beneficiaries reached under the activities and outputs for each of these transfer modalities, based on the adjusted estimates that seek to eliminate overlap;
- the total number of beneficiaries assisted under outputs defined by country offices and specific to their operations;
- the total number of beneficiaries assisted under each programme area, the sum of all direct beneficiaries reached under WFP's eight programme areas at the country level;
- the number of schoolchildren assisted under school-based programmes, the sum of all participants assisted under the school-based programmes, adjusted to exclude overlaps and activity supporters such as teachers and cooks.

Although WFP conducts quality assurance to provide beneficiary data which are as accurate as possible, numerous challenges remain regarding data collection, verification, entry and processing. Beneficiary numbers in ACRs should be considered "best estimates", subject to over- and under- estimation.

Disclaimer for gender-disaggregated indicators

WFP introduced mandatory gender disaggregation for some Corporate Results Framework indicators in 2024. In such cases, gender-disaggregated data may not be available for 2023 values.

«No data» function in cross-cutting indicators

A new "No data" function has been introduced in the logframe module for reporting on cross-cutting indicators. This function ensures that no data fields in the ACR data tables remain empty without explanation. The "No data" function can be applied to cross-cutting indicators only at baseline, target, or follow-up levels. This function can be used for reporting an indicator at one level (baseline, target, or follow-up) or at two levels (baseline and follow-up). Country offices must choose either "Not collected" or "Not applicable" option.

A. **Not applicable**: used when data is not collected for **methodological note requirements**.
B. **Not collected**: used when data is not collected for **context-related reasons**.

Figures and Indicators

Beneficiaries by Sex and Age Group

Beneficiary Category	Gender	Planned	Actual	% Actual vs. Planned
Total Beneficiaries	male	76,079	61,515	81%
	female	79,173	63,377	80%
	total	155,252	124,892	80%
By Age Group				
0-23 months	male	1,819	196	11%
	female	1,813	196	11%
	total	3,632	392	11%
24-59 months	male	30,009	12,656	42%
	female	31,743	13,220	42%
	total	61,752	25,876	42%
5-11 years	male	12,464	26,553	213%
	female	11,982	25,507	213%
	total	24,446	52,060	213%
12-17 years	male	11,050	19,132	173%
	female	10,567	21,061	199%
	total	21,617	40,193	186%
18-59 years	male	18,735	2,747	15%
	female	20,071	2,960	15%
	total	38,806	5,707	15%
60+ years	male	2,002	231	12%
	female	2,997	433	14%
	total	4,999	664	13%

Beneficiaries by Residence Status

Residence Status	Planned	Actual	% Actual vs. Planned
Resident	155,252	124,892	80%

Beneficiaries by Programme Area

Programme Area	Planned	Actual	% Actual vs. Planned
Asset Creation and Livelihood	0	1,690	-
School based programmes	79,392	51,847	65%
Unconditional Resource Transfers	75,860	71,355	94%

Annual Food Transfer (mt)

Commodities	Planned Distribution (mt)	Actual Distribution (mt)	% Actual vs. Planned
Access to Food			
Strategic Outcome 01			
Beans	230	20	9%
Maize	663	0	0%
Rice	257	102	40%
Vegetable Oil	83	4	4%
Capacity Building			
Strategic Outcome 03			
Beans	838	274	33%
Canned Fish	218	0	0%
Corn Soya Blend	544	60	11%
Maize	1,089	658	60%
Maize Meal	483	0	0%
Rice	1,572	175	11%
Vegetable Oil	157	75	48%

Annual Cash Based Transfer and Commodity Voucher (USD)

Modality	Planned Distribution (CBT)	Actual Distribution (CBT)	% Actual vs. Planned
Access to Food			
Strategic Outcome 01			
Cash	3,407,040	59,534	2%
Commodity Voucher	615,222	0	0%
Capacity Building			
Strategic Outcome 03			
Value Voucher	211,479	30,933	15%

Strategic Outcome and Output Results

Strategic Outcome 01: Vulnerable populations in shock-affected areas are able to meet their basic food and nutrition needs during times of crisis	**Crisis Response**

Output Results

Activity 01: Provide food and/or cash-based transfers to food insecure people affected by shocks including children, identified using vulnerability-based targeting, identified using vulnerability-based targeting (VBT)

Corporate output 1.1: Food insecure and crisis-affected populations have access to nutritious food and cash-based assistance, restored assets and services to meet their urgent needs

CSP Output 01: Targeted shock-affected households, including those with young children and/or affected by HIV, receive food and/or cash transfers to meet basic food and nutrition needs and support early recovery through national social protection frameworks

Output Indicator	Beneficiary Group	Sub Activity	Unit of measure	Planned	Actual
A.1.1 Number of people receiving assistance unconditionally or conditionally (complementary with UNICEF, FAO, WHO)	All	General Distribution; Food assistance for asset	Female Male **Total**	39,033 36,827 **75,860**	37,094 35,951 **73,045**
A.2.1 Quantity of food provided through conditional or unconditional assistance			MT	1,233	125.9
A.3.1 Total value of cash transferred to people			USD	3,407,040	59,534
A.4.1 Total value of vouchers transferred to people disaggregated by type (value voucher or commodity voucher)			USD	615,222	
B.1.1 Quantity of fortified food provided through conditional or unconditional assistance			MT	83	3.7

Other Output

Activity 01: Provide food and/or cash-based transfers to food insecure people affected by shocks including children, identified using vulnerability-based targeting, identified using vulnerability-based targeting (VBT)

Corporate Output 1.1: Food insecure and crisis-affected populations have access to nutritious food and cash-based assistance, restored assets and services to meet their urgent needs

CSP Output 01: Targeted shock-affected households, including those with young children and/or affected by HIV, receive food and/or cash transfers to meet basic food and nutrition needs and support early recovery through national social protection frameworks

Output indicator	Detailed indicator	Sub Activity	Unit of measure	Planned	Actual
D.1.1: Number of assets built, restored or maintained by targeted households and communities, by type and unit of measure	D.1.1.g.4: Kilometeres of feeder roads and trails constructed/repaired	Food assistance for asset	Km	450	202.8
D.1.3: Number of additional country specific assets constructed, rebuilt or maintained by targeted households and communities, by type and unit of measure	D.1.3.6: Kilometers (km) of live fencing created/rehabilitated/maintained.	Food assistance for asset	Number	450	202.8

Outcome Results

Activity 01: Provide food and/or cash-based transfers to food insecure people affected by shocks including children, identified using vulnerability-based targeting, identified using vulnerability-based targeting (VBT)

Outcome Indicator	Sex	Baseline	End-CSP Target	2024 Target	2024 Follow-up	2023 Follow-up	Source
Target Group: Food Insecure Households - **Location**: Eswatini - **Modality**: - **Subactivity**: Food assistance for asset							

Consumption-based coping strategy index (average)	Female	23	≤10	≤12	7.1		WFP programme monitoring
	Male	17	≤10	≤11	6.9		WFP programme monitoring
	Overall	20	≤10	≤11.5	7		WFP programme monitoring
Target Group: Food Insecure Households - **Location**: Eswatini - **Modality**: Cash - **Subactivity**: Food assistance for asset							
Food consumption score: Percentage of households with Acceptable Food Consumption Score	Female	43	≥88	≥89	52.9		WFP programme monitoring
	Male	53	≥88	≥86	62		WFP programme monitoring
	Overall	49	≥88	≥88	58.3		WFP programme monitoring
Food consumption score: Percentage of households with Borderline Food Consumption Score	Female	39	≤10	≤11	47.1		WFP programme monitoring
	Male	37	≤10	≤11	36		WFP programme monitoring
	Overall	38	≤10	≤11	40.5		WFP programme monitoring
Food consumption score: Percentage of households with Poor Food Consumption Score	Female	18	≤2	≤1	0		WFP programme monitoring
	Male	10	≤2	≤1	2		WFP programme monitoring
	Overall	13	≤2	≤1	1.2		WFP programme monitoring
Livelihood coping strategies for food security: Percentage of households using crisis coping strategies	Female	62.9	≤30	≤30	11.8		WFP programme monitoring
	Male	63.3	≤30	≤30	12		WFP programme monitoring
	Overall	63.1	≤30	≤30	11.9		WFP programme monitoring
Livelihood coping strategies for food security: Percentage of households using emergency coping strategies	Female	0	≤0	≤0	0		WFP programme monitoring
	Male	0	≤0	≤0	0		WFP programme monitoring
	Overall	0	≤0	≤0	0		WFP programme monitoring

Livelihood coping strategies for food security: Percentage of households using stress coping strategies	Female	26.7	≤10	≤20	79.4		WFP programme monitoring
	Male	26.6	≤10	≤20	68		WFP programme monitoring
	Overall	26.65	≤10	≤20	73.7		WFP programme monitoring
Livelihood coping strategies for food security: Percentage of households not using livelihood based coping strategies	Female	10.5	≥60	≥50	8.8		WFP programme monitoring
	Male	10.1	≥60	≥50	20		WFP programme monitoring
	Overall	10.3	≥60	≥50	14.4		WFP programme monitoring
Target Group: Food Insecure Households - **Location**: Eswatini - **Modality**: Cash - **Subactivity**: General Distribution							
Consumption-based coping strategy index (average)	Female	23	≤10	≤12		11	WFP programme monitoring
	Male	21	≤10	≤11		9	WFP programme monitoring
	Overall	22	≤10	≤11.5		10	WFP programme monitoring
Target Group: Food insecure households - **Location**: Eswatini - **Modality**: Cash - **Subactivity**: General Distribution							
Food consumption score: Percentage of households with Acceptable Food Consumption Score	Female	67.6	≥88	≥89		74	WFP programme monitoring
	Male	63	≥88	≥86		76	WFP programme monitoring
	Overall	65.3	≥88	≥88		74	WFP programme monitoring
Food consumption score: Percentage of households with Borderline Food Consumption Score	Female	24	≤10	≤11		24	WFP programme monitoring
	Male	20.7	≤10	≤11		22	WFP programme monitoring
	Overall	22.35	≤10	≤11		23	WFP programme monitoring

Food consumption score: Percentage of households with Poor Food Consumption Score	Female	11.7	≤2	≤1		3	WFP programme monitoring
	Male	13	≤2	≤1		3	WFP programme monitoring
	Overall	12.35	≤2	≤1		3	WFP programme monitoring
Target Group: Food insecure households - **Location**: Eswatini - **Modality**: Food - **Subactivity**: General Distribution							
Food consumption score: Percentage of households with Acceptable Food Consumption Score	Female	21.5	≥88	≥61			WFP programme monitoring
	Male	26.3	≥88	≥59			WFP programme monitoring
	Overall	23.3	≥84	≥60			WFP programme monitoring
Food consumption score: Percentage of households with Borderline Food Consumption Score	Female	50.4	≤10	≤30			WFP programme monitoring
	Male	46.3	≤10	≤29			WFP programme monitoring
	Overall	48.8	≤13	≤30			WFP programme monitoring
Food consumption score: Percentage of households with Poor Food Consumption Score	Female	28.1	≤2	≤10			WFP programme monitoring
	Male	27.5	≤2	≤10			WFP programme monitoring
	Overall	27.9	≤3	≤10			WFP programme monitoring

Strategic Outcome 02: Smallholder farmers in Eswatini, particularly women, have enhanced capacities to sustainably produce and supply structured markets with nutritious foods by 2025					Resilience Building
Other Output					
Activity 02: Strengthen the capacities of smallholder farmers, particularly women, to sustainably produce and supply nutritious foods to structured markets, including schools					
Corporate Output 3.2: People and communities have increased skills, capacities and access to financial, energy and climate services for climate-adapted and sustainable livelihoods					
CSP Output 02: Local populations benefit from improved knowledge in behavioural and agricultural practices to enhance production and consumption of diversified, nutritious foods					
Output indicator	Detailed indicator	Sub Activity	Unit of measure	Planned	Actual
E.4: Number of people reached through interpersonal social and behaviour change communication (SBCC) approaches (complementary with UNICEF, FAO, WFP, WHO)	E.4.1: Number of people reached through interpersonal social and behaviour change communication (SBCC) approaches (complementary with UNICEF, FAO, WFP, WHO) (Overall)	Smallholder agricultural market support Activities	Individual	600	305
CSP Output 04: Smallholder farmers , particularly women, benefit from improved knowledge and strengthened capacities in climate-smart agriculture practices, marketing and post-harvest management to improve productivity, livelihoods and food and nutrition security					
Output indicator	Detailed indicator	Sub Activity	Unit of measure	Planned	Actual
A.10.1: Total value (USD) of individual capacity strengthening transfers	A.10.1.1: Total value (USD) of individual capacity strengthening transfers	Climate adapted assets and agricultural practices	US$	5,000	26,804
F.2: Total membership of supported smallholder farmer aggregation systems	F.2.1: Total membership of supported smallholder farmer aggregation systems (Male)	Smallholder agricultural market support Activities	Number	50	12
F.2: Total membership of supported smallholder farmer aggregation systems	F.2.2: Total membership of supported smallholder farmer aggregation systems (Female)	Smallholder agricultural market support Activities	Number	50	13
F.3: Number of smallholder farmer aggregation systems supported	F.3.4: Number of farmer groups supported	Smallholder agricultural market support Activities	Number	9	34
F.4: Number of agricultural and post-harvest inputs, equipment and infrastructures provided	F.4.g.1: Number of agricultural production equipment provided	Smallholder agricultural market support Activities	Number	200	29
F.4: Number of agricultural and post-harvest inputs, equipment and infrastructures provided	F.4.g.3: Number of post-harvest management infrastructure provided/constructed	Smallholder agricultural market support Activities	Number	23	301
F.4: Number of agricultural and post-harvest inputs, equipment and infrastructures provided	F.4.g.4: Quantity of agricultural inputs provided	Smallholder agricultural market support Activities	Kilograms	1,500	17,850
G.10: Number of people benefiting from assets and climate adaptation practices facilitated by WFP's risk management activities	G.10.1: Number of people benefiting from assets and climate adaptation practices facilitated by WFP's Risk Management activities (overall)	Climate adapted assets and agricultural practices	Individual	500	1,085

Corporate Output 3.3: Smallholder farmers and value chain actors have increased capacity to produce and aggregate marketable surpluses, reduce post-harvest losses, access markets and leverage linkages to schools					
CSP Output 03: Smallholder farmers benefit from evidence-based and well coordinated policies and programmes to improve productivity and incomes					
Output indicator	Detailed indicator	Sub Activity	Unit of measure	Planned	Actual
C.6: Number of tools or products developed or revised to enhance national systems contributing to zero hunger and other SDGs as part of WFP capacity strengthening	C.6.g.1: Number of tools or products developed	Smallholder Agricultural Market Support Activities (CCS)	Number	5	2

Outcome Results							
Activity 02: Strengthen the capacities of smallholder farmers, particularly women, to sustainably produce and supply nutritious foods to structured markets, including schools							
Outcome Indicator	Sex	Baseline	End-CSP Target	2024 Target	2024 Follow-up	2023 Follow-up	Source
Target Group: Smallholder Farmers - **Location**: Eswatini - **Modality**: - **Subactivity**: Smallholder agricultural market support Activities							
Food purchased from regional and local suppliers and smallholder farmers, as a percentage of food distributed by WFP in country	**Overall**	35.4	=80	=80	99	80	WFP programme monitoring

Strategic Outcome 03: Vulnerable populations in Eswatini, particularly women, children, adolescent girls and people living with HIV, have access to integrated and shock-responsive social protection systems by 2030	**Resilience Building**

Output Results

Activity 03: Provide evidence and strengthen national systems and capacities to design and implement nutrition-sensitive and shock-responsive social protection programmes, including school feeding

Corporate output 4.2: Components of national emergency preparedness and response, social protection and food systems are strengthened

CSP Output 08: Targeted school children, including out of school orphans and vulnerable children receive nutritious school meals throughout the year linked to local sources to meet their basic food and nutrition needs and support access to education

Output Indicator	Beneficiary Group	Sub Activity	Unit of measure	Planned	Actual
A.1.3 Number of girls and boys receiving food/cash-based transfers/commodity vouchers/capacity strengthening transfers through school-based programmes	All	School feeding (on-site)	Female Male **Total**	11,805 12,587 **24,392**	12,668 12,482 **25,150**
A.1.3 Number of girls and boys receiving food/cash-based transfers/commodity vouchers/capacity strengthening transfers through school-based programmes	Children (pre-primary)	School feeding (on-site)	Female Male **Total**	28,335 26,665 **55,000**	13,615 13,082 **26,697**
A.2.3 Quantity of food provided to girls and boys through school-based programmes			MT	4,902	1,242.71
A.4.1 Total value of vouchers transferred to people disaggregated by type (value voucher or commodity voucher)			USD	211,479	30,933
B.1.3 Quantity of fortified food provided for girls and boys benefiting from school-based programming			MT	157	75.06

Other Output

Activity 03: Provide evidence and strengthen national systems and capacities to design and implement nutrition-sensitive and shock-responsive social protection programmes, including school feeding

Corporate Output 4.1: National actors have increased capacity and knowledge to enhance policies, strategies, processes and programmes, contributing to the achievement of zero hunger and other SDGs

CSP Output 06: Shock-affected populations benefit from improved government capacity in vulnerability analysis and mapping, early warning and disaster preparedness to scale-up existing social protection programmes in times of crisis

Output indicator	Detailed indicator	Sub Activity	Unit of measure	Planned	Actual
C.16: Number of national institutions engaged in WFP capacity strengthening activities at national and subnational levels	C.16.g.3: Number of governmental institutions engaged in WFP capacity strengthening activities	National data & analytics (CCS)	Number	10	5

CSP Output 07: Targeted communities, including PLHIV, caregivers of children and adolescents access knowledge and adopt practices that will improve their nutritional status and contribute to enhanced nutrition outcomes

Output indicator	Detailed indicator	Sub Activity	Unit of measure	Planned	Actual
E.4: Number of people reached through interpersonal social and behaviour change communication (SBCC) approaches (complementary with UNICEF, FAO, WFP, WHO)	E.4.1: Number of people reached through interpersonal social and behaviour change communication (SBCC) approaches (complementary with UNICEF, FAO, WFP, WHO) (Overall)	HIV/TB Care & treatment	Individual	200	30

CSP Output 09: Vulnerable populations, particularly children, women, PLHIV and TB clients, benefit from improved government capacity to design and implement evidence based social protection policies, strategies and programmes.

Output indicator	Detailed indicator	Sub Activity	Unit of measure	Planned	Actual

C.16: Number of national institutions engaged in WFP capacity strengthening activities at national and subnational levels	C.16.g.1: Number of academic institutions engaged in WFP capacity strengthening activities	Smallholder Agricultural Market Support Activities (CCS)	Number	1	1
C.16: Number of national institutions engaged in WFP capacity strengthening activities at national and subnational levels	C.16.g.3: Number of governmental institutions engaged in WFP capacity strengthening activities	Smallholder Agricultural Market Support Activities (CCS)	Number	2	7
Corporate Output 4.2: Components of national emergency preparedness and response, social protection and food systems are strengthened					
CSP Output 05: School children benefit from strengthened government capacity to implement a nutrition-sensitive, shock-responsive national school feeding programme that increases dietary diversity and contributes to improved education outcomes					
Output indicator	Detailed indicator	Sub Activity	Unit of measure	Planned	Actual
C.4: Number of people engaged in capacity strengthening initiatives facilitated by WFP to enhance national stakeholder capacities contributing to Zero Hunger	C.4.g.2: Number of government and public sector staff participating in training and other technical assistance initiatives	School Based Programmes (CCS)	Number	1,000	510
C.4: Number of people engaged in capacity strengthening initiatives facilitated by WFP to enhance national stakeholder capacities contributing to Zero Hunger	C.4.g.4: Number of school administrators and officials trained or certified	School Based Programmes (CCS)	Number	50	233
C.4: Number of people engaged in capacity strengthening initiatives facilitated by WFP to enhance national stakeholder capacities contributing to Zero Hunger	C.4.g.5: Number of teach ers/educators/teaching assistants trained or certified	School Based Programmes (CCS)	Number	100	290
C.5: Number of capacity strengthening initiatives facilitated by WFP to enhance national stakeholder capacities to contribute to Zero Hunger and other SDGs	C.5.g.6: Number of training sessions/workshops organized	Smallholder Agricultural Market Support Activities (CCS)	Number	25	10
CSP Output 08: Targeted school children, including out of school orphans and vulnerable children receive nutritious school meals throughout the year linked to local sources to meet their basic food and nutrition needs and support access to education					
Output indicator	Detailed indicator	Sub Activity	Unit of measure	Planned	Actual
A.6.2: Number of schools or institutional sites reached through school-based programming	A.6.2.1: Total number of schools assisted by WFP	School feeding (on-site)	school	50	50
N.1.1: Feeding days as percentage of total school days	N.1.1.1: Feeding days as percentage of total school days	Smallholder agricultural market support Activities	%	99	100
N.6: Number of children covered by HGSF based programmes	N.6.1: Number of children covered by HGSF based programmes	Smallholder agricultural market support Activities	Individual	24,392	24,615
N.7: Number of schools supported through the home-grown school feeding (HGSF) model	N.7.1: Number of schools supported through the home-grown school feeding (HGSF) model	Smallholder agricultural market support Activities	Number	50	50
N.8: Number of producers/smallholder farmers supplying schools	N.8.1: Number of producers/smallholder farmers supplying schools	Smallholder agricultural market support Activities	Individual	250	200
CSP Output 10: National actors benefit from strengthened supply chain capacities aimed to enhance national systems and improve operational effectiveness					
Output indicator	Detailed indicator	Sub Activity	Unit of measure	Planned	Actual

C.5: Number of capacity strengthening initiatives facilitated by WFP to enhance national stakeholder capacities to contribute to Zero Hunger and other SDGs	C.5.g.6: Number of training sessions/workshops organized	National data & analytics (CCS)	Number	20	42

Outcome Results							
Activity 03: Provide evidence and strengthen national systems and capacities to design and implement nutrition-sensitive and shock-responsive social protection programmes, including school feeding							
Outcome Indicator	Sex	Baseline	End-CSP Target	2024 Target	2024 Follow-up	2023 Follow-up	Source
Target Group: school feeding - **Location**: Eswatini - **Modality**: - **Subactivity**: School Based Programmes (CCS)							
Number of coordination meetings contributing to Zero Hunger and other SDGs led by national convening entity as a result of WFP capacity strengthening support	**Overall**	10	>5	=8	10		WFP programme monitoring
Target Group: schools - **Location**: Eswatini - **Modality**: - **Subactivity**: School Based Programmes (CCS)							
Proportion of people participating in training, coaching, or mentoring reporting improvement in knowledge/skills contributing to Zero Hunger and other SDGs	Female	70	=80	=60	70		WFP programme monitoring
	Male	30	=20	=40	30		WFP programme monitoring
	Overall	100	=100	=100	100		WFP programme monitoring

Cross-cutting Indicators

Gender equality and women's empowerment indicators

Gender equality and women's empowerment indicators							
Cross-cutting indicators at Activity level							
Activity 01: Provide food and/or cash-based transfers to food insecure people affected by shocks including children, identified using vulnerability-based targeting, identified using vulnerability-based targeting (VBT)							
CrossCutting Indicator	Sex	Baseline	End-CSP Target	2024 Target	2024 Follow-up	2023 Follow-up	Source
Target Group: Food Insecure Households - **Location**: Eswatini - **Modality**: - - **Subactivity**: Food assistance for asset							
Proportion of women and men reporting economic empowerment	Female	38	≥60	=60	38		WFP programme monitoring
	Male	42	≥40	=40	42		WFP programme monitoring
	Overall	40	≥100	=100	40		WFP programme monitoring

Protection indicators

Protection indicators							
Cross-cutting indicators at CSP level							
CrossCutting Indicator	Sex	Baseline	End-CSP Target	2024 Target	2024 Follow-up	2023 Follow-up	Source
Number of women, men, boys and girls with disabilities accessing food/cash-based transfers/commodity vouchers/capacity strengthening services	Female	Not collected	=100	≥100	79		WFP programme monitoring
	Male	Not collected	=100	≥50	91		WFP programme monitoring
	Overall	Not collected	=200	≥150	170		WFP programme monitoring

Protection indicators							
Cross-cutting indicators at Activity level							
Activity 01: Provide food and/or cash-based transfers to food insecure people affected by shocks including children, identified using vulnerability-based targeting, identified using vulnerability-based targeting (VBT)							
CrossCutting Indicator	Sex	Baseline	End-CSP Target	2024 Target	2024 Follow-up	2023 Follow-up	Source
Target Group: Food Insecure Households - **Location**: Eswatini - **Modality**: - - **Subactivity**: General Distribution							
Percentage of beneficiaries who report being treated with respect as a result of their engagement in programmes	Female	Not collected	≥95	≥95	98.8		WFP programme monitoring
	Male	Not collected	≥95	≥95	96.97		WFP programme monitoring
	Overall	Not collected	≥95	≥95	97.99		WFP programme monitoring
Target Group: Food Insecure households - **Location**: Eswatini - **Modality**: - - **Subactivity**: General Distribution							
Percentage of beneficiaries reporting no safety concerns experienced as a result of their engagement in WFP programmes	Female	Not collected	=90	=90	97.01		WFP programme monitoring
	Male	Not collected	=90	=90	67.38		WFP programme monitoring
	Overall	Not collected	=90	=90	81.36		WFP programme monitoring
Percentage of beneficiaries who report they experienced no barriers to accessing food and nutrition assistance	Female	Not collected	=95	=80	62.96		WFP programme monitoring
	Male	Not collected	=95	=80	57.5		WFP programme monitoring
	Overall	Not collected	=95	=80	60.93		WFP programme monitoring

Accountability to affected people indicators

Accountability indicators							
Cross-cutting indicators at CSP level							
CrossCutting Indicator	Sex	Baseline	End-CSP Target	2024 Target	2024 Follow-up	2023 Follow-up	Source
Country office has a functioning community feedback mechanism	**Overall**	Yes	Yes	Yes	Yes	Yes	WFP programme monitoring
Country office has an action plan on community engagement	**Overall**	Yes	Yes	Yes	No	Yes	WFP programme monitoring
Number of children and adults who have access to a safe and accessible channel to report sexual exploitation and abuse by humanitarian, development, protection and/or other personnel who provide assistance to affected populations (IOM, OHCHR, UNDP)	Female	20	=100	=50	Not collected		WFP programme monitoring
	Male	27	=100	=50	Not collected		WFP programme monitoring
	Overall	47	=100	=50	Not collected		WFP programme monitoring

Accountability indicators							
Cross-cutting indicators at Activity level							
Activity 01: Provide food and/or cash-based transfers to food insecure people affected by shocks including children, identified using vulnerability-based targeting, identified using vulnerability-based targeting (VBT)							
CrossCutting Indicator	Sex	Baseline	End-CSP Target	2024 Target	2024 Follow-up	2023 Follow-up	Source
Target Group: Resident (in Lubombo and Hhohho) - **Location**: Eswatini - **Modality**: - - **Subactivity**: General Distribution							
Percentage of beneficiaries reporting they were provided with accessible information about WFP programmes, including PSEA	Female	Not collected	=100	=95	49.63		WFP programme monitoring
	Male	Not collected	=100	=95	29.27		WFP programme monitoring
	Overall	Not collected	=100	=95	38.46		WFP programme monitoring

Environmental sustainability indicators

Environmental sustainability indicators							
Cross-cutting indicators at Activity level							
Activity 02: Strengthen the capacities of smallholder farmers, particularly women, to sustainably produce and supply nutritious foods to structured markets, including schools							
CrossCutting Indicator	Sex	Baseline	End-CSP Target	2024 Target	2024 Follow-up	2023 Follow-up	Source
Target Group: SHF - **Location**: Eswatini - **Modality**: - - **Subactivity**: Climate adapted assets and agricultural practices							
Proportion of field-level agreements (FLAs)/memorandums of understanding (MOUs)/construction contracts (CCs) for CSP activities screened for environmental and social risks	**Overall**	2	=5	<3	40		WFP programme monitoring
Activity 03: Provide evidence and strengthen national systems and capacities to design and implement nutrition-sensitive and shock-responsive social protection programmes, including school feeding							
CrossCutting Indicator	Sex	Baseline	End-CSP Target	2024 Target	2024 Follow-up	2023 Follow-up	Source
Target Group: Schools - **Location**: Eswatini - **Modality**: - - **Subactivity**: School Based Programmes (CCS)							
Proportion of field-level agreements (FLAs)/memorandums of understanding (MOUs)/construction contracts (CCs) for CSP activities screened for environmental and social risks	**Overall**	0	=3	≥1	0		WFP programme monitoring

Nutrition integration indicators

Nutrition integration indicators							
Cross-cutting indicators at CSP level							
CrossCutting Indicator	Sex	Baseline	End-CSP Target	2024 Target	2024 Follow-up	2023 Follow-up	Source
Percentage of people supported by WFP operations and services who are able to meet their nutritional needs through an effective combination of fortified food, specialized nutritious products and actions to support diet diversification	Female	41.89	=80	=50			WFP programme monitoring
	Male	41.52	=70	=50			WFP programme monitoring
	Overall	41.7	=75	=50	Not applicable		WFP programme monitoring

Nutrition integration indicators							
Cross-cutting indicators at Activity level							
Activity 03: Provide evidence and strengthen national systems and capacities to design and implement nutrition-sensitive and shock-responsive social protection programmes, including school feeding							
CrossCutting Indicator	Sex	Baseline	End-CSP Target	2024 Target	2024 Follow-up	2023 Follow-up	Source
Target Group: School based populations - **Location**: Eswatini - **Modality**: - - **Subactivity**: School feeding (on-site)							
Percentage of WFP beneficiaries who benefit from a nutrition-sensitive programme component	Female	Not collected	=51	=51	100		WFP programme monitoring
	Male	Not collected	=49	=49	100		WFP programme monitoring
	Overall	Not collected	=100	=100	100		WFP programme monitoring

Cover page photo © © WFP/Phumelele Mkhonta

Livelihoods beneficiary Ms Msibi from Madlangempisi inkhundla village in the Hhohho region.

World Food Programme

Contact info
Ashraful Amin
ashraful.amin@wfp.org

https://www.wfp.org/countries/eswatini

Financial Section

Financial information is taken from WFP's financial records which have been submitted to WFP's auditors.

Annual Country Report

Eswatini Country Portfolio Budget 2024 (2020-2025)

Annual Financial Overview for the period 1 January to 31 December 2024 (Amount in USD)

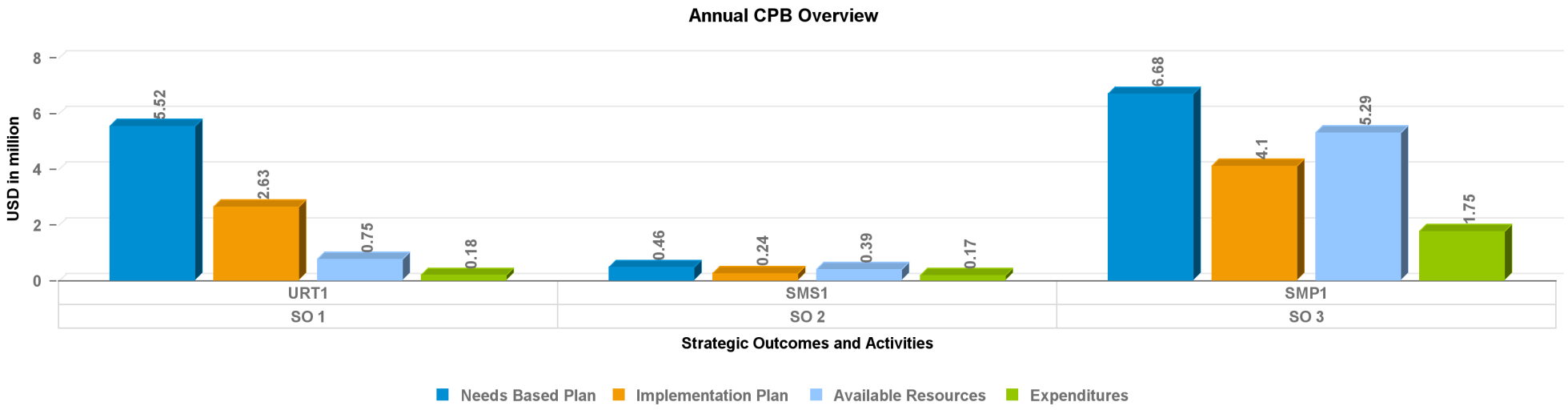

Code	Strategic Outcome
SO 1	Vulnerable populations in shock-affected areas are able to meet their basic food and nutrition needs during times of crisis
SO 2	Smallholder farmers in Eswatini, particularly women, have enhanced capacities to sustainably produce and supply structured markets with nutritious foods by 2025
SO 3	Vulnerable populations in Eswatini, particularly women, children, adolescent girls and people living with HIV, have access to integrated and shock-responsive social protection systems by 2030

Code	Activity Code	Country Activity Long Description
SO 1	URT1	Provide food and/or cash-based transfers to food insecure people affected by shocks including children, identified using vulnerability-based targeting, identified using vulnerability-based targeting (VBT)
SO 2	SMS1	Strengthen the capacities of smallholder farmers, particularly women, to sustainably produce and supply nutritious foods to structured markets, including schools
SO 3	SMP1	Provide evidence and strengthen national systems and capacities to design and implement nutrition-sensitive and shock-responsive social protection programmes, including school feeding

Annual Country Report

Eswatini Country Portfolio Budget 2024 (2020-2025)

Annual Financial Overview for the period 1 January to 31 December 2024 (Amount in USD)

SDG Target	Strategic Outcome	Country Activity Description	Needs Based Plan	Implementation Plan	Available Resources	Expenditures
2.3	Smallholder farmers in Eswatini, particularly women, have enhanced capacities to sustainably produce and supply structured markets with nutritious foods by 2025	Strengthen the capacities of smallholder farmers, particularly women, to sustainably produce and supply nutritious foods to structured markets, including schools	457,788	240,626	385,081	167,346
Subtotal SDG Target 2.3 Smallholder Productivity & Incomes (SDG Target 2.3)			**457,788**	**240,626**	**385,081**	**167,346**
2.1	Vulnerable populations in shock-affected areas are able to meet their basic food and nutrition needs during times of crisis	Provide food and/or cash-based transfers to food insecure people affected by shocks including children, identified using vulnerability-based targeting, identified using vulnerability-based targeting (VBT)	5,523,502	2,627,366	752,459	180,098
Subtotal SDG Target 2.1 Access to Food (SDG Target 2.1)			**5,523,502**	**2,627,366**	**752,459**	**180,098**
17.9	Non SO Specific	Non Activity Specific	0	0	0	0
	Vulnerable populations in Eswatini, particularly women, children, adolescent girls and people living with HIV, have access to integrated and shock-responsive social protection systems by 2030	Provide evidence and strengthen national systems and capacities to design and implement nutrition-sensitive and shock-responsive social protection programmes, including school feeding	6,680,298	4,096,330	5,291,671	1,749,625
Subtotal SDG Target 17.9 Capacity Building (SDG Target 17.9)			**6,680,298**	**4,096,330**	**5,291,671**	**1,749,625**
	Non SO Specific	Non Activity Specific	0	0	269,470	0
Subtotal SDG Target			**0**	**0**	**269,470**	**0**
Total Direct Operational Cost			**12,661,589**	**6,964,322**	**6,698,681**	**2,097,068**
Direct Support Cost (DSC)			**968,013**	**968,013**	**1,251,842**	**669,630**
Total Direct Costs			**13,629,602**	**7,932,335**	**7,950,523**	**2,766,699**
Indirect Support Cost (ISC)			**885,924**	**515,602**	**179,683**	**179,683**

This computer generated report is certified by the Chief of Contribution Accounting and Donor Financial Reporting Branch (CFORC)

18/02/2025 12:31:56

Annual Country Report

Eswatini Country Portfolio Budget 2024 (2020-2025)

Annual Financial Overview for the period 1 January to 31 December 2024 (Amount in USD)

SDG Target	Strategic Outcome	Country Activity Description	Needs Based Plan	Implementation Plan	Available Resources	Expenditures
Grand Total			**14,515,526**	**8,447,937**	**8,130,206**	**2,946,381**

Michael Hemling
CHIEF, CFORC

Michael Hemling
Chief
Contribution Accounting and Donor Financial Reporting Branch

Columns Definition

Needs Based Plan
Latest annual approved version of operational needs as of December of the reporting year. WFP's needs-based plans constitute an appeal for resources to implement operations which are designed based on needs assessments undertaken in collaboration with government counterparts and partners

Implementation Plan
Implementation Plan as of January of the reporting period which represents original operational prioritized needs taking into account funding forecasts of available resources and operational challenges

Available Resources
Unspent Balance of Resources carried forward, Allocated contribution in the current year, Advances and Other resources in the current year. It excludes contributions that are stipulated by donor for use in future years

Expenditures
Monetary value of goods and services received and recorded within the reporting year

Annual Country Report

Eswatini Country Portfolio Budget 2024 (2020-2025)

Cumulative Financial Overview as at 31 December 2024 (Amount in USD)

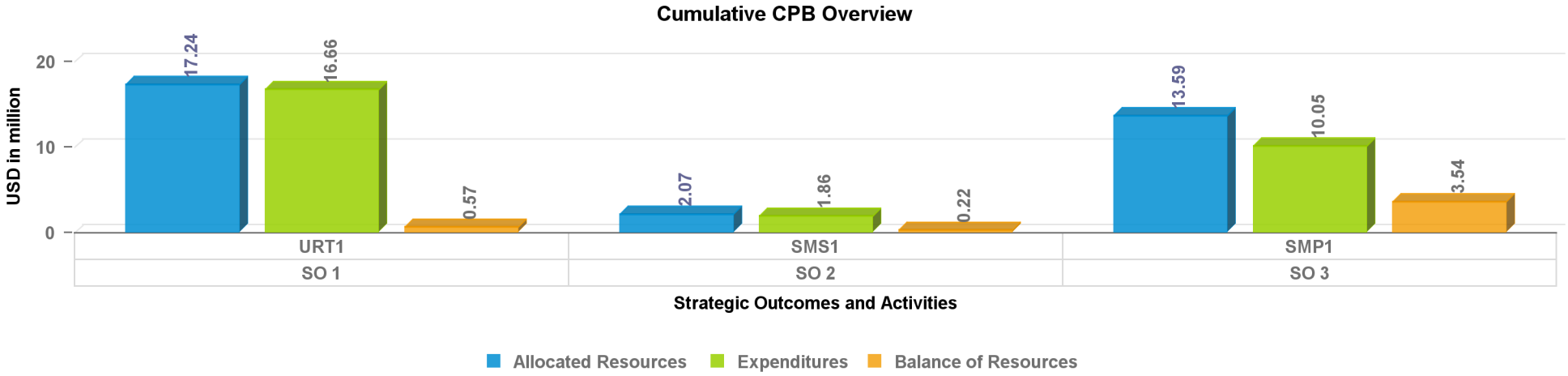

Code	Strategic Outcome
SO 1	Vulnerable populations in shock-affected areas are able to meet their basic food and nutrition needs during times of crisis
SO 2	Smallholder farmers in Eswatini, particularly women, have enhanced capacities to sustainably produce and supply structured markets with nutritious foods by 2025
SO 3	Vulnerable populations in Eswatini, particularly women, children, adolescent girls and people living with HIV, have access to integrated and shock-responsive social protection systems by 2030

Code	Activity Code	Country Activity - Long Description
SO 1	URT1	Provide food and/or cash-based transfers to food insecure people affected by shocks including children, identified using vulnerability-based targeting, identified using vulnerability-based targeting (VBT)
SO 2	SMS1	Strengthen the capacities of smallholder farmers, particularly women, to sustainably produce and supply nutritious foods to structured markets, including schools
SO 3	SMP1	Provide evidence and strengthen national systems and capacities to design and implement nutrition-sensitive and shock-responsive social protection programmes, including school feeding

Annual Country Report

Eswatini Country Portfolio Budget 2024 (2020-2025)

Cumulative Financial Overview as at 31 December 2024 (Amount in USD)

SDG Target	Strategic Outcome	Country Activity Description	Needs Based Plan	Allocated Contributions	Advance and Allocation	Allocated Resources	Expenditures	Balance of Resources
2.1	Vulnerable populations in shock-affected areas are able to meet their basic food and nutrition needs during times of crisis	Provide food and/or cash-based transfers to food insecure people affected by shocks including children, identified using vulnerability-based targeting, identified using vulnerability-based targeting (VBT)	33,369,785	17,235,368	0	17,235,368	16,663,006	572,362
		Non Activity Specific	0	0	0	0	0	0
Subtotal SDG Target 2.1 Access to Food (SDG Target 2.1)			**33,369,785**	**17,235,368**	**0**	**17,235,368**	**16,663,006**	**572,362**
2.3	Smallholder farmers in Eswatini, particularly women, have enhanced capacities to sustainably produce and supply structured markets with nutritious foods by 2025	Strengthen the capacities of smallholder farmers, particularly women, to sustainably produce and supply nutritious foods to structured markets, including schools	3,647,134	2,072,896	0	2,072,896	1,855,161	217,735
Subtotal SDG Target 2.3 Smallholder Productivity & Incomes (SDG Target 2.3)			**3,647,134**	**2,072,896**	**0**	**2,072,896**	**1,855,161**	**217,735**

This computer generated report is certified by the Chief of Contribution Accounting and Donor Financial Reporting Branch (CFORC)

Annual Country Report

Eswatini Country Portfolio Budget 2024 (2020-2025)

Cumulative Financial Overview as at 31 December 2024 (Amount in USD)

SDG Target	Strategic Outcome	Country Activity Description	Needs Based Plan	Allocated Contributions	Advance and Allocation	Allocated Resources	Expenditures	Balance of Resources
17.9	Vulnerable populations in Eswatini, particularly women, children, adolescent girls and people living with HIV, have access to integrated and shock-responsive social protection systems by 2030	Provide evidence and strengthen national systems and capacities to design and implement nutrition-sensitive and shock-responsive social protection programmes, including school feeding	24,070,666	13,588,927	0	13,588,927	10,046,881	3,542,046
	Non SO Specific	Non Activity Specific	0	0	0	0	0	0
Subtotal SDG Target 17.9 Capacity Building (SDG Target 17.9)			**24,070,666**	**13,588,927**	**0**	**13,588,927**	**10,046,881**	**3,542,046**
	Non SO Specific	Non Activity Specific	0	269,470	0	269,470	0	269,470
Subtotal SDG Target			**0**	**269,470**	**0**	**269,470**	**0**	**269,470**
Total Direct Operational Cost			**61,087,585**	**33,166,661**	**0**	**33,166,661**	**28,565,048**	**4,601,613**
Direct Support Cost (DSC)			**3,467,084**	**3,129,983**	**0**	**3,129,983**	**2,547,771**	**582,212**
Total Direct Costs			**64,554,669**	**36,296,644**	**0**	**36,296,644**	**31,112,820**	**5,183,825**
Indirect Support Cost (ISC)			**4,196,054**	**2,125,558**		**2,125,558**	**2,125,558**	**0**
Grand Total			**68,750,723**	**38,422,203**	**0**	**38,422,203**	**33,238,378**	**5,183,825**

This donor financial report is interim

Michael Hemling
CHIEF, CFORC

Michael Hemling
Chief
Contribution Accounting and Donor Financial Reporting Branch

Columns Definition

Needs Based Plan
Latest approved version of operational needs. WFP's needs-based plans constitute an appeal for resources to implement operations which are designed based on needs assessments undertaken in collaboration with government counterparts and partners

Allocated Contributions
Allocated contributions include confirmed contributions with exchange rate variations, multilateral contributions, miscellaneous income, resource transferred, cost recovery and other financial adjustments (e.g. refinancing). It excludes internal advance and allocation and contributions that are stipulated by donor for use in future years.

Advance and allocation
Internal advanced/allocated resources but not repaid. This includes different types of internal advance (Internal Project Lending or Macro-advance Financing) and allocation (Immediate Response Account)

Allocated Resources
Sum of Allocated Contributions, Advance and Allocation

Expenditures
Cumulative monetary value of goods and services received and recorded within the reporting period

Balance of Resources
Allocated Resources minus Expenditures