

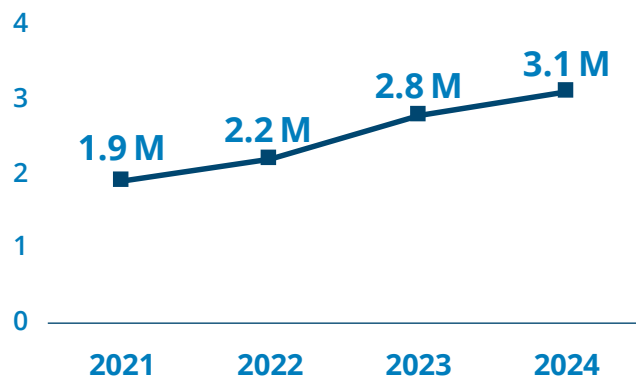
## PERILS COVERED



## YEAR BY YEAR GROWTH

Total number of people reached and insured in 2024:

3.1M



## DEMOGRAPHICS

(direct beneficiaries in households that received WFP premium support)

1 M Male

50%

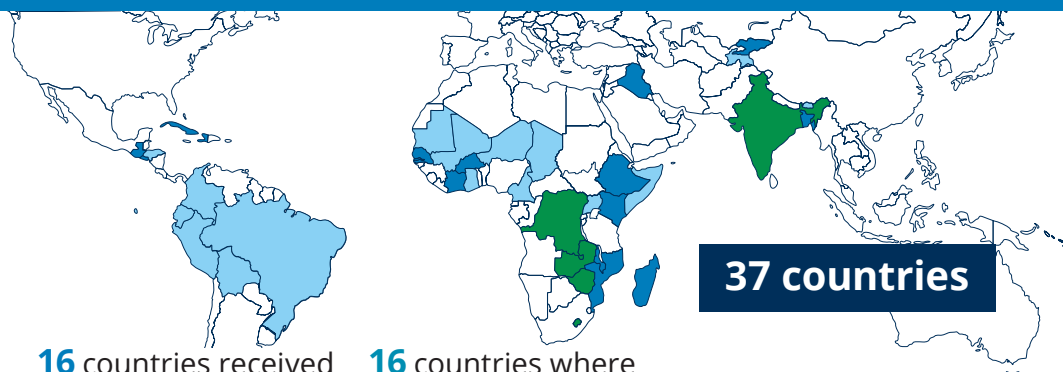
1 M Female

50%

Age Group	Male %
Under 18 years	16%
18 - 59 years	25.3%
60+ years	16.9%

Age Group	Female %
Under 18 years	17%
18 - 59 years	25.9%
60+ years	15.8%

## COUNTRY COVERAGE



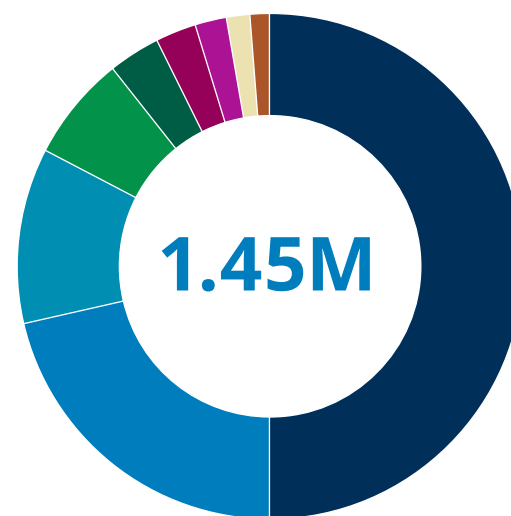
16 countries received WFP's direct support for product design, implementation and premium payment

16 countries where WFP plans to expand support for the design, scale up and/or implementation of inclusive risk financing

5 countries supported through technical assistance to governments



## PEOPLE BENEFITING FROM PAYOUTS



### Country

- Zambia - 721K (49.9%)
- Ethiopia - 309K (21.4%)
- Malawi - 162K (11.2%)
- Bangladesh - 96K (6.7%)
- Senegal - 48K (3.3%)
- Haiti - 37K (2.6%)
- Mozambique - 29K (2.0%)
- Côte d'Ivoire - 21K (1.5%)
- Kyrgyz Republic - 18K (1.2%)

## PEOPLE COVERED BY REGION

SOUTHERN AFRICA

1.34M

43%

EASTERN AFRICA

1.33M

42%

WESTERN AFRICA

190K

6%

ASIA AND THE PACIFIC

163K

5%

LATIN AMERICA AND THE CARIBBEAN

119K

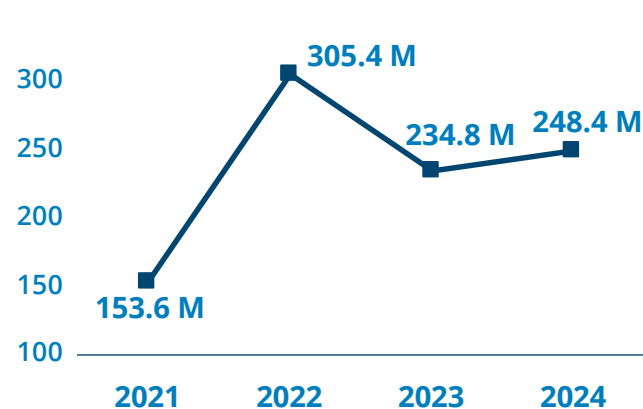
4%

MIDDLE EAST

2K

~0%

## GLOBAL COVERAGE BY YEAR



Total sum insured in 2024:

US\$248.4M



## INCLUSIVE INSURANCE

Over 3.14 M people covered by micro/meso insurance in 2024

Total value of premium amounts to US\$14.8 M

Over US\$248 M in financial coverage

Over 1.4 M people benefiting from inclusive insurance payouts distributed in 2024

Over US\$41.5 M in insurance payouts distributed in 2024



## SAVING AND LOANS

320,600 participants engaged in financial inclusion initiatives

68 percent of participants are women



Over US\$17 M saved by participants of financial inclusion programmes

US\$10.2 M of loans accessed by financial inclusion initiative participants



**The next page is the printable  
version of the above poster**

# 2024 INCLUSIVE RISK FINANCING SNAPSHOT

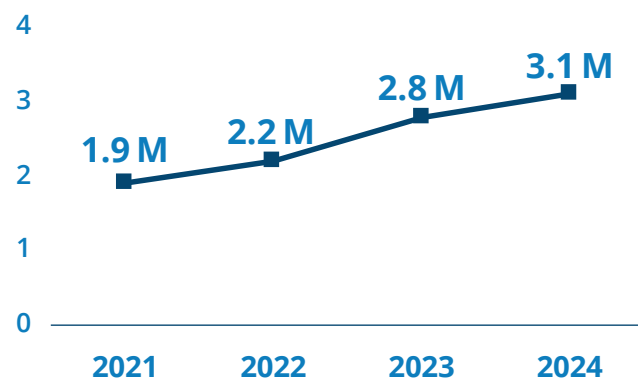
## PERILS COVERED



## YEAR BY YEAR GROWTH

Total number of people reached and insured in 2024:

3.1M



## DEMOGRAPHICS

(direct beneficiaries in households that received WFP premium support)

1 M Male

50%

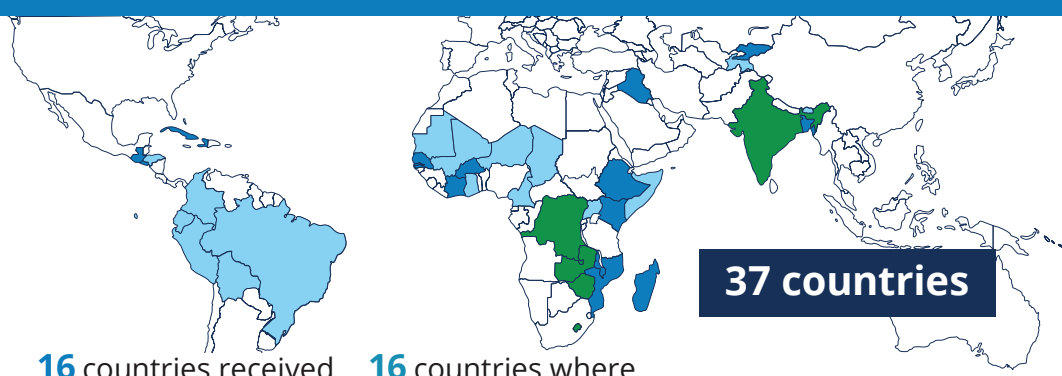
1 M Female

50%

Age Group	Male %
Under 18 years	16%
18 - 59 years	25.3%
60+ years	16.9%

Age Group	Female %
Under 18 years	17%
18 - 59 years	25.9%
60+ years	15.8%

## COUNTRY COVERAGE

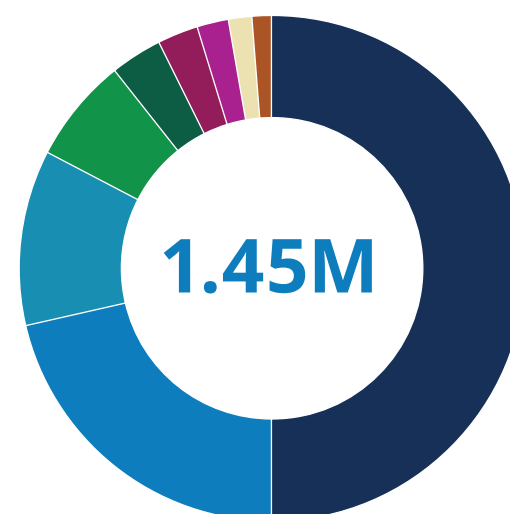


16 countries received WFP's direct support for product design, implementation and premium payment

16 countries where WFP plans to expand support for the design, scale up and/or implementation of inclusive risk financing

5 countries supported through technical assistance to governments

## PEOPLE BENEFITING FROM PAYOUTS



### Country

- Zambia - 721K (49.9%)
- Ethiopia - 309K (21.4%)
- Malawi - 162K (11.2%)
- Bangladesh - 96K (6.7%)
- Senegal - 48K (3.3%)
- Haiti - 37K (2.6%)
- Mozambique - 29K (2.0%)
- Côte d'Ivoire - 21K (1.5%)
- Kyrgyz Republic - 18K (1.2%)

## PEOPLE COVERED BY REGION

SOUTHERN AFRICA

1.34M

43%

EASTERN AFRICA

1.33M

42%

WESTERN AFRICA

190K

6%

ASIA AND THE PACIFIC

163K

5%

LATIN AMERICA AND THE CARIBBEAN

119K

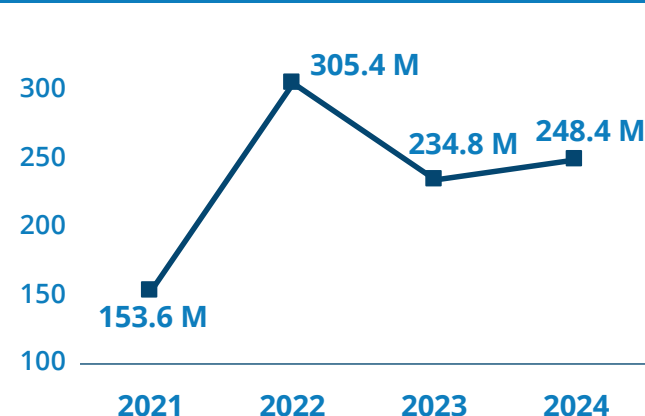
4%

MIDDLE EAST

2K

~0%

## GLOBAL COVERAGE BY YEAR



Total sum insured in 2024:

US\$248.4M



## INCLUSIVE INSURANCE

Over 3.14 M people covered by micro/meso insurance in 2024

Total value of premium amounts to US\$14.8 M

Over US\$248 M in financial coverage

Over 1.4 M people benefiting from inclusive insurance payouts distributed in 2024

Over US\$41.5 M in insurance payouts distributed in 2024



## SAVING AND LOANS

320,600 participants engaged in financial inclusion initiatives

68 percent of participants are women

Over US\$17 M saved by participants of financial inclusion programmes

US\$10.2 M of loans accessed by financial inclusion initiative participants

