WFP

World Food Programme

SAVING LIVES

CHANGING LIVES

Afghanistan
Annual Country Report 2025

Country Strategic Plan

2018 - 2027

Table of contents

Overview . . . 3

Operational context . . . 9

Providing Lifesaving Care . . . 12

Programme performance . . . 13

Strategic outcome 01 . . . 13

Strategic outcome 02 . . . 16

Strategic outcome 03 . . . 19

Strategic outcome 04 . . . 22

Strategic outcome 05 . . . 24

Strategic outcome 06 . . . 26

Cross-cutting results . . . 29

Gender equality and women's empowerment . . . 29

Protection and accountability to affected people . . . 31

Environmental sustainability . . . 33

Nutrition integration . . . 35

Partnerships . . . 37

Financial Overview . . . 39

Data Notes . . . 44

Annex . . . 45

Reporting on beneficiary information in WFP's annual country reports . . . 45

Figures and Indicators . . . 46

Beneficiaries by Sex and Age Group . . . 46

Beneficiaries by Residence Status . . . 46

Beneficiaries by Programme Area . . . 46

Annual Food Transfer (mt) . . . 47

Annual Cash Based Transfer and Commodity Voucher (USD) . . . 47

Strategic Outcome and Output Results . . . 49

Cross-cutting Indicators . . . 71

Overview

Key messages

- Despite a 47 percent funding drop, WFP protected life-saving assistance through targeted hotspot responses during overlapping drought, returnee influx, and earthquakes in 2025. Early action proved more cost-effective and prevented deterioration among highly food-insecure households.
- WFP co-developed Afghanistan's Social Protection Engagement Framework, shaping a coordinated, multisector blueprint with the World Bank and UNICEF to move from fragmented humanitarian interventions toward predictable, shock-responsive safety nets.
- Despite escalating restrictions by de facto authorities, WFP protected women's opportunities by expanding home-based livelihoods, tailored vocational training, psychosocial support, and safe-space programming, ensuring women continued earning incomes and participating in community decision-making.

Expanding partnerships and early action despite funding cuts

Afghanistan enters 2026 facing converging pressures that are pushing communities beyond their coping capacity: nearly one-third of the population (17.4 million people) is facing crisis or emergency levels of hunger in winter, including 4.7 million in Emergency (IPC4) levels - 50 percent more people than the same period a year ago. Malnutrition is also worsening, with 6-7 percent more children under 5 (3.7 million) facing acute malnutrition compared with 2024.

Layered atop restrictions on women and girls' human rights, the worst drought since 2018 and two devastating earthquakes, the forced return of 2.5 million Afghans in 2025 strained already-fragile labour markets and pushed families into debt and displacement. For decades, WFP has been the largest provider of food assistance in Afghanistan, keeping the crisis in check. However, for the first time, WFP was unable to mount an adequate winter responseto address growing needs. WFP will reach 4 million people with 3 months of assistance between November and April, down from 6 million with 6 months of assistance last winter. In 2025, funding to WFP decreased by 47 percent from 2024. In response, WFP has had to make difficult trade-offs: reductions in ration sizes and transfer values, shortened assistance cycles, suspension of blanket nutrition support for children aged 24-59 months, and a shift away from large-scale general food assistance toward more limited support for the highly vulnerable. WFP was also forced to suspend services to six remote locations through its UN Humanitarian Air Services that are no longer accessible by air for humanitarian partners, impacting essential support for isolated communities.

The cuts to assistance have been devastating. WFP monitoring shows a 26 percent increase in poor food consumption following cuts in assistance, with 88 percent of households that previously had acceptable consumption falling to "borderline" or "poor" levels. Women and girls have borne a disproportionate share of this burden, with female-headed households consistently adopting more extreme coping strategies like child labour or early marriage of daughters.

Against this backdrop, WFP has focused on delivering an early response across programmes so it can reduce household and community vulnerabilities before further decline. In 2025, WFP reached 6.7 million with general food assistance (excluding contingency responses), a 24 percent decrease from 2024. However, WFP has prioritized proactive action. WFP has invested in building its early warning capacity so it can monitor impending hotspots of extreme food insecurity and provide targeted assistance to households at high risk before they fall into catastrophic hunger conditions and adopt severe, irreversible coping strategies. A 2025 study showed the value of this approach: early action through the hotspot response (3 months of half rations) can mitigate the need for a late response at 5 times the cost (7.5 months of full rations). In April 2025, WFP also participated in the first-ever activation of the inter-agency Anticipatory Action Framework for drought in Afghanistan, working with UN partners to provide multipurpose cash assistance to high-risk households so they can prepare for and mitigate the impact of drought.

WFP has also prioritized its resilience, food systems, and livelihoods support, recognizing that building climate and economic resilience helps reduce future vulnerability. WFP conducted a comprehensive cost-benefit analysis of community-based assets developed during resilience programming in 2024. The results revealed that every dollar

invested by communities in resilience infrastructure (in terms of inputs and resources) generates a return of USD 5.48 through agricultural production increase from existing and new land, employment generated, and community assets protected. In 2025, WFP conducted the largest-ever community planning exercise for resilience-building activities. The exercise engaged communities in 29 provinces to identify and prioritize assets, livelihoods opportunities, and vocational skills in each location, helping to ensure that the next round of projects have similar impact. Over the year, nearly 16,500 women have been supported with livelihoods opportunities through home-based work and vocational centres, enabling them to work and generate incomes despite increasing restrictions.

Over the year, WFP reached over 881,600 schoolchildren (nearly 370,000 girls) in over 6,020 schools across 11 provinces through school meals. To leverage the potential economic benefits of this programme, WFP also began mapping linkages between smallholder farmer projects and home-grown school feeding initiatives (e.g., dairy suppliers for milk or bakeries supplying school snacks).

As acute malnutrition worsened in 2025, WFP preserved life-saving nutrition interventions as a programmatic priority, delivering preventive and treatment services for 1.5 million children under 5 and nearly 1.2 million pregnant and breastfeeding women (PBW**)** across emergency assistance, safety nets, and through health systems. Nutrition behaviour-change messaging was embedded across food, cash, resilience, and school feeding programmes, helping households protect diets and improve care practices despite shrinking resources. An overall reduction of coverage and prioritization measures were required to safeguard nutrition commodities threatened by funding reductions and supply constraints - including prioritizing 6-23 month children for prevention interventions instead of 6-59 months. However, this increases the risk of relapse.

WFP scaled up its nutrition-sensitive safety net for nearly 68,000 PBW with children under 2 through the Maternal and Child Benefit Programme (MCBP). The programme provides regular cash transfers and social and behaviour-change (SBC) communication sessions to incentivize health and nutrition service utilization. WFP also expanded this programme in 2025 to integrate shock-responsive mechanisms for households affected by the earthquakes and integrate a nutrition-sensitive livelihoods component in three districts targeting women and youth.

Evidence generated during 2025 reinforced the strategic importance of consistent and proactive assistance, underscoring the need for programmes like MCBP. Analyses examining relapse into food insecurity following reductions in assistance show a clear pattern: households receiving irregular or one-off support are significantly more likely to fall back into crisis than those receiving smaller but regular transfers. A 2025 WFP study in two provinces, which tracked 359 children post-discharge from malnutrition treatment, found that 45 percent relapsed within six months, driven by multiple factors: worsening food insecurity, unsafe drinking water, or recent illness. Households under economic stress often resort to borrowing food or money and reducing meals, leaving children without adequate energy and nutrients. Together, these findings underline the importance of proactive, sustained, integrated engagement rather than short-term, reactive fixes.

Encouragingly, there has also been progress toward more systemic solutions. In July, WFP, alongside the World Bank and UNICEF, co-developed the Multi-Partner Social Protection Engagement Framework - the first coordinated, forward-looking blueprint for Afghanistan's social protection architecture since the takeover. While a national social protection system is unlikely in the near future, this framework unites humanitarian and development partners around the goals and interim steps to support food security, address underlying factors of vulnerability and boost livelihoods. WFP's beneficiary registration system, SCOPE, is being increasingly leveraged by partners, with data sharing agreements signed with UN Women, FAO and IOM this year. With more than 6 million biometrically-identified identities already registered in the system, WFP is well-positioned to operationalize the framework.

As 2026 begins, emergencies continue, structural drivers of food insecurity remain largely unchanged, malnutrition has increased, and funding shows little sign of returning to previous levels. As 2025 showed, early warning and preventative action can help direct limited resources where they are most needed - especially when paired with longer-term investments in human capital, community resilience and predictable safety nets. However, without greater international support, the outlook for 2026 remains sobering.

12,399,327

Total beneficiaries in 2025

53% **female**

47% **male**

Estimated number of persons with disabilities: 3,347,824 (49% Female, 51% Male)

Beneficiaries by Sex and Age Group

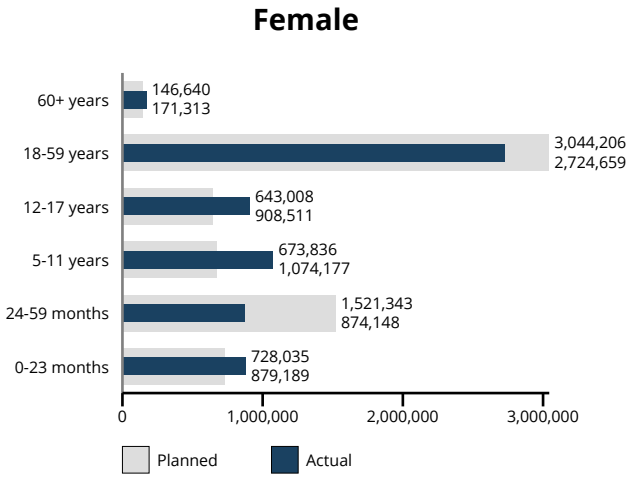

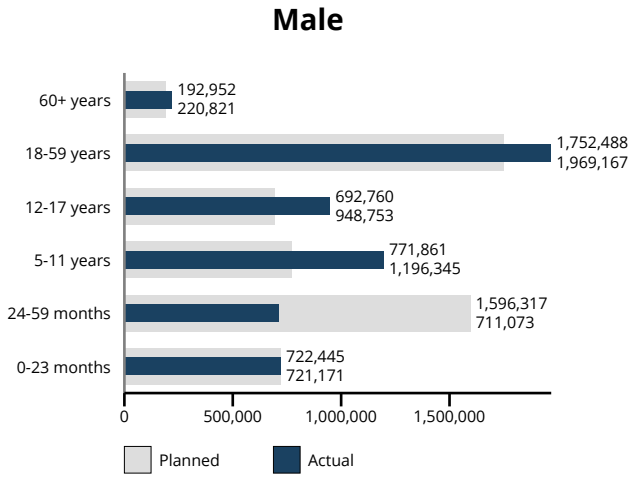

Beneficiaries by Residence Status

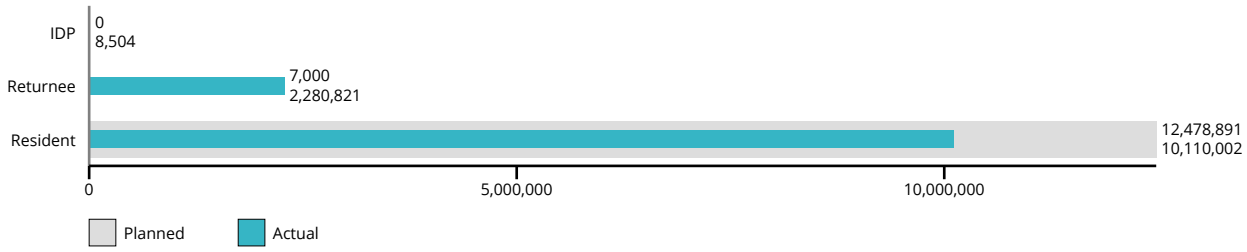

Beneficiaries by Programme Area

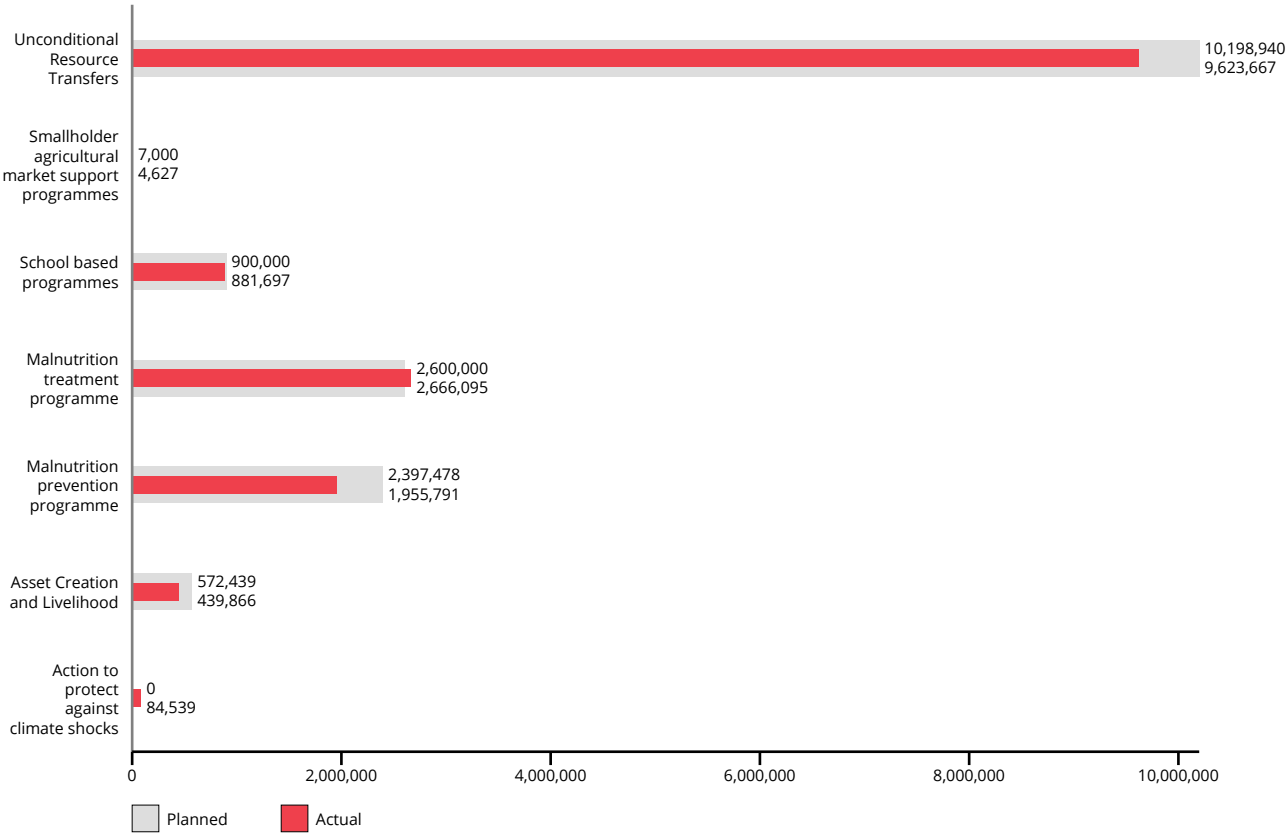

Beneficiaries by Modality

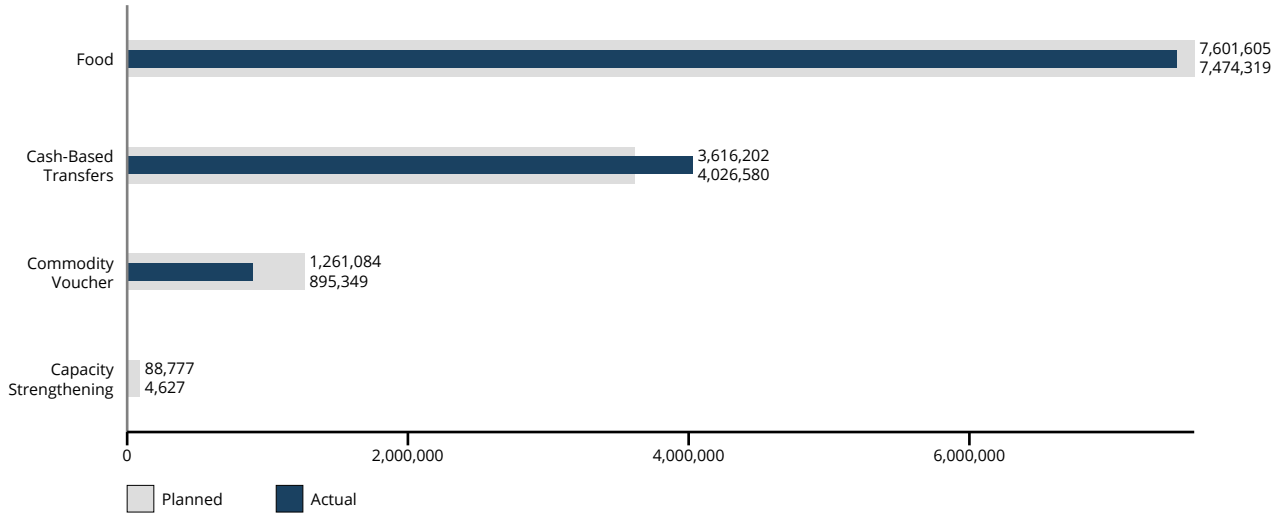

Total Transfers by Modality

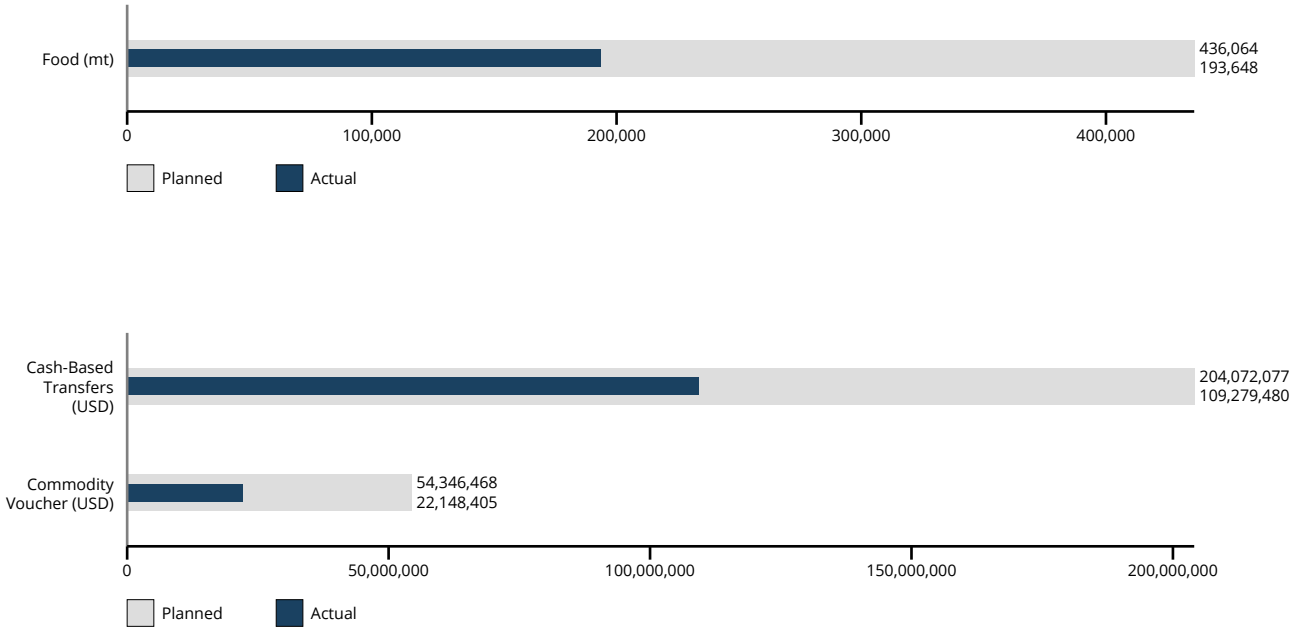

Annual Food Transfer (mt)

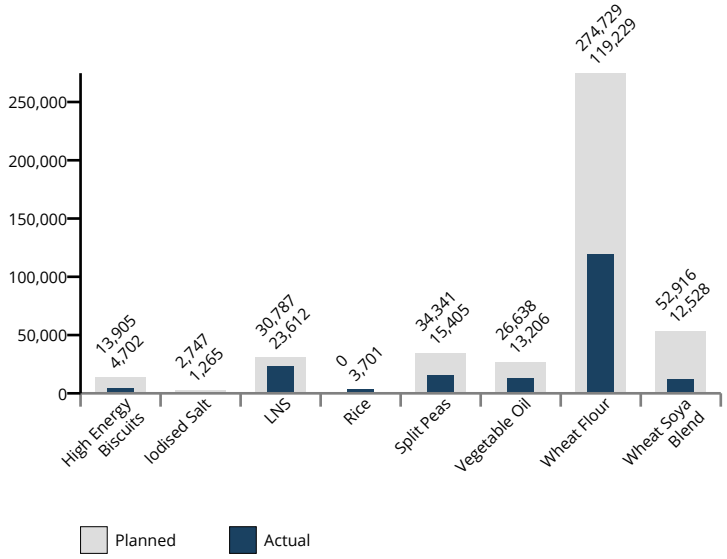

Annual Cash Based Transfer and Commodity Voucher (USD)

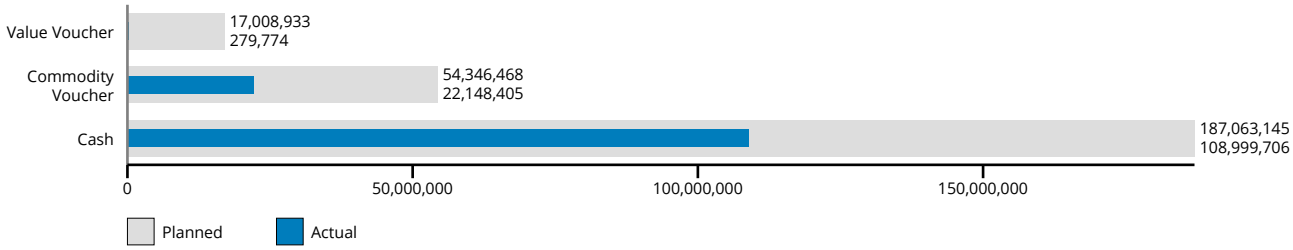

Operational context

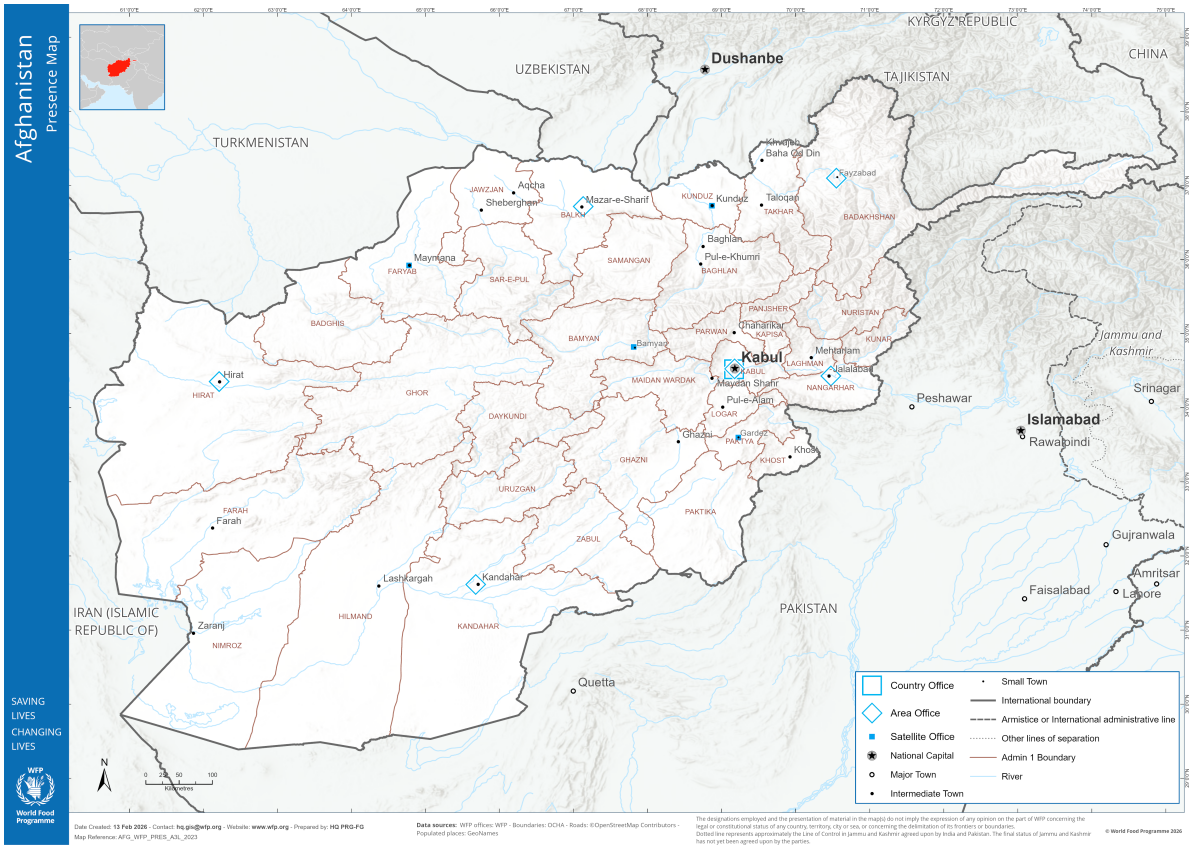

Afghanistan's operating environment in 2025 was shaped by overlapping shocks: the most severe drought since 2018, which has led to a collapse of rainfed agriculture and widespread pasture loss, two earthquakes over magnitude 6.0 that left more than 130,000 people in acute need of humanitarian assistance, and escalation of cross-border violence with Pakistan that displaced families, closed supply routes for essential goods, and increased the cost of key food items for a population already struggling to meet basic food needs.

Nearly 2.5 million Afghans returned to the country over the year (as of mid-November), many forcibly expelled by Iran and Pakistan. This signifies a 6 percent increase in the country's population, straining already overstretched national and humanitarian resources and services. The returnees - who are not captured by regular assessments and often excluded from assistance - represent lost remittances for families in Afghanistan and increased competition for scarce casual labour, especially in urban areas. This has a direct impact on food security; WFP market monitoring shows that, on average, a full-time casual labourer could only afford 44 percent of the cost of the WFP food basket in December, down from 62 percent the previous year.

At the same time, the sharp contraction in donor funding has severely limited the ability of humanitarian agencies to meet these growing needs. From 2024 to 2025, new contributions to WFP fell by a staggering 47 percent, down from USD 589 million to USD 315 million. WFP forecasts a further reduction in funding for 2026.

Given the scale of the shocks and limited ability to respond, acute food insecurity and malnutrition have worsened in 2025, with 17.4 million people (36 percent of the population) facing acute food insecurity entering into the 2025/2026 lean season. Nearly 3.7 million children ages 6-59 months and 1.2 million pregnant and breastfeeding women (PBW) suffer from acute malnutrition, with projections indicating an additional 6-7 percent increase in acutely malnourished children in 2026. Unfortunately, in this situation, extreme coping strategies such as sending children to work or pulling them out of school has become normalized in Afghanistan. WFP monitoring shows that in 2025, one in four households cut off from WFP assistance have sent their children to work, and one in ten have sold their daughters into early marriages.

Restrictions on women and girls' education, employment and mobility, as well as interventions from the de facto authorities (DFA) continued to pose barriers to inclusive aid delivery. In the second half of the year, DFA personnel restricted Afghan women from working or visiting UN premises, requiring most national female staff to work remotely. In response, WFP and partners reinforced systems to sustain delivery, including remote work arrangements,

community engagement action plans, and strengthened accountability mechanisms. These measures ensure that principled delivery continues, even in the face of restrictions, while advocacy with authorities and stakeholders remains ongoing.

In this context of increased needs and decreased funding, WFP has shifted from its seasonal approach to a highly targeted "hotspots" approach, utilizing early warning data and famine prevention analysis to reach the most food-insecure populations with assistance.

Under strategic outcome 1, WFP provided emergency assistance for food-insecure populations through in-kind and cash-based transfers (CBT), prioritizing resources through the hotspot response due to funding shortages. WFP worked with the International Organization for Migration (IOM) to support returnees at the border, and provided a contingency response (targeting people affected by sudden shocks) for earthquake victims. Although also affected by funding and supply constraints at the Pakistani border, targeted and blanket supplementary feeding programmes for children ages 6-23 months and PBW continued under this strategic outcome, implemented as part of the hotspot and contingency response when possible and accompanied by social behaviour change and messaging.

To complement life-saving assistance, WFP provided resilience building activities that strengthen livelihoods and food systems through strategic outcomes 2 and 4. WFP provided in-kind assistance for asset-building projects that improved the capacity of communities to adapt to climate change, such as construction of flood protection walls and irrigation canals, as well as vocational skills training and small-scale value chains projects targeting women to enable greater access to employment and income generation opportunities. WFP continued providing support to private flour millers on flour fortification.

Under strategic outcome 3, WFP supported school-aged children, PBWs, and children under 2 through school feeding, a maternal and child health safety net, and stunting prevention activities. WFP expanded its home-grown school feeding initiatives of locally produced fortified bread (Bread+) and vegetable samosas while continuing to provide fortified biscuits and take-home vegetable oil to vulnerable schoolchildren. WFP also scaled up the Maternal and Child Benefit Programme, providing CBT and information on nutrition, health and immunization to mothers, and launched a livelihoods component as part of the safety net. Given the positive outcomes of the stunting prevention pilot launched in 2024, WFP expanded the stunting prevention activities to another district in 2025.

Strategic outcome 5 was initially established for WFP to provide policy support to the government but has been largely dormant since 2021. In 2025, WFP collaborated with social protection partners to launch the Afghanistan Multi-Partner Social Protection Engagement Framework (SP Framework). Given the lack of a national system and national counterpart, the framework sets out the foundations to promote coordinated action by development partners for a social protection system.

Under strategic outcome 6, WFP continued to provide logistics, on-demand services such as identity management and beneficiary registration, and operate the UN Humanitarian Air Service (UNHAS).

In 2025, Russia became the first and only country to formally recognize the Government of the Islamic Emirate of Afghanistan, and India announced the reopening of its official embassy in Kabul. Despite these developments, the DFA remain politically isolated from most of the international community. In light of the uncertain political environment and ongoing UN80 reform discussions, WFP extended its Country Strategic Plan for two more years to conclude in December 2027.

Risk management

To manage risks associated with DFA attempted interference and restrictions on women, WFP strengthened its Access & Engagement Strategy and reinforced field office capacity to negotiate safe humanitarian corridors - supported by conflict-sensitivity assessments and socio-political analyses to guide programming. WFP also operationalized inter-agency standard operating processes and expanded support for female staff through alternative work modalities and enhanced monitoring systems.

As funding decreased, resource mobilization efforts intensified through high-level advocacy and engagement with international financial institutions to secure multi-year commitments. Enhanced early warning systems enabled prioritization of resources for food-insecure hotspots, while assurance and compliance reviews reinforced donor confidence.

Supply chain disruptions continued due to border closures with Pakistan and new regulatory requirements such as pre-arrival clearance of select commodities with authorities. WFP implemented contingency measures, including diversification of transport corridors, local procurement, and exploration of new overland routes via Iran. WFP also scaled up internal testing capacity and supplier training to improve food safety and quality controls.

Under its enterprise risk management framework and the Global Assurance Project plan, WFP advanced anti-fraud and anti-corruption efforts, introducing risk-based spot checks, digital payment oversight, centralized management of cooperating partners, and began utilizing the UN Partner Portal for partner selection. Fiduciary risks were addressed through structured cooperating partner management, segregation of duties, strengthened invoice controls, and biometric verification in CBT operations. Implementation of the integrated assurance plan, supported by audits, third-party monitoring, and regular risk-review meetings, ensured mitigation measures were applied and adapted as the context evolved.

Accountability was strengthened through integrated dashboards linking community feedback mechanisms with monitoring data and compliance with HQ guidance for handling misconduct allegations. Monitoring was strengthened through the rollout of a risk-based framework and a Centralized Monitoring System, improved CBT reconciliation processes, market monitoring, and measures to ensure female monitoring access via a *mahram* guideline.

Lessons learned

In 2025, WFP conducted a return on investment (ROI) study on its Famine Early Warning system, comparing households that received early assistance through the hotspot response with those that were dropped from the winter response due to funding gaps. WFP assessed food security and coping strategies and compared the costs of reaching households early with mounting a full emergency response.

The study showed a clear financial and humanitarian argument for early action: 14 percent of households assisted through the hotspot response avoided moderate or severe hunger, and 8 percent were protected from falling into poor food consumption after two months of hotspot assistance. In contrast, families that did not receive early support were more likely to adopt negative coping strategies to maintain food consumption. At the same time, the hotspot response was cheaper, saving almost 20 percent per month in costs to provide preventive assistance compared with assisting households after they had fallen into severe situations.

WFP has been building up its early warning capacities with support from France, the European Commission, and UK. The ROI study shows the clear benefits in continuing to build up the Famine Early Warning system, especially in resource-constrained situations.

Providing Lifesaving Care

High in the rugged mountains of Badakhshan lies the remote village of Paish, where twin sisters Fatima and Zahra were born into poverty. At just two months old, both were diagnosed with acute malnutrition. Their mother, herself malnourished, sought help at the district hospital, where the twins received two months of treatment and gradually regained strength. The family's economic hardship persisted, and the threat of relapse remained ever-present.

The family's inclusion in the Maternal and Child Benefit Programme (MCBP) supported by the World Bank proved a turning point for them. Implemented by WFP, the programme is a lifeline for families like Fatima and Zahra's.

The programme offers cash transfers and community-based sessions to pregnant women and mothers of children under 2 years. The cash helps families afford nutritious food and cover costs related to accessing health services. Meanwhile, awareness sessions - delivered by female trainers in local languages - help women understand topics like nutrition during pregnancy, exclusive breastfeeding, complementary feeding, hygiene and immunization.

In 2025, the programme reached nearly 70,000 women and 65,000 children across seven districts in seven provinces. These districts were chosen for their chronic food insecurity and high rates of child malnutrition.

The impact of the programme has been tangible. Feedback from health staff showed increased clinic-based deliveries, vaccinations and antenatal checkups. Nutrition counsellors reported a rise in referrals, especially for malnutrition cases, following the implementation of programme. Households also reported adopting better nutrition and infant care practices, reflecting the programme's impact on families.

This focus on regular support and awareness is critical to avoid a relapse of acute malnutrition. WFP conducted a relapse study in 2025, which followed 359 children in Hilmand and Kandahar provinces after they were discharged from nutrition treatment. The study showed that overall, 45 percent of children relapsed after discharge - most within six months. One of the biggest contributing factors for relapse was food insecurity and lack of access to health facilities.

For Fatima and Zahra's mother, the programme was transformative. She joined the awareness sessions before receiving her cash entitlement and learned important information about nutrition and childcare. With renewed hope, she began visiting the health facility regularly. The cash assistance allowed her to buy nutritious food and cover transportation costs to the clinic.

In Shahgan village, Badakhshan province, Abdul Wahid, a father, saw similar changes in his family. Initially, his wife was reluctant to visit health facilities, but the programme encouraged her to seek vaccinations and health services for their child. Before the programme, their child was frequently ill, and the stress weighed heavy on both parents. But with two rounds of cash assistance and consistent health checkups their child's condition improved.

Over time, the mother also became more engaged through the programme's health and nutrition awareness sessions. She attended regular gatherings led by health workers, where she learned how to recognize danger signs in children, prepare nutritious meals with local ingredients and maintain hygiene at home.

Afghanistan is facing a sharp rise in hunger, with malnutrition reaching unprecedented levels. Programmes like this one are proving transformative, enhancing nutrition and health among mothers and children, while equipping communities with the knowledge and tools to care for their own well-being.

Programme performance

Strategic outcome 01: Vulnerable people in Afghanistan are able to meet their food and nutrition needs before, during and immediately after crisis through 2027

6.7 million people reached with emergency food or cash-based assistance.

2.3 million forced returnees assisted at the border with multi-purpose cash assistance and fortified biscuits.

84,500 people receiving anticipatory cash due to the activation of the **first inter-agency Anticipatory Action Framework** for drought in Afghanistan.

2.9 million people facing extreme food insecurity supported through hotspot response, based on **early warning data** and **famine prevention analysis.**

1.2 million children and 674,000 pregnant and breastfeeding women received specialized nutritious food for the prevention of malnutrition.

Under strategic outcome 1, WFP supported people in Afghanistan to meet their emergency food and nutrition needs. Although food insecurity and malnutrition worsened in 2025 due to a combination of drought, a major influx of returnees, and critical funding shortages across the humanitarian sector, WFP did not have sufficient resources to meet the increased needs and was forced to scale down its assistance over the year. During the year, WFP was resourced at 55 percent against its country portfolio needs for emergency assistance (activity 1) and 42 percent for nutrition (activity 9).

Between January and May, WFP reached 6.2 million people in food-insecure (IPC 3+) districts with 6 months of assistance, many who had been unable to receive their entitlements in late 2024 due to access restrictions. However, funding constraints and an increase of returnees from Iran and Pakistan - exceeding half a million people in July alone - forced WFP to reallocate resources and scale down its planned support for the rest of the year. WFP supported 400,000 people in June and July through the hotspot response, then reached roughly 1 million people per month in hotspots for the remainder of the year. Beneficiaries received three months of assistance and 50 percent of the monthly rations, delivered through an equal combination of in-kind commodities and CBT. WFP scaled down distributions of commodity vouchers in favour of cash, which has helped to reduce the operational costs associated with voucher management. Funding shortfalls forced WFP to cancel its 2025/26 winter scale up, which would have assisted 3 million people facing IPC 4 levels of food insecurity.

Working in close partnership with the International Organization for Migration (IOM), WFP provided multi-purpose cash assistance (MPCA) for returnees from Iran and Pakistan to cover the food costs of the minimum expenditure basket for one month, with IOM providing the rest. The contingency response, to support populations affected by sudden shocks or conflicts with two months of full rations, was activated following flash floods, two major earthquakes, and internal displacements caused by clashes between Afghan and Pakistan forces.

In late 2024 and early 2025, early warning data had already pointed to the severity of the ongoing drought. WFP worked with UN partners to develop the inter-agency Anticipatory Action (AA) Framework for drought, which established thresholds based on precipitation levels and composite indicators and pre-agreed, coordinated actions once triggered. The thresholds were exceeded in April, which released pre-committed funding to enable WFP to provide a one-time transfer of MPCA to almost 85,000 beneficiaries across eight districts between June and August. This was the first time the inter-agency AA framework was activated in Afghanistan, and provides a model for the expansion of anticipatory actions to other climate-related shocks in the country.

The additional shocks in 2025 have contributed to a worsening nutrition situation in the country, and projections suggest a further 6-7 percent increase in acutely malnourished children in 2026. Under activity 9, WFP continued to support pregnant and breastfeeding women (PBW)[1] and children ages 6-59 months through a targeted supplementary feeding programme (TSFP), delivered through health facilities, and blanket supplementary feeding (BSFP) for populations also receiving WFP emergency food assistance to prevent further nutritional decline.

Under the TSFP initiative, WFP distributed more than 20,630 metric tons (mt) of specialized nutritious foods (SNF) to 1.5 million children and 1.2 million PBW at 2,843 health facilities (2,760 fixed clinics and 83 mobile health and nutrition teams) in all 34 provinces. Nutrition messaging, with a strong focus on maternal diets and infant and young child feeding practices, was integrated into routine programme delivery. In 2025, the decrease and suspension of funding from key donors resulted in the closure of 142 health facilities, which reduced TSFP coverage and prevented the expansion of WFP's nutrition treatment activities.

BSFP activities for vulnerable PBW and children ages 6-59 months were integrated with in-kind and CBT assistance in general food assistance sites across the country. As a result of funding constraints starting in mid-year, WFP prioritized BSFP to children aged 6-23 months, and restricted support to the contingency responses only from June through September. From October to December, WFP then integrated it back into hotspot response areas. BSFP services were also provided at border crossing points for returnee families and were scaled up in earthquake affected provinces for children aged 6-23 months and PBW.

In August, WFP and UNICEF developed a strategic joint action plan to stop wasting in Afghanistan, a programmatic shift to ensure that as many children as possible benefit from coordinated early actions to address and prevent wasting in humanitarian settings. To contextualize global guidelines on wasting management, WFP also supported the revision of the national Integrated Management of Acute Malnutrition (IMAM) guidelines, led by the de facto Ministry of Public Health, to clarify new treatment guidelines for nutrition partners and thus laying the groundwork for updated protocols aligned with global best practice. Full roll out of the programmatic shifts begins in January 2026 following completion of training and coordination with the de facto authorities.

Outcomes

Post-distribution monitoring of BSFP shows that the minimum acceptable diet (MAD) among children aged 6-23 months remains critically low, indicating that children continue to face significant constraints in both dietary diversity and adequate feeding frequency, reflecting persistent challenges in household food access and caregiving practices. Dietary diversity among women and girls of reproductive age has also deteriorated, suggesting that women's access to a variety of nutrient-rich foods has worsened, likely influenced by limited household resources, seasonal food shortages, and prioritization of children's dietary needs. Collectively, these trends point to persistent nutritional vulnerabilities within the winter caseload, with little progress in key dietary indicators. In 2025, due to funding shortfalls, only 50 percent of the general food assistance ration (in-kind and CBT) was provided, alongside SNFs and social and behavior change communication (SBCC). The 50 percent transfer value at the household level potentially affected the ability of households to meet minimum nutritional requirements, particularly among the most vulnerable households targeted for general food assistance, who have limited income sources and coping capacity. This directly constrained dietary diversity and limited the overall nutritional impact of the assistance package.

In 2025, WFP conducted a return on investment analysis of the first round of Early Warning-triggered hotspot response. The analysis found that targeted early action prevented 14 percent of assisted households from falling into moderate or severe hunger, and that early action significantly reduced the need for costlier assistance at a later stage. For every USD 1 invested in the first round of the hotspot response, WFP avoided approximately USD 1.27 in future costs, demonstrating that early action can deliver both better food security outcomes and better value for money.

Innovations and lessons learned

An end-to-end digital targeting system, built using encrypted data collection tools and integrated with SCOPE, WFP's beneficiary information and transfer management platform, became fully operational in 2025. This enabled WFP to ensure oversight on community-based targeting, partner verification, third-party monitoring spot checks, and final registration in a single, coherent process. WFP also rolled out new vulnerability criteria for its general food assistance and hotspot response to improve targeting accuracy and reduce inclusion and exclusion errors, and provided additional guidance and training for cooperating partners and third-party monitors.

To strengthen community engagement and promote greater participation of women in the Community Food Assistance Committees (CFACs), WFP developed specific training modules for its partners and developed a comprehensive code of conduct for the CFACs to enhance accountability, inclusivity, and gender-sensitive practices. In the eastern region, WFP developed tailored participation strategies that saw an increase in the engagement of women on CFACs, and expanded the initiative to other regions during the year. The proportion of CFACs with women members increased by 10 percentage points across all regions compared with the year before.

WFP reviewed and simplified registration requirements for women, particularly those without official identification documents. Approximately 90 percent of distribution points saw women beneficiaries come for distributions in person, with on average 25 percent of overall assistance collected by women recipients.

Given persistent funding constraints, WFP also introduced operational efficiencies such as off-truck distributions, which allowed food to be delivered directly to communities without requiring formal distribution sites. This reduced costs by an estimated USD 350,000 since its launch in August and proved particularly valuable in remote or rapidly evolving contexts.

Partnerships
Under activity 1, WFP engaged 51 cooperating partners, of which 47 were national nongovernmental organizations (NGOs) and 4 were international NGOs. The joint inter-agency response on returnees and anticipatory action also required close working relationships with UN partners. WFP and IOM have invested in integrated process flows at border transit centres, and integrated SCOPE with IOM's QR code ticketing system. This has enabled the automated and quick compiling of key data fields in SCOPE to reduce registration time.

As part of the AA framework, WFP led the coordination and engagement with MPCA partners to agree on harmonized targeting criteria and monitoring. WFP and UN Women signed a data-sharing agreement for WFP to conduct targeting and registration on behalf of UN Women.

WFP continued to co-lead the Food Security and Agriculture Cluster alongside FAO, contributed to the Nutrition and Protection Clusters, and collaborated closely with OCHA, UNHCR, UNICEF, IOM. Engagement with the de facto Ministry of Refugees and Repatriation, the Ministry of Rural Rehabilitation and Development, and the Afghanistan National Disaster Management Authority further ensured coherent prioritization and harmonization of targeting and monitoring approaches.

The Gender and Age Marker (GAM) score for both activity 1 and 9 is 4, indicating that gender and age considerations were integrated in all activities.

[1] Note: In the context of Afghanistan, WFP prefers to avoid the term "pregnant and breastfeeding girls" due to cultural sensitivities around unmarried women.

WFP GENDER AND AGE MARKER

CSP ACTIVITY	GAM MONITORING CODE
Provide unconditional, nutrition-sensitive food assistance to vulnerable people	**4 - Fully integrates gender and age**
Provide nutrition-specific assistance to vulnerable women, boys, and girls to prevent and treat acute malnutrition	**4 - Fully integrates gender and age**

Strategic outcome 02: Vulnerable people in Afghanistan have strengthened resilience capacities and are increasingly able to meet their food and nutrition needs by 2027

Large-scale Community-Based Participatory Planning conducted in **29 provinces** to ensure relevance and ownership of **assets** and **livelihood opportunities.**

Over **54,500 households** supported with in-kind and cash assistance to build or improve community assets that **strengthen climate resilience.**

701 community assets constructed, repaired, or extended through Ecosystems, Community Infrastructure and Livelihoods projects.

Over **6,500 women** trained in market-driven vocational skills, each receiving **5,800 AFN per month.**

The cumulative effects of prolonged economic fragility, limited livelihood opportunities and recurrent droughts continued to erode people's capacity to withstand shocks in Afghanistan. Against this backdrop, WFP's strategic outcome 2 contributed a critical bridge between life-saving assistance and longer-term self-reliance through its Ecosystems, Community Infrastructure and Livelihoods (ECL) and the Skills for Livelihood Opportunities (SLO) initiatives.[1] These initiatives under activity 2[2] supported participants to strengthen productive capacities, diversify incomes, and reduce reliance on harmful coping mechanisms. Initiatives under the Smallholder Agricultural Market Support (SAMS) and Small-Scale Value Chains (SSVC) projects, described in strategic outcome 4, were also planned and budgeted under this activity for greater programmatic coherence. Resilience activities were resourced at 126 percent against annual needs, although limitations on the funding received contributed to programming challenges (described below).

Under the ECL portfolio in 2025, WFP and its cooperating partners completed the existing community assets projects and launched a large-scale Community-Based Participatory Planning exercise across the country to identify and prioritize the new round of projects under both ECL and SLO. WFP initiated the new round of 12-month-long assets-building projects with 17 partners, working across 29 provinces. The implementation partnerships are signed for 12 months in each province with the vision to remain within the target districts for three years to ensure communities are self-sustaining to absorb shocks and remain resilient. In total, nearly 45,200 participants were supported with in-kind and cash assistance throughout the year, completing the construction and rehabilitation of 701 community assets and 245 km of irrigation canals, restoring 5,500 hectares of land, and more - designed to strengthen climate resilience.

In parallel, WFP delivered a full cycle of SLO activities aimed at equipping vulnerable women and youth with vocational skills that could offer greater livelihood opportunities. In 2025, close to 8,300 participants (79 percent women) received structured training in embroidery, shoemaking, mobile phone repair, or other market-driven skills, informed by labour market assessments. Each participant received a start-up kit, including tools, materials or equipment, to help them apply the skills learned and begin income-generating activities immediately after graduation. These trainings are for nine months, with six months of regular intensive trainings followed by three months of coaching and market integration to seek either employability or initiate self-employment economic activities.

WFP also expanded its partnerships with UN agencies through SLO activities. In three provinces (Kunar, Laghman, Balkh), WFP worked with UNICEF to complement this training with dedicated psychosocial support sessions that helped 80 women and adolescent girls overcome emotional stress, trauma, or self-confidence barriers linked to social restrictions. WFP and UNICEF began scaling up this support to reach an additional 220 women in these three provinces in 2025. WFP and UNICEF also expanded the project in Balkh in October to add a livelihoods and vocational skills training component for nutritionally vulnerable women. In October, WFP launched the First Food Initiative with FAO and UNICEF, integrating cash and market linkages with nutrition and social protection interventions.

The community planning exercise - the largest ever conducted by WFP for resilience-building activities - was a key milestone over the year. The process, initiated in January 2025 and concluding in April 2025, engaged communities in 29 provinces to identify and prioritize the assets, livelihoods opportunities, and vocational skills in each location. The process helped to ensure that assets were aligned with multi-year resilience pathways and strengthened community inclusion and ownership of the projects.

The DFA's increasing restrictions on women's movement and employment, however, complicated SLO delivery. In some provinces, women could only be trained in small groups near their homes, which required significant redesign of training components, or substitution with alternative and more expensive interventions, such as small-scale poultry rearing or home-based agricultural inputs. These adaptations demanded more intensive negotiation with community elders and local authorities, and delayed the start of some projects due to the lengthy clearance processes as well as CBT distributions. The border closures with Pakistan starting in the third quarter also drove up the cost of materials, particularly cement, which affected asset creation plans and may limit support in 2026.

For greater programming coherence under its resilience portfolio, WFP allocates funding for both ECL/SLO activities and value chains projects (strategic outcome 4) under this strategic outcome. While resilience activities received sufficient funding from donors, they also largely relied on short-term grants (less than 12 months), which constrained multi-season planning, limited flexibility, and forced compressed delivery schedules. WFP prioritized continuity in communities that had already begun multi-year resilience pathways, using available top-up funds to avoid breaking momentum and safeguarding the investments made during previous cycles.

Outcomes
Due to the delay in signing agreements to launch resilience projects, WFP was only able to collect baseline and target data for its assets-creation and training and livelihoods activities, with endline surveys planned for 2026. The baseline data indicates that the projects correctly identified vulnerable households for the SLO, SSVC, and ECL activities. More than one-third of the beneficiaries showed poor food consumption, reflecting significant gaps in their diets. Furthermore, 95 percent of households reported relying on food-based coping strategies to manage these gaps, and six out of ten had already adopted crisis or emergency coping strategies to secure access to food.

In terms of resilience, one in five households demonstrated very low resilience capacity, while more than 60 percent showed medium-level resilience to cope with shocks and stressors. The programme design aims to strengthen both food security and long-term household resilience, while also enhancing community-level resilience to recurring shocks.

WFP conducted a cost-benefit analysis for assets developed under ECL in 2024. The results showed that every dollar invested by communities (through inputs and resources) generated a return of USD 5.48 - including through the protection of more than 7,000 community assets, generation of over 13,000 jobs and an increase of 17,000 hectares of irrigated land. Remote monitoring from space (AIMS) confirmed that 99.7 percent of the 230 assets analysed are still visible and maintained. An in-depth analysis found 40 of 60 assets to have significant improvements in vegetation condition.

WFP conducted a follow-up survey of 542 women who participated in skills for livelihood activities in 2023 to assess their current food security status and understand how they applied the training received. The findings show a notable improvement: 61 percent of women reported generating income using their acquired skills, compared with 30 percent in 2023, despite challenging market conditions. 76 percent also reported increased food consumption.

WFP's integrated approach with SLO, ECL and SSVC allows it to address different needs within communities, identified at the household level, and sequence interventions to build sustainable resilience.

Innovations and lessons learned
In 2025, WFP adopted improved geographical targeting for its activities, moving beyond provincial-level selection to district-level prioritization using multiple shock indicators and building on the Integrated Context Analysis. A fit-for-purpose household targeting criteria was also developed, ensuring interventions reached those most vulnerable to shocks and better alignment with vulnerability profiles.

Throughout the year, WFP also sought to integrate skills building and training with other forms of support. The linkage with the MCBP provides a pathway for vulnerable beneficiaries of safety nets toward greater resilience. The joint programming with UNICEF in Kunar and Balkh, combining vocational skills, psychosocial support, and safe-space facilitation also proved particularly transformative. Participants reported improvements in their financial situation and mental health, as well as positive changes in household and community relationships. The success of the pilot with 80 women has led to a planned scale-up in Kunar and Laghman.

WFP also created beneficiary-owned bank accounts for selected ECL/SLO recipients, leveraging the longer duration of resilience support to provide additional training on financial planning and financial literacy. Working with three financial services providers (two banks and one fintech), WFP opened bank accounts for beneficiaries in urban areas of four provinces (Balkh, Hirat, Sar-e-Pul and Samangan) as well as Kabul and provided cash transfers through the accounts. Post-distribution monitoring showed that 59 percent of women continued to use the accounts for their small business

after WFP support ended, and 77 percent of households had a financial plan on how to use their entitlement, which has been shown to promote savings. Given these encouraging results, WFP is now expanding beneficiary-owned accounts to recipients of the MCBP livelihoods component to help strengthen financial inclusion.

Partnerships
Partnerships were central to sustaining progress under the strategic outcome. WFP's collaboration with its cooperating partners - most of them national - was vital for accessing hard-to-reach areas and navigating local constraints. Engagement with line ministries, such as the de facto Ministries of Commerce and Industry and Agriculture and Livelihoods ensured alignment with local development priorities and compliance with administrative requirements.

Across all partnerships, complementarity and division of labour were reinforced to maximize the reach and coherence of resilience investments within Afghanistan's challenging operating environment. Through the First Food Initiative, for example, WFP is collaborating with FAO on joint targeting of households and co-locating in the same districts with FAO and UNICEF to layer interventions and ensure a multi-sectoral response. Coordination with IOM supported the inclusion of returnees in districts experiencing high population inflows.

Gender and age considerations were integrated into all aspects of activity 2, as evidenced by the GAM code of 4.

[1] ECL and SLO are also called Food Assistance for Assets and Food Assistance for Training, respectively. The new corporate terminology better reflects the initiatives' longer-term goals of strengthening resilience and enhancing human capital for self-reliance.

[2] Activity 3, under which WFP provides capacity strengthening to national emergency preparedness institutions, has been dormant since 2021.

WFP GENDER AND AGE MARKER

CSP ACTIVITY	GAM MONITORING CODE
Provide conditional, nutrition-sensitive and gender transformative livelihood support to vulnerable people	**4 - Fully integrates gender and age**

Strategic outcome 03: Vulnerable people at each stage of the life cycle in target areas have improved nutrition by 2027

Reached nearly **882,000 school-aged children** with school feeding, helping to keep attendance rates above **90 percent.**

Scaled home-grown school feeding to **5 provinces**, engaging **439 local stakeholders** and generating employment for **1,265 people.**

68,000 pregnant and breastfeeding women received nutrition-sensitive social protection to improve food consumption and health-seeking behaviours.

Livelihoods layer added for **10,157 households** receiving the nutrition-sensitive safety net to increase resilience.

Expanded the **stunting-prevention** research initiative for children under 2 and PBW from **9,212 people** in 2024 to **27,487** in 2025.

Strategic outcome 3 connects school feeding (activity 4) with nutrition-sensitive social protection and a stunting-prevention operational research project (activity 10) to improve food security and nutrition among vulnerable people and reduce reliance on emergency assistance. The strategic outcome was underfunded in 2025, with activity 4 receiving 69 percent of its needs-based plan and activity 10 receiving 74 percent.

In 2025, school feeding reached 881,697 school-aged children across 6,026 schools and community-based education (CBE) classes across 11 provinces. WFP launched new programmes in two additional provinces (Kunar and Samangan) in 2025. However, during the year, the de facto authorities (DFA) continued to close CBE classes as they sought to integrate the NGO-run classes into the formal school system. This resulted in a decrease of nearly half a million children supported by school feeding from the previous year.

In all provinces, WFP provided primary school and CBE learners with fortified biscuits. For 250,000 schoolchildren across five provinces, WFP also integrated locally produced bread (Bread+) and vegetable samosas into its school feeding operations through Home-Grown School Feeding (HGSF), offering nutritionally diverse snacks that provided approximately 30 percent of daily energy, 40 percent of daily protein, and 60 percent of micronutrient needs. A take-home ration of vegetable oil was distributed to boys and girls in grades 4-6 in provinces with pronounced gender gaps or critically low enrolment rates to encourage attendance and retention. WFP was unable to conduct its annual deworming campaign due to the extended border closure with Pakistan, which has blocked the arrival of the deworming pills.

WFP expanded its HGSF model to an additional 115 schools in three new provinces (Samangan, Paktika, and Farah) this year, reaching 1,082 schools in total. The economic engagement through HGSF was extensive: 439 stakeholders were involved, creating employment for 1,265 individuals - including 127 local bakeries, 303 transporters, 3 suppliers, and 4 cooperating partners (CPs). Thirteen of the bakeries were women-run and employed at least ten women, helping to strengthen women's economic participation. The HGSF initiative purchased 4,934 mt fortified wheat flour, 266 mt walnuts, 304 mt red raisins, and 380 mt sugar from domestic producers, strengthening market linkages. WFP aims to gradually strengthen and expand HGSF where feasible. WFP also expanded its local procurement of fortified biscuits so that 70 percent of its biscuits were locally procured in 2025.

Under its social protection activity, WFP expanded its nutrition-sensitive safety net for pregnant and breastfeeding women (PBW) with children under 2, reaching approximately 68,000 women in seven provinces through the Maternal

and Child Benefit Programme (MCBP). The programme provided quarterly cash transfers and social and behaviour change (SBC) communication sessions near health facilities to incentivize health and nutrition service utilization. The sessions also targeted male companions to reinforce household-level support for positive nutrition and health behaviours. Building on the foundational work of 2024, which focused on securing approvals and launching the MCBP in six districts around the country with high acute malnutrition rates, WFP registered nearly 68,000 of the planned 70,000 women and provided at least one round of cash assistance in 2025. Access challenges delayed further distribution in three districts.

WFP expanded its targeting and approaches for the programme in 2025 to integrate shock-responsive mechanisms and introduce resilience-building initiatives. Following the earthquakes in Kunar and Nangarhar, WFP extended the programme to include up to an additional 12,000 households in four earthquake-affected districts in 2026 to stabilize nutrition outcomes and reduce reliance on negative coping mechanisms. WFP also layered a livelihoods component for 10,157 existing MCBP households in three districts (targeting youth aged 18-35 and prioritizing young women), providing one month of business and soft skills training, conditional cash transfers of USD 700, and six months of coaching to start or expand nutrition-sensitive income-generating activities. In 2025, WFP carried out district-level market assessments to inform the market demand and feasibility of different activities and developed a comprehensive trainers manual to ensure quality and standardization of the business and soft skills curriculum. Targeting and registration was completed for 4,569 youth participants and training for the first cohort that started in December 2025; trainings and coaching will continue throughout the first half of 2026. Biometric registration for all MCBP beneficiaries in SCOPE ensured transparency and accountability of the programme.

WFP continued to implement its stunting prevention project in partnership with a national NGO and the Aga Khan University. In 2025, the pilot expanded from one district in Logar to a second district with high prevalence of stunting in Nangarhar province. Targeting children ages 6-23 months and PBWs, the initiative conducted monthly nutritional assessments, provided specialized nutritious foods, SBC and nutrition education, and supported community health workers on early detection of malnutrition and referral to health facilities. The project reached 14,811 children and 13,150 PBW in 2025.

Across these initiatives, WFP experienced challenges related to approvals and access for its programming. In Jalalabad province, for example, the DFA approved the start of HGSF activities, then revoked approval a few months later. In many cases, WFP has had to engage in high-level discussions to expedite or resolve access challenges and continue programming. Access challenges also continue to hamper routine supervision of projects. This policy volatility risks programme continuity and underscores the need for a long-term engagement framework to secure predictability and maintain delivery.

Outcomes
Monitoring data shows the positive results of WFP's interventions. Attendance and retention for participants of the school feeding programme remained robust: around 92 percent of both girls and boys attended school, with 95 percent of girls and 93 percent of boys remaining in school for the full academic year. Bread+ and samosas improved snack diversity and nutritional value; for targeted children they provided, on average, up to 30 percent of their daily energy requirements. In addition to improving nutrition, the provision of regular snacks contributed to higher concentration levels in the classroom and helped reduce short-term hunger, further supporting consistent attendance and learning outcomes.

Post-distribution monitoring data for the MCBP showed encouraging trends: acceptable food consumption rose to 49 percent by Round 2, poor consumption fell from 39 percent to 20 percent, and reliance on high coping strategies halved (12 percent to 6 percent). Health-seeking behaviour also improved, with 52 percent of households reporting a visit to a health facility in the past month. Cash was largely directed to food, healthcare, and essential childcare goods, while SBC sessions strengthened referrals for antenatal care, growth monitoring, and immunization.

However, the minimum acceptable diet (MAD) among children aged 6-23 months indicates only marginal progress between the baseline and the 2025 follow-up. This negligible change indicates that only a very small proportion of children are receiving both an adequately diverse diet and the required meal frequency. The limited improvement points to persistent challenges related to household food availability, the affordability of diverse and nutrient-rich foods, and suboptimal feeding and care practices among caregivers.

Innovations and lessons learned
In 2025, WFP fully transitioned to 100 percent localized ingredient sourcing for HGSF, whereby WFP-contracted suppliers procured and delivered the commodities to CPs, which helped to reduce costs through competitive pricing, minimized delivery expenses, and improved timeliness. The provision of both Bread+ and vegetable samosas through HGSF also illustrates how the school feeding programme can adapt and provide context- and market-appropriate menus for diverse provincial conditions.

The introduction of a livelihoods layer for MCBP households also shows how safety net programmes can respond to both immediate consumption needs and longer-term economic inclusion goals. The approach aims to sustain nutrition

and health outcomes and reduce the financial barriers to service use. In 2026, WFP aims to launch an urban safety net in two cities to address growing urban vulnerability.

Through its stunting research project, WFP developed a data dashboard to track anthropometrics and implementation indicators, enabling joint analysis by WFP, third-party monitors, and the research partner, Aga Khan University.

Partnerships
WFP maintained its strategic partnership with UNICEF across many initiatives under this strategic outcome, collaborating to support school feeding in CBE classes, co-leading the Multi-Partner Social Protection Engagement Framework with the World Bank and UNICEF, and collaborating closely with UNICEF on the stunting prevention project.

Other partners included the World Bank - a key donor and partner on social protection (see further details in strategic outcome 5) - as well as the other agencies involved in the Social Protection Technical Working Group and provincial health departments. As livelihoods and market linkages become more integrated into the school feeding and social protection activities, private sector partnerships will also become increasingly important. WFP is considering leveraging an existing partnership with a local dairy producer in Kandahar under its value chain activities (strategic outcome 4) to provide a ration of milk in its school feeding programme.

Gender and age considerations were well integrated into its activities under this strategic outcome, as shown by the GAM score of 4.

WFP GENDER AND AGE MARKER

CSP ACTIVITY	GAM MONITORING CODE
Provide a comprehensive, gender-transformative package for the prevention and treatment of malnutrition, including services, appropriate specialized nutritious foods and SBCC, to targeted individuals and their communities	**4 - Fully integrates gender and age**
Provide nutrition-sensitive food or cash transfer to nutritionally vulnerable women, children, and their families, people with disabilities, and the elderly through a transitional safety net framework.	**4 - Fully integrates gender and age**

Strategic outcome 04: People throughout the country have a wide range of fortified, nutritious food products available to them at affordable prices by 2027

More than **4,620 farmers** supported with **agricultural inputs** and **training** to improve productivity and resilience.

9,330 women received inputs, skills training, and CBT to strengthen livelihoods opportunities through **small-scale value chains.**

43 flour mills were supported with **premix, equipment,** and t**raining** to fortify wheat flour, expanding access to micronutrient-rich flour in markets.

Afghanistan's fragile economy, marked by modest growth but persistent poverty and high unemployment, creates a challenging environment for building resilience. WFP's Smallholder Agricultural Market Support (SAMS) and Small-Scale Value Chain (SSVC) activities for women were critical in helping communities rebuild incomes and pursue a pathway to self-reliance. As mentioned earlier, funding for SAMS and SSVC initiatives were allocated under strategic outcome 2. Funding under this strategic outcome was utilized for flour fortification only, which was fully resourced for the year.

Over the year, SAMS projects supported more than 4,620 farmers (of which 601 were women). They produced crops such as wheat, maize, figs, beans, potatoes, and onions,[1] when supported with agricultural inputs such as certified seeds, tools, fertilizers[2], and training on climate-smart agriculture and good agricultural practices to improve their productivity and resilience. Third-party monitors were also required to have agricultural specialists available to provide further support to the farmers. Recognizing the potential to connect smallholders to institutional buyers, WFP also began mapping linkages between SAMS projects and Home-Grown School Feeding initiatives (e.g., bakeries supplying school snacks) at the end of 2025.

To improve nutritional outcomes and strengthen private sector linkages, WFP also supported local flour mills to fortify domestically produced wheat flour with essential vitamins and minerals. WFP worked with 43 commercial flour mills, providing premix, equipment, and training, which increased the availability of fortified flour and enabled WFP to procure more fortified flour domestically.

SSVC activities supported more than 9,330 women in food-insecure districts with inputs, six months of cash-based transfers, and business skills training to develop home-based micro-enterprises such as poultry rearing, kitchen gardens, dairy production, and greenhouse farming. The interventions aimed to improve household income and dietary diversity despite mobility restrictions for women, while increasing market linkages with local buyers for greater economic empowerment. Through cooperating partners, WFP also provided support to women to form processing centres that could link their products to retail opportunities, such as local dairy processing companies.

These combined initiatives, which spanned 85 districts in 28 provinces, embodies WFP's food-systems approach: improving production and market linkages while advancing gender-responsive livelihoods and better nutrition.

There were ongoing challenges to programme implementation, however, such as lengthy negotiations between cooperating partners and the DFA, which delayed field start-up and compressed implementation timelines. Cultural restrictions and women's mobility constraints continued to affect participation, necessitating SSVC's home-based and small-group models.

Outcomes
The SAMS projects commenced late in 2025, which did not allow sufficient time for WFP to conduct endline surveys. The targeting criteria were designed to identify the most vulnerable farmers within the selected communities. Baseline data shows that more than one-third of participating households have poor food consumption, with the majority relying on both food-based and livelihood-based coping strategies to fill their food gaps. Additionally, approximately nine out of ten participants have low to medium resilience capacities, limiting their ability to cope with shocks and stressors. Outcome-level data for 2025 SAMS and SSVC projects will be reported in 2026.

Innovations and lessons learned
As part of the shift to district-level, vulnerability-based targeting and Community-Based Participatory Planning exercise explained in strategic outcome 3, beneficiaries were better matched with viable, appropriate livelihood opportunities. Market assessments conducted by cooperating partners also helped to select the value chains with demonstrable demand and feasible market access.

The more focused targeting criteria, including closer coordination with FAO, also resulted in identifying farmers that are more appropriate for market interventions (e.g., those with better access to land and more realistic market pathways), which is expected to result in higher productivity and incomes during the next harvest.

Building on the lessons learned and the success of the market linkages work, WFP is conducting a study to identify clearer linkages between the various resilience-building initiatives under strategic outcomes 2 and 4 for a stronger focus on value chains in 2026 and 2027.

Partnerships
Across all initiatives, WFP worked with 17 national and international NGOs and engaged closely with the de facto Ministry of Agriculture and Livelihoods to facilitate access and clearance for projects. WFP has engaged closely with FAO, particularly through the First Food Initiative described under strategic outcome 2, aligning inputs, training, cash support, and market linkages, enabling integrated programming across shared geographies.

Continued collaboration with UN/NGO partners, donors, and private sector will be pivotal to sustaining and expanding results.

The gender and age marker score indicates moderate progress in integrating gender and age considerations, reflected in the GAM score of 4. SSVC significantly advanced women's participation in livelihoods, while SAMS promoted gender-responsive approaches where feasible. Cultural constraints and mobility restrictions remain key challenges, requiring continued advocacy and tailored strategies to improve inclusivity. Disability inclusion was limited but considered where feasible, particularly as part of the revised targeting approach.

[1] As a result of a discontinuation in funding, WFP stopped work with farmers in the soy value chain in 2025.

[2] These inputs are provided by credible partners.

WFP GENDER AND AGE MARKER

CSP ACTIVITY	GAM MONITORING CODE
Provide support to the Government and commercial partners in developing, strengthening and expanding nutritional value chains	**4 - Fully integrates gender and age**

Strategic outcome 05: National and subnational institutions have a strengthened policy approach to food security and nutrition by 2027

Development of the Multi-Partner Social Protection Framework to provide a coordinated **blueprint for Afghanistan's social protection system.**

Establishment of the **Social Protection Technical Working Group** to operationalize the framework.

Given the operating environment, activity 6 under strategic outcome 5 transitioned from institutional capacity building to advancing the UN's social protection agenda and principled engagement with the DFA in Afghanistan. Dedicated resources were not budgeted or received for this outcome.

Four years after the DFA assumed power, social protection in Afghanistan had evolved from a collection of humanitarian interventions into the foundation of a de facto national safety net, delivered almost entirely by UN agencies and NGOs. Although initially emergency driven, these responses were the building blocks of a social protection system: they provided repeated, predictable support, utilized common vulnerability criteria across sectors, were accountable through community feedback mechanisms and adaptable to various shocks and risks. In 2025, WFP played a key role in steering this shift from emergency relief toward a more coherent, nutrition-sensitive social safety net approach.

In July, WFP, alongside the World Bank and UNICEF, co-developed the Multi-Partner Social Protection Engagement Framework - the first coordinated, forward-looking blueprint for Afghanistan's social protection architecture since the takeover. The framework outlines the goals and interim steps to deliver on its two goals: support consumption and food security and address underlying factors of vulnerability and boost livelihoods. The framework was endorsed by donors and development partners through the Resilience Strategic Thematic Working Group.

In September, the World Bank, with support from WFP and UNICEF, established the Afghanistan Social Protection Technical Working Group to operationalize the social protection engagement framework. As co-leads, WFP and UNICEF convened two meetings to map social protection programmes implemented in Afghanistan and harmonize delivery mechanisms including targeting criteria, methodologies, and joint outreach and registration processes. Other members of the working group include the Asian Development Bank, Aga Khan Foundation, and other UN agencies such as FAO, OCHA, ILO, and UNESCO.

Outcomes
The launch of the Afghanistan Multi-Partner Social Protection Engagement Framework was a milestone in advancing coordinated efforts to harmonize social protection interventions. It has already led to greater coherence in shock-responsive mechanisms: in line with the framework, WFP and UN Women signed a data-sharing agreement in June 2025 for WFP to conduct outreach, targeting, and registration of beneficiaries on behalf of UN Women as part of the joint Anticipatory Action framework activated for the drought.

Innovation and lessons learned
WFP piloted several innovations that explicitly bridged emergency assistance and long-term resilience, including a "cash+" approach that paired cash with SBC, maternal and child health services, and skills training, and urban and productive inclusion pilots designed to help households move toward sustainable livelihoods. These "pilots within a pilot" were designed to generate lessons for a future integrated social protection system and to test which combinations of assistance best support long-term human development.

A major milestone in 2025 was Afghanistan's first anticipatory activation before a drought, implemented jointly by WFP and UN partners including FAO, UNICEF, UNFPA and UN Women (see strategic outcome 1). WFP helped to harmonize early warning messages, targeting, and cash monitoring, demonstrating how a future social protection system could eventually integrate shock-responsive triggers, rather than relying solely on crisis-driven humanitarian surges.

Partnerships
WFP worked closely with the World Bank and UNICEF to develop the framework, building on the close collaboration through the MCBP (funded by the World Bank as part of the Health Emergency Response Project). WFP coordinated principled engagement with the DFA with the Humanitarian Country Team, the Humanitarian Access Working Group, UN agencies and partner international and national non-governmental organizations.

Initiatives were implemented as part of other strategic outcomes. Therefore, this activity does not have a gender and age marker code.

Strategic outcome 06: The humanitarian community has enhanced capacity to respond to needs throughout the country through 2027

The services portfolio grew nearly **3 times** from 2024, representing increased storage, transportation, and warehousing services provided to partners.

Deployment of a helicopter to reach remote areas cut off by a magnitude **6.3 earthquake.**

UNHAS transported **14,778 passengers** and **37,561 mt of cargo** for **99 organizations**, despite a reduction in fleet size.

Approximately **86 percent** of identities registered in SCOPE included biometrics to strengthen deduplication and integrity of beneficiary lists.

Throughout 2025, WFP played a key enabling role in Afghanistan's humanitarian architecture, ensuring operational continuity despite shrinking resources, escalating access barriers - including the closure of two key supply routes from Pakistan starting from October - and recurring shocks. Under strategic outcome 6, WFP provided core systems in identity management, logistics and on-demand services, and aviation, enabling UN agencies, NGOs, donors and coordination bodies to reach affected people safely and efficiently. Activity 7 is funded through cost recovery and incorporated in activity-specific budgets..

Through SCOPE, WFP managed distributions of **160,000 mt of in-kind food and USD 100 million in cash transfers**. Over 500,000 additional identities were registered in 2025, bringing totals above 7 million; 86 percent of identities included biometrics (more than 6 million in total), strengthening deduplication, decreasing the risk of fraud, and enabling the capture of beneficiaries without documentation. As per WFP's data retention policy, about 2 million households were deactivated in the system and are in the process of permanent erasure. Two million SCOPE-based cards (SCOPECARD Light and Smart Cards) were issued, enabling secure access to cash and food transfers.

However, sporadic bans on female biometric collection caused lengthier enrolment and deduplication processes over the year. WFP's ability to enforce data protection measures in the field is constrained by access and security limitations, as well as limited public awareness of data privacy and the absence of national legal frameworks.

Under activity 7, WFP continued to provide logistics support and on-demand services, expanding its service portfolio to include temperature-controlled warehousing and storage capacity, as well as transportation, customs clearance and light-vehicle maintenance.

In 2025, WFP supported 12 partners with warehouse services, 35,550 m2 of storage space and transported 3,136 mt of cargo. WFP also signed five new service-level agreements, increasing partner presence within WFP facilities in Kabul, Mazar-e-Sharif, Hirat and Jalalabad. The service portfolio grew from USD 470,000 in 2024 to roughly USD 1.4 million in 2025, with requests rising from 19 to 102, including support to partners following the eastern earthquake. After the earthquake, WFP, through inter-cluster coordination, supported the movement of partner cargo and provided logistics services to affected areas, including deployment of its all-terrain fleet to reach locations inaccessible to commercial transporters. The response supported 16 partners, transported over 3,800 MT of relief items with 195 trucks, provided 3,600 m2 of storage, and loaned eight mass storage units. The Logistics Working Group engaged over 55 organizations through the year, strengthening coordination and information sharing.

Demand for on-demand services is expected to grow in the following year, especially as Afghanistan pilots logistics cost-sharing under the UN80 reform. This will pose additional challenges for planning, along with access and administrative constraints that will affect the predictability of transport and storage services. WFP will aim to improve joint logistics activity mapping to reduce duplication and generate cost savings and provide clear, standardized documentation, responsive quoting and dependable service implementation to respond to partners' evolving needs.

Under activity 8, WFP continued to provide essential air transport services through UNHAS for humanitarian actors, who relied on the regular flights to reach programme sites, conduct assessments, and support operational oversight in

hard-to-reach provinces with limited or no safe road access. In 2025, UNHAS transported 14,778 passengers and 37.6 mt of cargo for 99 organizations, connecting 22 operational hubs and remote locations. A major milestone was its UN Central Emergency Response Fund-funded helicopter deployment to Kunar following the September 2025 earthquake, enabling rapid access to isolated villages. UNHAS also performed seven medical evacuations.

However, operational constraints grew. As a result of a severe funding shortfall in the first half of the year, WFP was forced to downsize its UNHAS operation. It reduced the fleet from five (including the helicopter) to three fixed-wing aircraft, suspended three domestic routes, cancelled six remote locations that had been regularly accessed by 52 organizations, and suspended international flights to Islamabad and Dushanbe. WFP also increased cost recovery by 50 percent to mitigate the decrease in donor funding. These measures allowed temporary continuity but severely disrupted travel to remote parts of Afghanistan that were served by no other flight options. Additional funding received by the third quarter enabled UNHAS to continue with these reduced services for the remainder of the year. Service availability was also limited by cross-border disputes, new fees, withheld flight clearances, spare-parts import restrictions, drone-related safety risks and reduced navigation infrastructure.

To ensure that the measures did not disproportionately affect Afghan women travelling with a *mahram* - or the programmes they support - UNHAS did not apply fare increases to Afghan women travelling on official business.

Outcomes
In 2025, UNHAS conducted two major online surveys, which showed that 98 percent of user organizations and 97 percent of passengers were satisfied by the services received, far exceeding the WFP/UNHAS corporate target of 80 percent.

To capture real-time passenger experiences, UNHAS also distributed 10 survey cards weekly across different aircraft and destinations. The survey and results underscore UNHAS's commitment to delivering a safe, reliable, and responsive air service - often the only viable option for reaching Afghanistan's most remote and hard-to-access areas.

Innovations and lessons learned
In 2025, WFP Afghanistan invested in standardizing and updating identity and transfer management processes, in line with corporate assurance measures. Among these has been the expanded use of SCOPE to manage in-kind transfers. Although the platform was initially developed to manage cash and voucher distributions, in 2024, WFP piloted a dedicated in-kind module for SCOPE to track beneficiaries for food assistance. In 2025, WFP scaled up the locations and households included in the in-kind module, enabling reconciliation at the level of food distribution points. This lays the groundwork for more integrated and streamlined assistance delivery in future years.

WFP made significant progress in data protection over the year, updating privacy notices, implementing stricter data-retention and erasure protocols, prohibiting insecure data-sharing channels, and integrating data-protection clauses into partner agreements. These investments were critical amid increased restrictions and a temporary nation-wide telecommunications blackout that forced temporary reliance on offline processes.

Partnerships
Through an "identity-management-as-a-service" model, WFP utilized SCOPE in 2025 to support beneficiary registration and targeting to UN Women and finalized discussions with FAO for similar services. WFP also collaborated with IOM to register returnees at border points, enabling more efficient targeting. These partnerships were governed under formal data-sharing agreements that reinforced compliance, transparency and mutual accountability.

In response to operational and financial constraints, UNHAS adapted flight schedules based on user feedback collected through User Group Committee meetings and bilateral consultations and strengthened engagement and coordination with other air operators as well as the Humanitarian Access Group, Inter-Cluster Coordination Group, the Afghanistan Civil Aviation Authority, and others. Looking ahead, UNHAS will expand its Steering Committee to include new donors, aiming to strengthen UNHAS's communication and collaboration, particularly in addressing funding challenges.

WFP continued integrating gender considerations into identity systems, strengthening the participation of women in feedback and targeting processes, and adapting procedures to protect women's access to services amid restrictive norms and movement barriers. Gender and age considerations were integrated into all aspects of activity 7, as evidenced by the GAM score of 4. For activity 8, the GAM score of 3 reflects notable initiatives such as the extension of support to *mahrams* and the tracking of women travellers.

WFP GENDER AND AGE MARKER

CSP ACTIVITY	GAM MONITORING CODE
Provide SCOPE, supply chain, ICT and information management and provision services to partners to promote effective field operations	4 - Fully integrates gender and age
Provide humanitarian air services to partners until appropriate alternatives become available	3 - Fully integrates gender

Cross-cutting results

Gender equality and women's empowerment

Improved gender equality and women's empowerment among WFP-assisted population

In Afghanistan, women and girls remain the most vulnerable to systemic rights violations. The DFA have restricted women's and girls' access to services and opportunities through bans on secondary and higher education, limits on employment, and requirements to travel with a *mahram* (male companion). According to the 2024 Afghanistan Gender Index, Afghan women are, on average, able to exercise just 17 percent of their full rights and freedoms. These restrictions compound humanitarian vulnerabilities, with 4.9 million women and children requiring malnutrition treatment in the coming months. Female-headed households are disproportionately vulnerable to food insecurity, and limited access to food and nutrition services leaves mothers and children at particular risk.

The 2022 ban on women working for NGOs remains in place and has been more systematically enforced over the year. In September 2025, the DFA security forces prevented women from entering UN compounds, and this restriction remains in place. Since October, all 173 national female staff of WFP have been working from home, raising additional concerns around staff well-being and isolation. Meanwhile, funding cuts are impacting the participation of women staff in NGOs and are exacerbated by the added compliance costs imposed by the 2024 Propagation of Virtue and Prevention of Vice (PVPV) law. Restrictions on women staff impact WFP's ability to undertake monitoring and quality assurance for women and girls, and to capture their perspectives, since cultural norms make it difficult for male staff to engage with them.

WFP responded to these challenges by strengthening remote monitoring, specifically asking women about safety or security issues when travelling to/from, or at, distribution sites. WFP also launched monthly assessments of female beneficiary participation and staff deployment, and engaged with other UN agencies to jointly advocate with the DFA for reinstating female staff access. To support women staff, including cooperating partners and third party monitors, WFP continued to implement *mahram* guidelines, covering the cost of the presence of a *mahram* to allow women to travel to the field and contribute to operations safely. WFP also held regular consultations with cooperating partner women partner staff at the area office level to address challenges. In 2025, WFP launched a survey of over 500 female staff to identify deployment challenges that informed resource management and operational support. WFP continues to closely monitor women beneficiaries' access to our distribution sites and implements protection measures to ensure they can access our sites safely. Distribution sites were equipped with gender segregated waiting areas, designated collection times, and women staffed help desks where possible, while the number of food distribution points was increased to reduce travel time for women. Results showed that, over the year, 98 percent of female-headed households were able to collect assistance independently and 97 percent of sites consistently reported the presence of women beneficiaries.

In 2025, WFP strengthened its programming targeting the economic empowerment of women. MCBP, which had previously focused on cash transfers and nutrition guidance for nutritionally vulnerable PBW and children ages 6-23 months, was expanded with a livelihoods component. In 2025, the livelihoods component provided 10,157 beneficiaries, including women and household members aged 18-35, with education and coaching to start small businesses. The integration of financial assistance with SBC aimed to improve women's awareness of maternal and child nutrition, health behaviours, and livelihood opportunities, ensuring a holistic approach to resilience.

WFP and UNICEF also expanded their integrated programme at Women and Girls Safe Spaces in three provinces, combining skills training, financial support, and psychosocial assistance. The initiative reached 300 participants across three districts under WFP's skills and livelihoods training support for women, and 90 participants supported through WFP's small-scale value chains work. More than 50 percent of participants reported feeling more economically empowered, especially in terms of decision-making freedom. Early results also found improved psychosocial well-being through self-reported mental health indicators, offering a scalable model for future collaborative interventions

WFP launched a pilot in the eastern region in 2024 to strengthen community engagement and promote women's participation in Community Food Access Consultations (CFACs). Building on its success, the initiative was expanded in 2025 to the area offices in Kandahar and Fayzabad (southern and northeastern regions), where tailored participation

strategies were introduced through intensive stakeholder consultations. These strategies offered diverse options for women's involvement, responding to local needs and contexts. As a result, the proportion of CFACs with women members grew to 70 percent nationwide from 61 percent the year before. Active participation of women in CFACs helps ensure the inclusion of vulnerable women in WFP's targeting process for assistance, which is crucial in this context.

Building on lessons learned and best practices, WFP will continue to engage stakeholders to expand targeted efforts aimed at better serving women beneficiaries. The integration of livelihood support, nutrition, resilience, and safeguarding will remain central to programming, ensuring that assistance not only meets immediate needs but also strengthens long-term empowerment and protection. Tangible examples include women's participation in community assets/resilience-building projects and livelihoods training under Ecosystems, Community Infrastructure, and Livelihoods (ECL) schemes and Skills for Livelihood Opportunities (SLO) schemes, all of which provide income, skills, and greater visibility for Afghan women in their communities.

Protection and accountability to affected people

Affected people are able to benefit from WFP programmes in a manner that ensures and promotes their safety, dignity and integrity. Affected people are able to hold WFP and partners accountable for meeting their hunger needs in a manner that reflects their views and preferences

The protection environment in Afghanistan continued to deteriorate in 2025 as new restrictions on women and girls deepened gender inequality, civic space narrowed, and recurrent shocks - earthquakes, floods, and economic decline - magnified vulnerabilities. The Protection Cluster classified 227 districts (60 percent of the country) as facing the highest protection risk.[1]

Nearly 2.5 million people returned from neighbouring countries over the year, increasing Afghanistan's population by nearly 6 percent and straining limited resources. Most were forcibly expelled and arrived in extremely vulnerable conditions, lacking documentation, resources, and social networks. This significantly heightened risks of sexual exploitation and abuse, exploitation and child labour, and reintegration challenges, particularly for women and children already facing discrimination and harmful coping strategies. Persons with disabilities were especially at risk, facing compounded barriers to mobility, access to services, and livelihood opportunities, which further deepened their exclusion and exposure to protection concerns.

Restrictions imposed by the DFA, compounded by funding declines, are seriously limiting the availability of protection and gender-based violence services. Safe spaces, case management, and referral pathways have been reduced, leaving survivors with fewer options for support. At the same time, specialized services for persons with disabilities have been curtailed, with diminished resources for accessibility, tailored assistance, and inclusive programming. The erosion of these critical services has left already vulnerable groups, women, girls, and persons with disabilities, at heightened risk, with fewer pathways to safety, care, and dignity.

In response to this worsening protection landscape, WFP expanded protection risk assessments to complement regular field visits, conducting rapid analyses of forced redistributions and preferred communications channels. These findings were integrated into programme adjustments to ensure that food and cash distributions respected dignity and safety. In 2025, WFP Afghanistan integrated the teams that had previously worked separately on protection, accountability to affected people (AAP), gender, and inclusion into a single unit to ensure more coherent programming, which created efficiencies and led to greater harmonization of these considerations into proposals, partner agreements, evaluations, and monitoring tools.

WFP strengthened disability inclusion by completing a comprehensive risk-mapping exercise and harmonizing targeting criteria among activities. To build awareness of the UN Disability Inclusion Strategy, WFP held multiple disability inclusion trainings and workshops for cooperating partners (CPs), third-party monitors, and UN agencies. At training centres where partners provide trainings for women participants, WFP introduced accessibility checklists to ensure that all participants have equitable access to facilities and services.

WFP invested significantly in capacity strengthening, training 1,382 staff, CPs, third-party monitors, and financial service providers on safe, accountable, and inclusive programming. The country office also finalized the Protection from Sexual Exploitation and Abuse (PSEA) Action Plan 2025-2027 to guide operations in strengthening prevention, response, and accountability. Implementation focused on reinforcing safe reporting channels, expanding awareness among staff and communities, embedding survivor-centred approaches, and building partner capacity to uphold PSEA standards. Monitoring and oversight were enhanced through integration of PSEA indicators into programme design and evaluations, while community engagement ensured affected populations were informed of their rights and could access trusted complaint mechanisms. WFP CPs completed PSEA capacity assessments via the UN Partner Portal, which help mitigate SEA risks and strengthen partners' capacities - most CPs completed official Capacity Strengthening Improvement Plans. WFP began to initiate PSEA risk assessments for financial service providers and third-party monitors, with a comprehensive roll-out planned for 2026. Afghanistan currently ranks second globally on the SEARO risk index, underscoring the importance of dedicating capacity towards these efforts and their continuity.

Accountability mechanisms were reinforced through the community feedback mechanism (CFM), which consisted of a toll-free telephone hotline in partnership with Awaaz (the nation-wide humanitarian call centre), dedicated email address, and in-person help desks at distribution sites. In 2025, the CFM registered 209,873 cases, of which 29 percent were from women, marking a 5 percent increase from the previous year. In line with the objectives of WFP's Global Assurance Project, the office finalized design on a joint case management and escalation system for CFM and

programme monitoring reviews, including the transition to an updated case-routing process aligned with corporate anti-fraud anti-corruption requirements. The platform improves accountability and clarifies escalation pathways of cases, and is expected to be rolled out in 2026.

Throughout the year, WFP continued to share key messages and engage with communities through in-person consultations (62 consultations in 12 provinces), dissemination of visual communications materials, and radio broadcasts. As radio is seen as an accessible and trusted medium in Afghanistan, WFP aired two rounds of radio drama broadcasts in four spots from May to November across all 34 provinces to explain WFP emergency programming, eligibility process, distribution processes, and complaint mechanisms. Using dialogue and storytelling to convey key messages, the dramas were designed to be simple, relatable, and easy to understand for beneficiaries. The broadcast schedules were shared in advance with cooperating partners, who also monitored community awareness and uptake of the key messages. Due to funding shortages, one radio station in northern Afghanistan suspended operations, reducing outreach capacity.

Partnerships played a central role in advancing protection and inclusion outcomes. WFP strengthened its referral linkages with Awaaz, enabling two-way referral pathways for communities to access both WFP-specific and external protection services. WFP signed a memorandum of understanding with a national NGO focused on disability inclusion in Kandahar province, and developed and shared a disability inclusion video during staff and partner trainings to promote disability inclusion in humanitarian projects. WFP also joined task forces promoting accountability to affected people for anticipatory action and earthquake responses, contributing to communication mapping and community voices bulletins that informed inter-agency decision-making.

Looking ahead, WFP will continue to strengthen the capacity of cooperating partners and financial services providers to ensure safe and efficient delivery of assistance and scale up systematic protection risk assessments. WFP will launch the joint escalation and case-management system with clear standard operating procedures, key performance indicators, and training, to ensure smooth integration into accountability frameworks.

The Community Engagement Action Plan is updated on an annual basis, with the 2025 cycle successfully completed. The updated plan integrates lessons learned and emphasizes accessible communication, expanded help-desk coverage, and strengthened participation of women and persons with disabilities in decision-making. These efforts ensure that food and cash distributions remain operationally effective while safeguarding the dignity, safety, and rights of affected communities.

[1] https://globalprotectioncluster.org/sites/default/files/2025-10/pau25_25_protection_analysis_update_afghanistan_jan-jun.pdf

Environmental sustainability

WFP works to enhance the environmental and social sustainability of its operations while limiting the potentially negative impacts on people, communities and the natural environment resulting from WFP programme activities and support operations such as administration, procurement, logistics, information technology and travel

Environmental and Social Safeguards (ESS)

Afghanistan faces interconnected environmental and social risks that have been exacerbated by the economic crisis. 70 percent of the population don't have access to safe drinking water and 74 percent of diarrhoeal deaths are caused by water, sanitation, and hygiene deficiencies. Heavy reliance on biomass and fossil fuels (89 percent of total final energy use) further degrades household environments and reflects chronic energy poverty.[1] These risks layer on top of structural vulnerabilities: Afghanistan is the 12th most vulnerable country to climate change impacts,[2] facing recurring droughts, floods, and land degradation, with climate shocks driving food insecurity and displacement. In 2025, the country saw record-low precipitation volumes and above-average temperatures, severely reducing wheat production and degrading rangelands.[3] This multidimensional risk landscape disproportionately harms women, children, internally displaced persons, and marginalized groups, reinforcing cycles of vulnerability and reducing national resilience.

To mitigate the environmental and social (E&S) risks on communities, WFP implements a range of activities that build adaptive capacity and resilience of beneficiaries. ECL programming focuses on environmentally beneficial interventions, including afforestation, land restoration and water resource development. At all distribution sites, WFP ensures safety and hygiene requirements. In 2025, WFP saved approximately 9,000 m^3 of water across seven provinces by implementing more efficient water requirements for the MCBP activity. WFP and its partners ensured that approximately 219 kilograms of waste generated at 71 final distribution points was collected and disposed of at municipality-managed landfills. Additionally, in school feeding activities, occupational, safety and health plans, which include waste management, were developed for partner facilities at 15 bakeries.

In May, WFP completed a humanitarian rail consignment from Mersin Port, Türkiye, to Rahzanak in western Afghanistan, covering 3,000 km across three countries in under two weeks - improving efficiency and reducing transport emissions compared to road-dependent routes.

As part of its global Environmental and Social Sustainability Framework, WFP continues to utilize a suite of environmental and social safeguards (ESS) tools - such as E&S risk screening, E&S impact assessments, and Community Feedback Mechanisms - to identify relevant risks and avoid/mitigate the negative environmental and social impacts of its activities. Since 2021, WFP has also integrated ESS considerations from the World Bank and Asian Development Bank for joint programmes in Afghanistan. WFP has developed and disclosed E&S management frameworks (ESMF) at the project levels, which are being implemented and cascaded to partners accordingly.

Overall, E&S screening for social protection agreements at the country level has shown that most WFP activities (seven out of ten) fall into the "medium" and "low" risk categories. In 2025, 33 partners have been trained on WFP's sustainability framework and additional ESS requirements.

[1] WHO, 2025. Health and Environment Scorecard: Afghanistan.
[2] ND-Gain Index. Accessed 23 December 2025.
[3] https://fews.net/middle-east-and-asia/afghanistan/fews-net-analysis-note/november-2025

Environmental Management System (EMS)

As part of the Environmental and Social Sustainability Framework, WFP launched an environmental management system in Afghanistan in 2024 to track energy and water use, waste management and sustainable procurement in its operations.

In 2025, in coordination with global environmental, supply chain, and procurement teams, WFP Afghanistan signed five long-term agreements (LTAs) with different suppliers for waste management. These LTAs give all units and offices in Afghanistan an environmentally friendly way to dispose of their waste, such as tires, oil, batteries, food waste, electrical devices, solar system items, etc. The suppliers use different sustainable methods, such as recycling, composting, destruction, and upcycling, for handling the waste.

WFP has been leveraging solar power to reduce emissions from generators and the use of city power. At the area office in Mazar-e-Sharif, WFP established a new 300 kilowatt-peak (kWp) solar system to reduce emissions from using the generators and city power. During the earthquake emergency response in Kunar province, WFP also installed a temporary 5kWp solar system to provide power to the operations instead of using generators.

As a result of these initiatives, WFP estimates a total reduction of 336 tons/year in CO2 emissions in Afghanistan.

Nutrition integration

Communities, households and individuals supported by WFP are able to meet their nutritional needs and protect their nutrition status in the face of shocks and long-term stressors, through an effective combination of fortified food, specialized nutritious products and actions to support diet diversification

In 2025, Afghanistan faced a rapidly worsening nutrition crisis driven by rising food insecurity, limited dietary diversity, recurring disease outbreaks, and restricted access to essential health and sanitation services. The October 2025 IPC Acute Malnutrition analysis projected that 4.9 million children under 5 and PBW would experience acute malnutrition in 2026, representing an increase in the burden of acute malnutrition from the previous year by 9 percent for children with severely acute malnutrition and 6 percent for children with moderately acute malnutrition (MAM).

These deteriorating trends unfolded amid deep funding reductions, the closure of 142 mobile health teams and fixed centres, and restrictions that continued to impede female staff from participating in supervision, verification, and awareness sessions - further limiting women's access to information and services.

Despite these operational constraints, WFP maintained nutrition prevention and treatment as core elements of its programmatic portfolio and strengthened integration of nutrition-specific and nutrition-sensitive actions across emergency, resilience, school feeding, and social protection platforms. WFP has increasingly integrated SBC at food and cash distribution points - targeting both women and men - to raise awareness of dietary diversity and nutrition and increase awareness of public health services. WFP also leveraged public health facilities and community health posts as platforms to support screening, supplementation, and referrals, ensuring continuity of care despite facility closures and funding cuts.

Under strategic outcome 1, emergency food assistance continued to serve as a platform for the Blanket Supplementary Feeding Programme (BSFP) through both in-kind and CBT modalities. Furthermore, integrated health, nutrition, and immunization messaging was delivered at distribution points across nine provinces and 79 districts, reaching 447,511 beneficiaries. More than 2,600 fixed and mobile health centres across the country implemented WFP-supported Targeted Supplementary Feeding Programme (TSFP) services for children under 5 with MAM and PBW with undernutrition, combined with nutrition messaging focusing on maternal diets and infant and young child feeding practices.

Under strategic outcome 2, WFP embedded nutrition behaviour-change messaging within selected ECL and SLO initiatives, reaching more than 64,500 people. All livelihoods training sessions under SLO included nutrition, hygiene, and WASH topics. WFP updated guidance to cooperating partners to ensure systematic integration of these components in proposals and implementation. SSVC interventions such as kitchen gardens as well as water- and irrigation-related activities under ECL are nutrition-sensitive interventions with clear contributions to improved nutrition outcomes.

The MCBP under strategic outcome 3 was designed as a nutrition-sensitive safety net, with SBC components delivered alongside cash transfers, focusing on maternal and child health, nutrition, and service uptake. In 2025, 85,450 women received nutrition and health messages near health facilities to encourage greater touchpoints with the health system; 83 percent of mothers received the Mother and Child Healthcare Handbook distributed at the facilities. WFP improved dietary diversity for schoolchildren through the expansion of its HGSF modality in 2025, incorporating locally made vegetable samosas into school menus in 5 provinces. In Asadabad city in Kunar province, WFP also provided SBC messages for 43,898 beneficiaries (59 percent male and 41 percent female), including parents, teachers, and students, as part of its support integrating polio-immunization awareness into school feeding in areas at high risk for polio.

Under this strategic outcome, WFP also rolled out the stunting prevention pilot in an additional district, combining community-based approaches, regular assessments, promotion of locally available nutritious diets, and provision of specialized nutritious foods for 14,811 children under 2 and 13,150 PBW. An endline survey will be conducted at the end of 2026 to assess outcomes.

Under strategic outcome 4, WFP supported households - especially women - to participate in food value chains, kitchen gardens, and dairy processing. Training emphasized nutrition-focused cultivation, preparation, and safe storage of vegetables and dairy products, linking livelihoods with improved dietary outcomes. For example, under greenhouse vegetable production activities, WFP trained beneficiaries on cultivation, disease management, and harvesting, as well as on how these vegetables can be prepared and utilized at home for optimal nutritional outcomes.

WFP held three training sessions and webinars for WFP and cooperating partner staff to strengthen internal capacity on health, nutrition and immunization knowledge, and monitored uptake through regular knowledge, attitude, and practice (KAP) surveys. KAP surveys conducted in January-February 2025 highlighted strong knowledge and positive health-seeking practices among respondents. Interviews with beneficiaries by third-party monitors showed broad awareness of immunization benefits and the benefits of timely care-seeking. For instance, 79 percent of households reported taking their children to the nearest health facility for malnutrition screening, 77 percent were aware of anaemia, and 96 percent stated that breastmilk should be given to a newborn within the first hour after birth.

The CSP has a nutrition-sensitive score of 8 out of a maximum of 12, reflecting that WFP has fully incorporated nutrition-sensitivity programming into its situation analysis, programme design, and monitoring and evaluation.

Throughout 2025, WFP leveraged key multistakeholder and multisectoral partnerships to advance nutrition and health objectives. Under the WFP-UNICEF Joint Action Plan to Stop Wasting, WFP actively collaborated with other nutrition stakeholders to contextualize the 2023 WHO guidelines on the prevention and management of wasting. The launch of the First Food Initiative in 2025 created an opportunity to bring together multiple sectors such as WASH, education, agriculture, food security, and the private sector to address malnutrition in a holistic manner. The Health Cluster, coordinated by WHO, also serves as a key platform for advancing discussions on improving nutrition outcomes through the health system. Moreover, WFP has expanded the partnership with the World Bank on MCBP, which combines cash and SBCC, to earthquake-affected areas in the east.

Although funding constraints will limit WFP's ability to scale up nutrition coverage, WFP aims to leverage these partnerships to expand its reach and further integrate nutrition-sensitive programming across sectors. WFP will also continue to conduct awareness-raising sessions on nutrition-sensitive approaches and integration for cooperating partners and staff to ensure continued implementation of nutrition-sensitive programming.

Partnerships

The year marked significant advocacy and funding diversification as WFP sought to mitigate the impact of the severe reduction in humanitarian funding. In 2025, WFP received less than half (47 percent) of donor contributions than in 2024. Nine donors who had provided bilateral contributions in the previous two years did not contribute in 2025, while 11 of 18 continuing donors provided significantly smaller contributions. WFP also partnered with more than 150 non-governmental organizations (NGOs) - operational partnerships that were fundamental to WFP's delivery model and systems-strengthening approach.

WFP began the year with an estimated 32 percent of the population (14.8 million people) facing acute food insecurity. A carry-over of USD 259 million (largely contributions received in late 2024) enabled the office to mount a winter response that assisted about 6.7 million people per month in the first quarter of the year, already highly targeted to the most food-insecure. As the scale of the funding cuts became apparent in the second quarter, WFP was forced to scale down and prioritize assistance to focus on famine prevention.

WFP amplified its outreach and advocacy with existing and new donors and diversified funding streams with international financial institutions and the private sector. In addition to briefings, field missions, and targeted outreach, WFP sought smaller pots of funding, securing more than USD 1.2 million in contributions and commitments through technical proposals - a lifeline for early warning, disability inclusion and other cross-cutting activities.

Advocacy with donors also resulted in reallocations of unutilized funding for other WFP operations to Afghanistan. Thanks to generous donor contributions, WFP secured 60 percent of the funding required for the Eastern Afghanistan earthquake response. WFP also saw contributions from new donors such as Greece, Indonesia and Liechtenstein who had previously never supported the CSP or contributed just once. Multilateral allocations of USD 27 million helped to fill the gap for under-resourced activities such as emergency response, nutrition, school feeding, and UNHAS. WFP also utilized internal funding mechanisms such as the Immediate Response Account to expedite the availability of funds for the Afghan returnee and earthquake response.

In 2025, WFP expanded its collaborations with the Asian Development Bank (ADB) and World Bank. In addition to resilience funding from ADB, WFP tapped into emergency response funding through the ADB Asia-Pacific Disaster Response Fund for the first time. WFP continued collaboration with the World Bank through the MCBP and expanded this partnership to include a livelihood component for vulnerable youth (half of them women).

Although total funding from private donors declined 34 percent from 2024, WFP received over USD 7.5 million in contributions from foundations, faith-based institutions, individual giving and corporate partners, which provided critical flexible funding to bridge pipeline gaps and ensure the continuation of school feeding activities. WFP also partnered this year with a large dairy processor that serves as the anchor buyer for milk produced through small-scale value chains initiatives. WFP will continue to explore and expand this model through its resilience programming to strengthen local private sector linkages.

Short-term funding continues to constrain WFP’s ability to provide long-term, predictable support. More than half of the contributions received in 2025 were for one year or less, which posed challenges in programming - particularly for resilience activities that require long-term funding to build sustainable assets.

WFP engaged with the DFA at district, provincial, and national levels to facilitate humanitarian access and to mitigate and avert interference across the programme cycle and supply chain, ensuring the continuity of principled assistance. Relationships were activated with the Offices of the Prime Minister and the Deputy Prime Minister for Economic Affairs, alongside relevant de facto line ministries - including the Ministries of Rural Rehabilitation and Development, Public Health, Agriculture, Irrigation and Livestock, Education, and the Afghanistan National Disaster Management Authority - providing the institutional framework necessary to sustain operations. WFP has adopted a proactive engagement strategy with concerned authorities and ministries to foster better understanding of WFP activities, improve acceptance of WFP mandate and programmes among authorities/ministries, enhance coordination and ensure seamless implementation at field level.

When required, WFP adapted through community-based approaches and innovative targeting solutions, enabling assistance to reach affected populations without compromising safety. Joint advocacy and coordinated problem-solving with the UN Humanitarian Country Team, the Humanitarian Access Working Group, and partners further strengthened the collective bargaining position of humanitarian actors, ensuring equitable access and reinforcing inclusion, protection, and prioritization of vulnerable groups within national assistance plans.

In the second half of the year, WFP was forced to reduce its annual needs-based plan from USD 1.4 billion to USD 1.0 billion, prioritizing its limited resources toward the early warning hotspot response. However, new IPC data shows an increase in acute food insecurity and malnutrition heading into the 2025/26 winter lean season, underscoring the need

for more sustained funding to avert further deterioration.

Focus on localization

In 2025, WFP engaged 88 national and 66 international NGOs across its programmes as cooperating partners (CPs).

To increase its ability to rapidly scale-up operations, WFP finalized a partnership landscaping exercise to map the presence, expertise and capacity of potential local partners. Fifty CPs were prequalified through this process for competitive selection via the UN Partner Portal. WFP also engaged in consultative planning with these CPs that enabled rapid scale-up for food and cash distributions within the first 36 hours of an emergency. WFP continues to maintain robust oversight, strengthen partner performance, and reinforce internal controls.

With a focus on advancing localization and promoting co-creation, WFP co-designed vocational skills training programmes with national NGOs, ensuring that interventions were relevant and well-targeted. WFP also worked with partners to develop training modules and guidelines - particularly around women's participation - and strove to retain its partnerships with women-led organizations and organizations of persons with disabilities, notwithstanding the challenges and restrictions they face. However, despite capacity strengthening efforts including trainings and on-the-job learning, funding constraints limit WFP's ability to make long-term investments in building local leadership. This hinders local actors' ability to effectively position themselves to develop and implement sustainable, community-driven solutions.

Focus on UN inter-agency collaboration

While WFP regularly collaborates with UN agencies on programming - notably UNICEF on nutrition, FAO on food security assessments and coordination, and IOM on returnees - this year saw a number of landmark partnerships and agreements with UN agencies that will set the basis for closer collaboration.

WFP contributed to the design and implementation of the inter-agency Anticipatory Action Framework for drought, activated for the first time in Afghanistan in 2025. Managed by OCHA, the framework enabled WFP to provide coordinated assistance - determined in advance with FAO, UNICEF, UN Women, and UNFPA - to vulnerable populations at risk of drought. As part of the multi-purpose cash assistance, WFP signed a collaboration agreement with UN Women to conduct streamlined targeting and beneficiary registration, including deduplication of beneficiary lists.

WFP is also working closely with FAO on targeting and registration as part of the new UNICEF-FAO-WFP First Foods Initiative, which supports the production, preparation and consumption of local, homemade and homegrown first foods. The agreement with FAO helps to ensure (1) cost and operational efficiency; (2) minimum burden on beneficiaries; and (3) zero discrepancy in the households targeted by WFP and FAO. WFP and IOM also piloted a new integrated targeting methodology across four border crossings to improve efficiency and equity in assistance delivery for returnees.

In August, WFP and UNICEF launched the Joint Action Plan to Stop Child Wasting in Afghanistan, which operationalizes the global WFP-UNICEF joint action plan. Starting in 2026, the action plan lays out programmatic shifts for both agencies in the treatment and prevention of child wasting.

Afghanistan has been identified as a pilot country for supply chain integration under the UN80 reform, which will afford greater opportunities for inter-agency collaboration in 2026.

Financial Overview

The sharp drop in humanitarian funding starting in the first quarter of 2025 has had a large impact on WFP's operations in Afghanistan. In the face of greatly decreased funding projections for 2025 - with key donors suspending or dramatically reducing contributions - WFP initiated budget revision 10 for the Afghanistan CSP to reduce WFP's overall annual needs for 2025 from USD 1.4 billion to USD 1.0 billion. This was unfortunately a reflection of funding availability rather than actual vulnerability in Afghanistan, as humanitarian needs continued to grow over the year. The budget revision also extended the CSP for an additional two years to align with the extended UN Strategic Framework for Afghanistan ending in 2027.

During the year, WFP received a total of USD 374 million from donors, multilateral fund allocations, internal funds, and miscellaneous income. Including the carryover of from the previous years, total available resources for 2025 amounted to USD 667 million. WFP was funded 64 percent against its reduced needs-based plan, with expenditures reaching 43 percent of the reduced needs-based plan and 77 percent of the annual implementation plan. More than a third of the contributions were received in the last quarter of the year, which posed challenges for implementation in 2025; much of this funding will be carried over into 2026.

To address pipeline gaps, WFP utilized corporate strategic financing mechanisms, securing a USD 79 million loan, of which USD 42 million was repaid within the fiscal year. About 13 percent of all donor contributions were accessed through advance financing, allowing WFP to effectively address some of the pipeline breaks before final confirmation of the contributions. WFP also heavily relied on the corporate Global Commodity Management Facility (GCMF), procuring 135,365 mt of food through GCMF, representing approximately 96 percent of all food purchases in 2025 (compared with 81 percent in 2024).

Through timely contributions and strategic advance financing mechanisms, WFP proactively prepositioned food ahead of the 2026 winter season, successfully preventing critical pipeline breaks against the already reduced and reprioritized plans throughout the year. This approach not only significantly reduced lead times for international purchases but also allowed WFP to leverage more favourable food and transport prices, enhancing operational efficiency and maximizing the impact of donor contributions. A shift from commodity vouchers to cash-based transfers further reduced administrative and reconciliation costs, while the introduction of off-truck distributions in 2025 generated significant operational savings. Together, these measures demonstrate clear efficiency improvements and reinforce WFP's overall cost-effectiveness.

Directed multilateral contributions accounted for 77 percent of all funds (USD 288 million) received in 2025, while 7 percent (USD 28 million) comprised of flexible funding from multilateral allocations by WFP headquarters, and another 16 percent (USD 59 million) comprised of payments from other services, cost recovery and internal funds.

Approximately 45 percent of funding received was confirmed at the strategic outcome level or above, allowing flexibility in allocating the funds. However, the bulk of funding was earmarked at the activity level, limiting WFP's ability to shift resources where they were most required. WFP continues to advocate for unearmarked and multiyear contributions, which will allow for better long-term planning and pipeline management amid fluctuating market prices, global supply chain challenges, and unforeseen changes in Afghanistan's volatile context.

Although emergency assistance under strategic outcome 1 remains a key priority for WFP in Afghanistan, receiving more than 50 percent of the overall funding, 2025 marked a clear shift toward greater prioritization of resilience and human capital development initiatives. Contributions for resilience, food systems, and livelihoods increased from less than 10 percent in 2023 and 2024 to more than 18 percent in 2025. Contributions for school feeding and social protection activities under strategic outcome 3 also increased dramatically, from an average of 6 percent in 2023 and 2024 to more than 27 percent of overall funding in 2025. This shift is expected to continue in 2026 as WFP increases its investments in strengthening individual and community resilience to climate and economic shocks.

Annual CSP Financial Overview by Strategic Outcome (Amount in USD)

Result chain	Country Portfolio Needs	Implementation Plan	Available Resources	Expenditure
SDG Target 1. Access to Food	752,432,246	423,092,023	443,880,632	335,763,163
SO01: Vulnerable people in Afghanistan are able to meet their food and nutrition needs before, during and immediately after crisis through 2027	682,641,661	384,501,897	356,100,256	294,991,319
Activity 01: Provide unconditional, nutrition-sensitive food assistance to vulnerable people	489,760,078	293,096,668	267,975,588	223,842,190
Activity 09: Provide nutrition-specific assistance to vulnerable women, boys, and girls to prevent and treat acute malnutrition	192,881,584	91,405,229	80,927,891	71,149,129
Non-activity specific	0	0	7,196,776	0
SO02: Vulnerable people in Afghanistan have strengthened resilience capacities and are increasingly able to meet their food and nutrition needs by 2027	69,790,585	38,590,126	87,780,376	40,771,844
Activity 02: Provide conditional, nutrition-sensitive, and gender-transformative livelihood support to vulnerable people	69,689,585	38,539,626	87,778,620	40,771,844
Activity 03: Provide capacity strengthening to emergency preparedness institutions	101,000	50,500	1,756	0
SDG Target 2. End Malnutrition	137,272,753	57,173,150	98,533,548	41,236,102

SO03: Vulnerable people at each stage of the life cycle in target areas have improved nutrition by 2027	137,272,753	57,173,150	98,533,548	41,236,102
Activity 04: Provide a comprehensive, gender-transformative package, including school meals, incentives, and complementary services to school-aged children and their communities	65,298,818	32,778,951	45,298,904	22,627,965
Activity 10: Provide nutrition-sensitive food or cash transfer to nutritionally vulnerable women, children, and their families, people with disabilities, and the elderly through a transitional safety net framework.	71,973,935	24,394,199	53,234,645	18,608,137
SDG Target 4. Sustainable Food System	1,117,231	350,000	1,135,227	130,512
SO04: People throughout the country have a wide range of fortified, nutritious food products available to them at affordable prices by 2027	1,117,231	350,000	1,135,227	130,512
Activity 05: Provide nutrition-sensitive support to government, commercial partners, and smallholder farmers to develop, strengthen and expand nutritional value chains	1,117,231	350,000	1,135,227	130,512
SDG Target 6. Policy Coherence	51,000	51,000	966,165	0
SO05: National and subnational institutions have a strengthened policy approach to food security and nutrition by 2027	51,000	51,000	966,165	0
Activity 06: Provide support to government officials and partners in enhancing the coherence of zero-hunger policy, particularly related to social protection, and the recognition of zero hunger as a development priority	51,000	51,000	966,165	0

SDG Target 8. Global Partnership	39,610,260	27,161,408	38,667,411	25,713,272
SO06: The humanitarian community has enhanced capacity to respond to needs throughout the country through 2027	39,610,260	27,161,408	38,667,411	25,713,272
Activity 07: Provide common beneficiary identity management services, pass-through Cash Transfer Services, supply chain, ICT, facilities and information management and provision services to partners to promote effective field operations	12,898,097	9,438,821	14,111,607	7,981,499
Activity 08: Provide humanitarian air services to partners until appropriate alternatives become available	26,712,162	17,722,587	24,555,804	17,731,773
Non-SDG Target	0	0	16,224,804	0
Total Direct Operational Costs	930,483,490	507,827,581	599,407,788	402,843,049
Direct Support Costs (DSC)	42,794,689	37,629,017	49,190,299	27,623,134
Total Direct Costs	973,278,179	545,456,598	648,598,087	430,466,183
Indirect Support Costs (ISC)	62,386,147	34,795,695	18,716,233	18,716,233

Grand Total	1,035,664,326	580,252,293	667,314,321	449,182,417

Data Notes

Strategic outcome 01

A.1.7: Around 1.7 million beneficiaries (returnees) of those reported under this indicator were supported solely through a one-time provision of fortified biscuits. This significantly increased the total number of beneficiaries reached despite the funding reductions in 2025. As a result, this indicator reflects a high number, while the total figures for distributed assistance are aligned with funding availability.

Strategic outcome 02

Baseline data for ECL, SLO, SAMS, and SSVC were collected in 2025, while the endline post-distribution monitoring is planned for 2026.

Strategic outcome 03

Indicator E.5.1: refers to the deworming campaign, which was not implemented in 2025 due to border issues.

Activity 4, A.3.2: This indicator represents a contingency plan for secondary school girls (CBT for school feeding), intended for activation if government policies changed, and schools reopened for girls above grade 6. Unfortunately, secondary schools for girls remained closed throughout 2025, and therefore the planned activity could not be implemented. As a result, no actuals were recorded for this indicator.

Activity 4, B.3.2: In 2024, Bread+ for school feeding was prepared with fortified wheat flour purchased and dispatched by WFP to contracted bakers, while the remaining components were procured by the CP. In 2025, the sub activity shifted entirely to a commodity voucher modality, meaning all Bread+ commodities were procured and delivered directly by the CP. As a result, no plan was entered for indicator B.3.2 in 2025. However, a small, residual quantity of fortified wheat flour from 2024 (0.23 MT) was dispatched to the CP in 2025, generating an actual value for the indicator despite the absence of a plan.

Activity 10, B1.1: Current available resources for Activity 10 are all for CBT, as mandated by the donor (the World Bank). A small, in-kind component was included in the needs-based plan as a contingency measure but was not actualized in 2025 as there were no resources available nor any programmatic need for this.

Strategic outcome 04

SSVC beneficiaries are included in the beneficiary totals for strategic outcome 2.

Baseline data for ECL, SLO, SAMS, and SSVC were collected in 2025, while the endline post-distribution monitoring is planned for 2026.

Strategic outcome 06

Output result H.2.1: In Afghanistan, it is a Logistics Working Group, not Logistics Cluster.

Environmental sustainability

CC 4.1: WFP is improving the accuracy in reporting the proportion of screened field-level agreements (FLAs) and construction contracts (CCs). This has resulted in a reduction in the proportion of agreements screened for this indicator.

Annex

Reporting on beneficiary information in WFP's annual country reports

To produce estimates of the total number of unique beneficiaries WFP has assisted yearly, the data from all activities and transfer modalities must be adjusted to eliminate overlaps and add new beneficiaries.

The final estimated number of beneficiaries assisted in each country is validated by country offices and entered in COMET (the tool for programme design, implementation, monitoring and performance management) at the end of every year:

- the total number of beneficiaries, which is the sum of all direct beneficiaries reached under all country level activities and outputs, based on the adjusted totals that seek to eliminate overlap;
- the total number of beneficiaries receiving food transfers, cash-based transfers and commodity vouchers or capacity strengthening, the sum of all direct beneficiaries reached under the activities and outputs for each of these transfer modalities, based on the adjusted estimates that seek to eliminate overlap;
- the total number of beneficiaries assisted under outputs defined by country offices and specific to their operations;
- the total number of beneficiaries assisted under each programme area, the sum of all direct beneficiaries reached under WFP's eight programme areas at the country level;
- the number of schoolchildren assisted under school-based programmes, the sum of all participants assisted under the school-based programmes, adjusted to exclude overlaps and activity supporters such as teachers and cooks.

Although WFP conducts quality assurance to provide beneficiary data which are as accurate as possible, numerous challenges remain regarding data collection, verification, entry and processing. Beneficiary numbers in ACRs should be considered "best estimates", subject to over- and under- estimation.

Disclaimer for gender-disaggregated indicators

WFP introduced mandatory gender disaggregation for some Corporate Results Framework indicators in 2024. In such cases, gender-disaggregated data may not be available for 2023 values.

«No data» function in outcome & cross-cutting indicators

The "No data" function has been introduced in the logframe module for reporting on outcome indicators (from 2025) and on cross-cutting indicators (from 2024 onwards). This function ensures that no data fields in the ACR data tables remain empty without explanation. The "No data" function can be applied to outcome and cross-cutting indicators at the target and follow-up levels and to cross-cutting indicators at the baseline as well. This function can be used for reporting an indicator at one level (baseline, target, or follow-up) or at two levels (baseline and follow-up). Country offices must choose either "Not collected" or "Not applicable" option.

A. **Not applicable**: used when data is not collected for **methodological note requirements**.
B. **Not collected**: used when data is not collected for **context-related reasons**.

Figures and Indicators

Beneficiaries by Sex and Age Group

Beneficiary Category	Gender	Planned	Actual	% Actual vs. Planned
Total Beneficiaries	male	5,728,823	5,767,330	101%
	female	6,757,068	6,631,997	98%
	total	12,485,891	12,399,327	99%
By Age Group				
0-23 months	male	722,445	721,171	100%
	female	728,035	879,189	121%
	total	1,450,480	1,600,360	110%
24-59 months	male	1,596,317	711,073	45%
	female	1,521,343	874,148	57%
	total	3,117,660	1,585,221	51%
5-11 years	male	771,861	1,196,345	155%
	female	673,836	1,074,177	159%
	total	1,445,697	2,270,522	157%
12-17 years	male	692,760	948,753	137%
	female	643,008	908,511	141%
	total	1,335,768	1,857,264	139%
18-59 years	male	1,752,488	1,969,167	112%
	female	3,044,206	2,724,659	90%
	total	4,796,694	4,693,826	98%
60+ years	male	192,952	220,821	114%
	female	146,640	171,313	117%
	total	339,592	392,134	115%

Beneficiaries by Residence Status

Residence Status	Planned	Actual	% Actual vs. Planned
Resident	12,478,891	10,110,002	81%
Returnee	7,000	2,280,821	32583%
IDP	0	8,504	-

Beneficiaries by Programme Area

Programme Area	Planned	Actual	% Actual vs. Planned
Action to protect against climate shocks	0	84,539	-
Asset Creation and Livelihood	572,439	439,866	76%
Malnutrition prevention programme	2,397,478	1,955,791	81%
Malnutrition treatment programme	2,600,000	2,666,095	102%
School based programmes	900,000	881,697	97%
Smallholder agricultural market support programmes	7,000	4,627	66%
Unconditional Resource Transfers	10,198,940	9,623,667	94%

Annual Food Transfer (mt)

Commodities	Planned Distribution (mt)	Actual Distribution (mt)	% Actual vs. Planned
Access to Food			
Strategic Outcome 01			
High Energy Biscuits	45	575	1,268%
Iodised Salt	2,685	1,248	46%
LNS	30,211	23,421	78%
Rice	0	3,701	-
Split Peas	33,561	15,224	45%
Vegetable Oil	24,433	11,569	47%
Wheat Flour	268,491	117,600	44%
Wheat Soya Blend	50,756	12,230	24%
Strategic Outcome 02			
Iodised Salt	56	17	31%
Split Peas	705	181	26%
Vegetable Oil	513	139	27%
Wheat Flour	5,638	1,629	29%
End Malnutrition			
Strategic Outcome 03			
High Energy Biscuits	13,860	4,127	30%
Iodised Salt	6	0	0%
LNS	576	191	33%
Split Peas	75	0	0%
Vegetable Oil	1,693	1,498	89%
Wheat Flour	600	0	0%
Wheat Soya Blend	2,160	298	14%

Annual Cash Based Transfer and Commodity Voucher (USD)

Modality	Planned Distribution (CBT)	Actual Distribution (CBT)	% Actual vs. Planned
Access to Food			
Strategic Outcome 01			
Cash	96,050,655	79,829,947	83%
Commodity Voucher	48,025,285	18,419,405	38%
Value Voucher	16,008,569	279,774	2%
Strategic Outcome 02			
Cash	35,568,503	14,028,746	39%
Value Voucher	1,000,364	0	0%
End Malnutrition			
Strategic Outcome 03			
Commodity Voucher	6,321,182	3,729,001	59%
Cash	55,443,987	15,141,012	27%

Strategic Outcome and Output Results

Strategic Outcome 01: Vulnerable people in Afghanistan are able to meet their food and nutrition needs before, during and immediately after crisis through 2027				**Crisis Response**	
Output Results					
Activity 01: Provide unconditional, nutrition-sensitive food assistance to vulnerable people					
Corporate output 1.1: Food insecure and crisis-affected populations have access to nutritious food and cash-based assistance, restored assets and services to meet their urgent needs					
CSP Output 01: 1.1 Vulnerable people receive nutrition- sensitive food or cash transfers in order to meet their basic food and nutrition needs and support stability					
Output Indicator	Beneficiary Group	Sub Activity	Unit of measure	Planned	Actual
A.1.7 Number of people in emergency contexts receiving assistance unconditionally or to restore infrastructure and community assets (complementary with UNICEF, Office of the United Nations High Commissioner for Refugees (UNHCR), WFP)	All	General Distribution	Female Male **Total**	4,887,683 4,888,720 **9,776,403**	4,578,524 4,572,321 **9,150,845**
A.1.8 Number of women, men, boys and girls receiving food/cash-based/commodity vouchers/individual capacity strengthening transfers through actions to protect against climate shocks	All	Forecast-based Anticipatory Actions	Female Male **Total**		41,380 43,159 **84,539**
A.2.7 Quantity of food provided unconditionally or to restore infrastructure and community assets			MT	329,215	149,915.67
A.3.1 Total value of cash transferred to people			USD	96,050,655	79,829,947
A.3.5 Total value of cash transferred to people through actions to protect against Climate Shocks			USD		2,054,197
A.4.1 Total value of vouchers transferred to people disaggregated by type (value voucher or commodity voucher)			USD	64,033,854	18,699,177
B.1.1 Quantity of fortified food provided through conditional or unconditional assistance			MT	295,608	130,416.26
Activity 09: Provide nutrition-specific assistance to vulnerable women, boys, and girls to prevent and treat acute malnutrition					
Corporate output 1.2: Crisis-affected children, pregnant women and girls and new mothers, and other nutritionally vulnerable populations benefit from programmes to prevent and treat malnutrition and improve diets					
CSP Output 12: 9.1 Vulnerable children 6–59 months and PBW receive specialized nutritious foods to meet their nutrition needs (Tier 1, 2).					
Output Indicator	Beneficiary Group	Sub Activity	Unit of measure	Planned	Actual
A.1.2 Number of nutritionally vulnerable people receiving food/cash-based transfers/commodity vouchers/capacity strengthening transfers through malnutrition treatment and prevention programmes (complementary with UNICEF, FAO, WHO)	Children	Prevention of acute malnutrition	Female Male **Total**	762,796 793,929 **1,556,725**	708,761 545,147 **1,253,908**

A.1.2 Number of nutritionally vulnerable people receiving food/cash-based transfers/commodity vouchers/capacity strengthening transfers through malnutrition treatment and prevention programmes (complementary with UNICEF, FAO, WHO)	Children	Treatment of moderate acute malnutrition	Female Male **Total**	882,000 918,000 **1,800,000**	859,240 645,830 **1,505,070**
A.1.2 Number of nutritionally vulnerable people receiving food/cash-based transfers/commodity vouchers/capacity strengthening transfers through malnutrition treatment and prevention programmes (complementary with UNICEF, FAO, WHO)	Pregnant Breastfeeding Women and Girls	Prevention of acute malnutrition	Female Total	768,753 768,753	674,396 674,396
A.1.2 Number of nutritionally vulnerable people receiving food/cash-based transfers/commodity vouchers/capacity strengthening transfers through malnutrition treatment and prevention programmes (complementary with UNICEF, FAO, WHO)	Pregnant Breastfeeding Women and Girls	Treatment of moderate acute malnutrition	Female Total	800,000 800,000	1,161,025 1,161,025
A.2.2 Quantity of food provided to nutritionally vulnerable people through malnutrition treatment and prevention programmes			MT	80,967	35,650.42
B.2.1 Quantity of specialized nutritious foods provided to treat or prevent malnutrition			MT	80,967	35,650.42

Other Output					
Activity 01: Provide unconditional, nutrition-sensitive food assistance to vulnerable people					
Corporate Output 1.1: Food insecure and crisis-affected populations have access to nutritious food and cash-based assistance, restored assets and services to meet their urgent needs					
CSP Output 01: 1.1 Vulnerable people receive nutrition- sensitive food or cash transfers in order to meet their basic food and nutrition needs and support stability					
Output indicator	Detailed indicator	Sub Activity	Unit of measure	Planned	Actual
G.9: Number of people covered and assisted through forecast-based anticipatory actions against climate shocks	G.9.1: Number of people covered and assisted through Forecast-based Anticipatory Actions against climate shocks (Overall)	Forecast-based Anticipatory Actions	Individual	90,067	84,539
CSP Output 14: 1.2 Food insecure and crisis-affected population have access to nutritious food and cash-based assistance, restored assets and services to meet their urgent needs (Tier 2, 3).					
Output indicator	Detailed indicator	Sub Activity	Unit of measure	Planned	Actual
C.24: Percentage of Retailers with Overall Good Performance Score	C.24.1: Percentage of Retailers with Overall Good Performance Score	Unconditional Resource Transfers (CCS)	%	100	100
Activity 09: Provide nutrition-specific assistance to vulnerable women, boys, and girls to prevent and treat acute malnutrition					
Corporate Output 1.2: Crisis-affected children, pregnant women and girls and new mothers, and other nutritionally vulnerable populations benefit from programmes to prevent and treat malnutrition and improve diets					
CSP Output 12: 9.1 Vulnerable children 6–59 months and PBW receive specialized nutritious foods to meet their nutrition needs (Tier 1, 2).					
Output indicator	Detailed indicator	Sub Activity	Unit of measure	Planned	Actual

A.6.1: Number of WFP-assisted health centres or sites	A.6.1.1: Total number of WFP-assisted health centres or sites	Treatment of moderate acute malnutrition	centre/site	2,750	2,843
E.4: Number of people reached through interpersonal social and behaviour change communication (SBCC) approaches (complementary with UNICEF, FAO, WFP, WHO)	E.4.1: Number of people reached through interpersonal social and behaviour change communication (SBCC) approaches (complementary with UNICEF, FAO, WFP, WHO) (Overall)	Prevention of acute malnutrition	Individual	2,583,864	1,928,304
E.4: Number of people reached through interpersonal social and behaviour change communication (SBCC) approaches (complementary with UNICEF, FAO, WFP, WHO)	E.4.1: Number of people reached through interpersonal social and behaviour change communication (SBCC) approaches (complementary with UNICEF, FAO, WFP, WHO) (Overall)	Treatment of moderate acute malnutrition	Individual	2,600,000	2,666,559

Outcome Results							
Activity 01: Provide unconditional, nutrition-sensitive food assistance to vulnerable people							
Outcome Indicator	Sex	Baseline	End-CSP Target	2025 Target	2025 Follow-up	2024 Follow-up	Source
Target Group: Anticipatory Action 2025 - **Location**: Afghanistan - **Modality**: Cash - **Subactivity**: Forecast-based Anticipatory Actions							
1.1.1: Food consumption score: Percentage of households with Acceptable Food Consumption Score	**Overall**	3		≥5	2		WFP programme monitoring
1.1.1: Food consumption score: Percentage of households with Borderline Food Consumption Score	**Overall**	29		≤30	25		WFP programme monitoring
1.1.1: Food consumption score: Percentage of households with Poor Food Consumption Score	**Overall**	68		≤65	73		WFP programme monitoring
1.1.3: Consumption-based coping strategy index (average)	**Overall**	14.12		≤10	14.23		WFP programme monitoring
1.1.5: Livelihood coping strategies for essential needs: Percentage of households using emergency coping strategies	**Overall**	27		≤25	12		WFP programme monitoring
1.1.5: Livelihood coping strategies for essential needs: Percentage of households using crisis coping strategies	**Overall**	60		≤60	59		WFP programme monitoring
1.1.5: Livelihood coping strategies for essential needs: Percentage of households using stress coping strategies	**Overall**	12		≤20	28		WFP programme monitoring
1.1.5: Livelihood coping strategies for essential needs: Percentage of households not using livelihood based coping strategies	**Overall**	1		≥5	1		WFP programme monitoring
Target Group: GFA 2025 Q2 (Hotspot R1) - **Location**: Afghanistan - **Modality**: Cash, Commodity Voucher, Food - **Subactivity**: General Distribution							

1.1.1: Food consumption score: Percentage of households with Acceptable Food Consumption Score	**Overall**			≥15	19		WFP programme monitoring
1.1.1: Food consumption score: Percentage of households with Borderline Food Consumption Score	**Overall**			≤45	45		WFP programme monitoring
1.1.1: Food consumption score: Percentage of households with Poor Food Consumption Score	**Overall**			≤40	36		WFP programme monitoring
1.1.3: Consumption-based coping strategy index (average)	**Overall**			≤10	12		WFP programme monitoring
1.1.4: Livelihood coping strategies for food security: Percentage of households using emergency coping strategies	**Overall**			≤20	23		WFP programme monitoring
1.1.4: Livelihood coping strategies for food security: Percentage of households using crisis coping strategies	**Overall**			≤40	46		WFP programme monitoring
1.1.4: Livelihood coping strategies for food security: Percentage of households using stress coping strategies	**Overall**			≤30	30		WFP programme monitoring
1.1.4: Livelihood coping strategies for food security: Percentage of households not using livelihood based coping strategies	**Overall**			≥8	1		WFP programme monitoring
Target Group: GFA 2025 Q3 (Hotspot R2) - **Location**: Afghanistan - **Modality**: Cash, Commodity Voucher, Food - **Subactivity**: General Distribution							
1.1.1: Food consumption score: Percentage of households with Acceptable Food Consumption Score	**Overall**			≥15	11		WFP programme monitoring
1.1.1: Food consumption score: Percentage of households with Borderline Food Consumption Score	**Overall**			≤45	43		WFP programme monitoring
1.1.1: Food consumption score: Percentage of households with Poor Food Consumption Score	**Overall**			≤40	46		WFP programme monitoring
1.1.3: Consumption-based coping strategy index (average)	**Overall**			≤10	9.31		WFP programme monitoring
1.1.4: Livelihood coping strategies for food security: Percentage of households using emergency coping strategies	**Overall**			≤40	23		WFP programme monitoring
1.1.4: Livelihood coping strategies for food security: Percentage of households using crisis coping strategies	**Overall**			≤20	46		WFP programme monitoring
1.1.4: Livelihood coping strategies for food security: Percentage of households using stress coping strategies	**Overall**			≤30	24		WFP programme monitoring
1.1.4: Livelihood coping strategies for food security: Percentage of households not using livelihood based coping strategies	**Overall**			≥8	7		WFP programme monitoring
Target Group: General Food Assistance (GFA) - **Location**: Afghanistan - **Modality**: Cash, Commodity Voucher, Food, Value Voucher - **Subactivity**: General Distribution							
1.1.1: Food consumption score: Percentage of households with Acceptable Food Consumption Score	**Overall**	12.2	≥15	≥15	18.2		WFP programme monitoring

1.1.1: Food consumption score: Percentage of households with Borderline Food Consumption Score	**Overall**	45.2	≤45	≤45	48.4		WFP programme monitoring
1.1.1: Food consumption score: Percentage of households with Poor Food Consumption Score	**Overall**	42.6	≤40	≤40	33.3		WFP programme monitoring
1.1.3: Consumption-based coping strategy index (average)	**Overall**	10.46	≤10	≤10	10.77		WFP programme monitoring
1.1.4: Livelihood coping strategies for food security: Percentage of households using emergency coping strategies	**Overall**	20.4	≤20	≤20	21		WFP programme monitoring
1.1.4: Livelihood coping strategies for food security: Percentage of households using crisis coping strategies	**Overall**	41	≤40	≤40	44		WFP programme monitoring
1.1.4: Livelihood coping strategies for food security: Percentage of households using stress coping strategies	**Overall**	33.5	≤30	≤30	31		WFP programme monitoring
1.1.4: Livelihood coping strategies for food security: Percentage of households not using livelihood based coping strategies	**Overall**	5.1	≥8	≥8	4		WFP programme monitoring
Target Group: Value Voucher assisted Beneficiaries - **Location**: Afghanistan - **Modality**: Value Voucher - **Subactivity**: General Distribution							
1.1.87: Percentage of Essential Need Items Available to Beneficiaries in the Targeted Markets where WFP Operates	**Overall**	100	=100	=100	100	100	WFP programme monitoring
1.1.88: Percentage Increase in Purchasing Power of WFP Voucher Beneficiaries	**Overall**	0	≥0	≥0	-4.1	6.2	WFP programme monitoring
Activity 09: Provide nutrition-specific assistance to vulnerable women, boys, and girls to prevent and treat acute malnutrition							
Outcome Indicator	Sex	Baseline	End-CSP Target	2025 Target	2025 Follow-up	2024 Follow-up	Source
Target Group: BSFP - Winter Caseload - **Location**: Afghanistan - **Modality**: Food - **Subactivity**: Prevention of acute malnutrition							
1.1.10: Proportion of children 6-23 months of age who receive a minimum acceptable diet: Minimum Diet Diversity 6-23 months (MDD)	**Overall**	25.5	≥30	≥30	13		WFP programme monitoring
1.1.10: Proportion of children 6-23 months of age who receive a minimum acceptable diet: Minimum Meal Frequency 6-23 months (MMF)	**Overall**	4.7	≥10	≥10	5.9		WFP programme monitoring
1.1.10: Proportion of children 6-23 months of age who receive a minimum acceptable diet: Minimum Milk Feeding Frequency for Non-Breastfed children 6-23 months (MMFF)	**Overall**	5.9	≥10	≥10	6.5		WFP programme monitoring
1.1.10: Proportion of children 6-23 months of age who receive a minimum acceptable diet: Proportion of children 6-23 months of age who receive a minimum acceptable diet	**Overall**	2.4	≥5	≥5	2.5		WFP programme monitoring
1.1.11: Minimum diet diversity for women and girls of reproductive age	**Overall**	37.7	≥40	≥40	31		WFP programme monitoring
1.1.2: Food consumption score – nutrition: Percentage of households that consumed Hem Iron rich food daily (in the last 7 days)	**Overall**	0	≥5	≥5	0.1		WFP programme monitoring

1.1.2: Food consumption score – nutrition: Percentage of households that sometimes consumed Hem Iron rich food (in the last 7 days)	**Overall**	27	≥30	≥30	15		WFP programme monitoring
1.1.2: Food consumption score – nutrition: Percentage of households that never consumed Hem Iron rich food (in the last 7 days)	**Overall**	73	≤70	≤70	84		WFP programme monitoring
1.1.2: Food consumption score – nutrition: Percentage of households that consumed Protein rich food daily (in the last 7 days)	**Overall**	16.8	≥20	≥20	18		WFP programme monitoring
1.1.2: Food consumption score – nutrition: Percentage of households that sometimes consumed Protein rich food (in the last 7 days)	**Overall**	78.1	≥80	≥80	77		WFP programme monitoring
1.1.2: Food consumption score – nutrition: Percentage of households that never consumed Protein rich food (in the last 7 days)	**Overall**	5.1	≤5	≤5	4.4		WFP programme monitoring
1.1.2: Food consumption score – nutrition: Percentage of households that consumed Vit A rich food daily (in the last 7 days)	**Overall**	9.8	≥10	≥10	11		WFP programme monitoring
1.1.2: Food consumption score – nutrition: Percentage of households that sometimes consumed Vit A rich food (in the last 7 days)	**Overall**	66.5	≥70	≥70	66		WFP programme monitoring
1.1.2: Food consumption score – nutrition: Percentage of households that never consumed Vit A rich food (in the last 7 days)	**Overall**	23.7	≤20	≤20	22		WFP programme monitoring
Target Group: Children under 5 years age - **Location**: Afghanistan - **Modality**: Food - **Subactivity**: Treatment of moderate acute malnutrition							
1.1.13: Percentage of moderate acute malnutrition cases reached by treatment services (coverage)	Female		>50	>50	74	96	WFP programme monitoring
	Male		>50	>50	74	96	WFP programme monitoring
	Overall	52	>50	>50	74	96	WFP programme monitoring
1.1.14: Moderate acute malnutrition treatment recovery rate	Female		>75	>75	93.51	93.1	Secondary data
	Male		>75	>75	93.51	93.1	Secondary data
	Overall	85	>75	>75	93.51	93.1	Secondary data
1.1.15: Moderate acute malnutrition treatment mortality rate	Female		<3	<3	0.01	0.02	Secondary data
	Male		<3	<3	0.01	0.02	Secondary data
	Overall	0.06	<3	<3	0.01	0.02	Secondary data

1.1.16: Moderate acute malnutrition treatment default rate	Female		<15	<15	5.76	6.01	Secondary data
	Male		<15	<15	5.76	6.01	Secondary data
	Overall	15	<15	<15	5.76	6.01	Secondary data
1.1.17: Moderate acute malnutrition treatment non-response rate	Female		<15	<15	0.72	0.87	Secondary data
	Male		<15	<15	0.72	0.87	Secondary data
	Overall	0.21	<15	<15	0.72	0.87	Secondary data
1.1.7: Proportion of eligible population reached by nutrition preventive programme (coverage)	Female	52	≥50	≥50	66	72	WFP programme monitoring
	Male	52	≥50	≥50	66	72	WFP programme monitoring
	Overall	52	≥50	≥50	66	72	WFP programme monitoring

Strategic Outcome 02: Vulnerable people in Afghanistan have strengthened resilience capacities and are increasingly able to meet their food and nutrition needs by 2027	Resilience Building

Output Results

Activity 02: Provide conditional, nutrition-sensitive, and gender-transformative livelihood support to vulnerable people

Corporate output 1.1: Food insecure and crisis-affected populations have access to nutritious food and cash-based assistance, restored assets and services to meet their urgent needs

CSP Output 02: 2.1 Vulnerable people benefit from nutrition-sensitive livelihood support in order to enhance self-reliance, reduce disaster risk and adapt to climate change, create employment in urban and rural areas, and support stability (Tier 1, 2).

Output Indicator	Beneficiary Group	Sub Activity	Unit of measure	Planned	Actual
A.1.5 Number of people receiving food/cash-based transfers/commodity vouchers/capacity strengthening transfers through livelihood skills training activities	All	Food assistance for training	Female Male **Total**	34,026 35,274 **69,300**	28,519 29,560 **58,079**
A.1.6 Number of people receiving food/cash-based transfers/commodity vouchers/capacity strengthening transfers under food assistance for assets (complementary with ILO, UNDP, World Bank, UNHCR, UNICEF)	All	Food assistance for asset	Female Male **Total**	247,007 256,132 **503,139**	187,516 194,271 **381,787**
A.2.6 Quantity of food provided to people enrolled in food assistance for assets activities			MT	6,912	1,966.41
A.3.3 Total value of cash transferred to people through livelihood skills training activities			USD	4,001,457	2,261,296
A.3.4 Total value of cash transferred to people enrolled in food assistance for assets activities			USD	31,567,046	11,767,452
A.4.1 Total value of vouchers transferred to people disaggregated by type (value voucher or commodity voucher)			USD	1,000,364	

Other Output

Activity 02: Provide conditional, nutrition-sensitive, and gender-transformative livelihood support to vulnerable people

Corporate Output 1.1: Food insecure and crisis-affected populations have access to nutritious food and cash-based assistance, restored assets and services to meet their urgent needs

CSP Output 02: 2.1 Vulnerable people benefit from nutrition-sensitive livelihood support in order to enhance self-reliance, reduce disaster risk and adapt to climate change, create employment in urban and rural areas, and support stability (Tier 1, 2).

Output indicator	Detailed indicator	Sub Activity	Unit of measure	Planned	Actual
D.1.2: Number of assets built, restored or maintained by targeted households and communities, by type and unit of measure in emergency context	D.1.2.g.10: Number of Household and School Gardens	Food assistance for asset	Number	1,070	1,103.9
D.1.2: Number of assets built, restored or maintained by targeted households and communities, by type and unit of measure in emergency context	D.1.2.g.11: Number of water points (ponds, shallow wells, weirs, dams) constructed or rehabilitated	Food assistance for asset	Number	2,060	2,128.9

D.1.2: Number of assets built, restored or maintained by targeted households and communities, by type and unit of measure in emergency context	D.1.2.g.14: Total number of hectares of areas brought under restoration/improved ecosystems and/or climate-resilient management practices	Food assistance for asset	Ha	2,019	1,062.03
D.1.2: Number of assets built, restored or maintained by targeted households and communities, by type and unit of measure in emergency context	D.1.2.g.1: Hectares of community gardens and orchards established/rehabilitated	Food assistance for asset	Ha	513	350.35
D.1.2: Number of assets built, restored or maintained by targeted households and communities, by type and unit of measure in emergency context	D.1.2.g.3: Hectares of land rehabilitated/benefiting from irrigation infrastructures	Food assistance for asset	Ha	4,208	4,445.32
D.1.2: Number of assets built, restored or maintained by targeted households and communities, by type and unit of measure in emergency context	D.1.2.g.4: Kilometres of feeder roads and trails constructed/repaired	Food assistance for asset	Km	124	106.96
D.1.2: Number of assets built, restored or maintained by targeted households and communities, by type and unit of measure in emergency context	D.1.2.g.5: Kilometers of drainage canals and flood protection dykes built/rehabilitated	Food assistance for asset	Km	17	15.86
D.1.2: Number of assets built, restored or maintained by targeted households and communities, by type and unit of measure in emergency context	D.1.2.g.6: Kilometres of irrigation canals	Food assistance for asset	Km	300	244.83
D.1.2: Number of assets built, restored or maintained by targeted households and communities, by type and unit of measure in emergency context	D.1.2.g.9: Number of culverts and drainage	Food assistance for asset	Number	49	50
D.1.4: Number of additional country specific assets constructed, rebuilt or maintained by targeted households and communities, by type and unit of measure in emergency contexts	D.1.4.15: Number of tree seedlings produced/provided	Food assistance for asset	Number	4,800	4,800
D.1.4: Number of additional country specific assets constructed, rebuilt or maintained by targeted households and communities, by type and unit of measure in emergency contexts	D.1.4.21: Number of flow control/diversion/water spreading structures (e.g., weirs, aqueducts etc).	Food assistance for asset	Number	119	106
D.3: Number of participants who completed vocational/livelihood skills training activities	D.3.g.1: Number of participants who completed vocational/livelihood skills	Food assistance for training	Number	4,339	2,970
D.4: Percentage of assets created through Food Assistance for Assets (FFA) monitored through the Asset Impact Monitoring from Space (AIMS) service identified as visible or maintained	D.4.g.1: Percentage of food assistance for assets (FFA) activities under monitoring visible through the Asset Impact Monitoring Satellite	Food assistance for asset	%	86.33	82.37

D.7: Number of people supported with household livelihood enhancement inputs/kits (e.g., agriculture, livestock, irrigation, food processing etc.)	D.7.1: Number of people supported with household livelihood enhancement inputs/kits (e.g., agriculture, livestock, irrigation, food processing etc.)(overall)	Food assistance for asset	Number	3,508	5,330
D.7: Number of people supported with household livelihood enhancement inputs/kits (e.g., agriculture, livestock, irrigation, food processing etc.)	D.7.1F: Number of people supported with household livelihood enhancement inputs/kits (e.g., agriculture, livestock, irrigation, food processing etc.)(female)	Food assistance for asset	Number	3,508	3,836
D.7: Number of people supported with household livelihood enhancement inputs/kits (e.g., agriculture, livestock, irrigation, food processing etc.)	D.7.1M: Number of people supported with household livelihood enhancement inputs/kits (e.g., agriculture, livestock, irrigation, food processing etc.)(male)	Food assistance for asset	Number	0	50
G.10: Number of people benefiting from assets and climate adaptation practices facilitated by WFP's risk management activities	G.10.1: Number of people benefiting from assets and climate adaptation practices facilitated by WFP's Risk Management activities (overall)	Food assistance for asset	Individual	25,900	26,278

Outcome Results							
Activity 02: Provide conditional, nutrition-sensitive, and gender-transformative livelihood support to vulnerable people							
Outcome Indicator	Sex	Baseline	End-CSP Target	2025 Target	2025 Follow-up	2024 Follow-up	Source
Target Group: 2023 Graduates from FFT Programme - **Location**: Afghanistan - **Modality**: Cash - **Subactivity**: Food assistance for training							
1.1.83: Proportion of people engaged in Income generating activities (IGA) as a result of skills development trainings (FFT)	**Overall**	30		≥40	61		WFP programme monitoring
Target Group: FFA Beneficiaries 2025 - **Location**: Afghanistan - **Modality**: Cash, Food - **Subactivity**: Food assistance for asset							
1.1.1: Food consumption score: Percentage of households with Acceptable Food Consumption Score	**Overall**	13.6	≥15				WFP programme monitoring
1.1.1: Food consumption score: Percentage of households with Borderline Food Consumption Score	**Overall**	50.6	≤50				WFP programme monitoring
1.1.1: Food consumption score: Percentage of households with Poor Food Consumption Score	**Overall**	35.7	≤35				WFP programme monitoring
1.1.3: Consumption-based coping strategy index (average)	**Overall**	9	≤10				WFP programme monitoring
1.1.4: Livelihood coping strategies for food security: Percentage of households using emergency coping strategies	**Overall**	11	≤10				WFP programme monitoring
1.1.4: Livelihood coping strategies for food security: Percentage of households using crisis coping strategies	**Overall**	54	≤50				WFP programme monitoring

1.1.4: Livelihood coping strategies for food security: Percentage of households using stress coping strategies	**Overall**	33	≤30				WFP programme monitoring
1.1.4: Livelihood coping strategies for food security: Percentage of households not using livelihood based coping strategies	**Overall**	2	≥5				WFP programme monitoring
1.1.68: Shock Exposure Index (SEI)	**Overall**	6.6	<5				WFP programme monitoring
1.1.84: Resilience Capacity Score (RCS): 1. Total Low RCS	**Overall**	20	≤20				WFP programme monitoring
1.1.84: Resilience Capacity Score (RCS): 2. Total Medium RCS	**Overall**	65	≤65				WFP programme monitoring
1.1.84: Resilience Capacity Score (RCS): 3. Total High RCS	**Overall**	15	≥15				WFP programme monitoring
Target Group: FFA Beneficiaries - **Location**: Afghanistan - **Modality**: Cash, Food - **Subactivity**: Food assistance for asset							
1.1.27: Percentage of FFA supported assets that demonstrate improved vegetation and soil conditions	**Overall**	0	≥75	≥75	67	68	WFP programme monitoring
Target Group: FFT Beneficiaries 2025 - **Location**: Afghanistan - **Modality**: Cash - **Subactivity**: Food assistance for training							
1.1.1: Food consumption score: Percentage of households with Acceptable Food Consumption Score	**Overall**	20	≥25				WFP programme monitoring
1.1.1: Food consumption score: Percentage of households with Borderline Food Consumption Score	**Overall**	44	≤45				WFP programme monitoring
1.1.1: Food consumption score: Percentage of households with Poor Food Consumption Score	**Overall**	36	≤30				WFP programme monitoring
1.1.3: Consumption-based coping strategy index (average)	**Overall**	10	≤10				WFP programme monitoring
1.1.4: Livelihood coping strategies for food security: Percentage of households using emergency coping strategies	**Overall**	17	≤15				WFP programme monitoring
1.1.4: Livelihood coping strategies for food security: Percentage of households using crisis coping strategies	**Overall**	47	≤45				WFP programme monitoring
1.1.4: Livelihood coping strategies for food security: Percentage of households using stress coping strategies	**Overall**	33	≤30				WFP programme monitoring
1.1.4: Livelihood coping strategies for food security: Percentage of households not using livelihood based coping strategies	**Overall**	3	≥5				WFP programme monitoring
1.1.68: Shock Exposure Index (SEI)	**Overall**	6	≤5				WFP programme monitoring
1.1.84: Resilience Capacity Score (RCS): 1. Total Low RCS	**Overall**	16	≤16				WFP programme monitoring

1.1.84: Resilience Capacity Score (RCS): 2. Total Medium RCS	**Overall**	65	≤65				WFP programme monitoring
1.1.84: Resilience Capacity Score (RCS): 3. Total High RCS	**Overall**	19	≥19				WFP programme monitoring
Target Group: SSVC Beneficiaries 2025 - **Location**: Afghanistan - **Modality**: Cash, Food - **Subactivity**: Food assistance for asset							
1.1.1: Food consumption score: Percentage of households with Acceptable Food Consumption Score	**Overall**	21	≥20				WFP programme monitoring
1.1.1: Food consumption score: Percentage of households with Borderline Food Consumption Score	**Overall**	45	≤45				WFP programme monitoring
1.1.1: Food consumption score: Percentage of households with Poor Food Consumption Score	**Overall**	34	≤30				WFP programme monitoring
1.1.3: Consumption-based coping strategy index (average)	**Overall**	10	≤10				WFP programme monitoring
1.1.4: Livelihood coping strategies for food security: Percentage of households using emergency coping strategies	**Overall**	13	≤10				WFP programme monitoring
1.1.4: Livelihood coping strategies for food security: Percentage of households using crisis coping strategies	**Overall**	46	≤40				WFP programme monitoring
1.1.4: Livelihood coping strategies for food security: Percentage of households using stress coping strategies	**Overall**	38	≤35				WFP programme monitoring
1.1.4: Livelihood coping strategies for food security: Percentage of households not using livelihood based coping strategies	**Overall**	3	≥5				WFP programme monitoring
1.1.68: Shock Exposure Index (SEI)	**Overall**	6	<5				WFP programme monitoring
1.1.84: Resilience Capacity Score (RCS): 1. Total Low RCS	**Overall**	23	≤23				WFP programme monitoring
1.1.84: Resilience Capacity Score (RCS): 2. Total Medium RCS	**Overall**	59	≤59				WFP programme monitoring
1.1.84: Resilience Capacity Score (RCS): 3. Total High RCS	**Overall**	18	≥18				WFP programme monitoring

Strategic Outcome 03: Vulnerable people at each stage of the life cycle in target areas have improved nutrition by 2027					Resilience Building
Output Results					
Activity 04: Provide a comprehensive, gender-transformative package, including school meals, incentives, and complementary services to school-aged children and their communities					
Corporate output 2.3: School-age children and adolescents have access to school-based health and nutrition packages					
CSP Output 04: 4.1 Vulnerable people throughout the lifecycle – children aged 6–59 months, schoolchildren, adolescent girls, and pregnant and breastfeeding women and girls – receive nutrition services and appropriate specialized nutritious foods in order to prevent and treat malnutrition and contribute to gender equality (Tier 1).					
Output Indicator	Beneficiary Group	Sub Activity	Unit of measure	Planned	Actual
A.1.2 Number of nutritionally vulnerable people receiving food/cash-based transfers/commodity vouchers/capacity strengthening transfers through malnutrition treatment and prevention programmes (complementary with UNICEF, FAO, WHO)	Children	Prevention of stunting	Female Male **Total**	15,680 16,320 **32,000**	7,632 7,806 **15,438**
A.1.2 Number of nutritionally vulnerable people receiving food/cash-based transfers/commodity vouchers/capacity strengthening transfers through malnutrition treatment and prevention programmes (complementary with UNICEF, FAO, WHO)	Pregnant Breastfeeding Women and Girls	Prevention of stunting	Female Total	40,000 40,000	12,049 12,049
A.1.3 Number of girls and boys receiving food/cash-based transfers/commodity vouchers/capacity strengthening transfers through school-based programmes	All	School feeding (take-home rations)	Female Male **Total**	90,000 **90,000**	67,342 44,661 **112,003**
A.1.3 Number of girls and boys receiving food/cash-based transfers/commodity vouchers/capacity strengthening transfers through school-based programmes	Children	School feeding (on-site)	Female Male **Total**	370,000 480,000 **850,000**	367,129 514,568 **881,697**
A.2.2 Quantity of food provided to nutritionally vulnerable people through malnutrition treatment and prevention programmes			MT	2,736	489.11
A.2.3 Quantity of food provided to girls and boys through school-based programmes			MT	15,498	5,626.1
A.3.2 Total value of cash transferred to family members of girls and boys benefiting from school-based programmes			USD	5,120,619	
A.4.2 Total value of vouchers (value voucher or commodity voucher) transferred to family members of girls and boys benefiting from school based programmes			USD	6,321,182	3,729,000
B.1.3 Quantity of fortified food provided for girls and boys benefiting from school-based programming			MT	1,638	1,498.68
B.2.1 Quantity of specialized nutritious foods provided to treat or prevent malnutrition			MT	2,736	489.11
Activity 10: Provide nutrition-sensitive food or cash transfer to nutritionally vulnerable women, children, and their families, people with disabilities, and the elderly through a transitional safety net framework.					
Corporate output 2.1: Food-insecure populations have increased and sustained access to nutritious food, cash-based assistance, new or improved skills and services to meet their food and nutrition needs					

CSP Output 13: 10.1 Nutritionally vulnerable people with limited economic capacity benefit from a safety net assistance to meet their basic food, nutrition, and essential needs (Tier 1, 2).					
Output Indicator	Beneficiary Group	Sub Activity	Unit of measure	Planned	Actual
A.1.1 Number of people receiving assistance unconditionally or conditionally (complementary with UNICEF, FAO, WHO)	All	General Distribution	Female Male **Total**	691,552 716,904 **1,408,456**	235,538 237,284 **472,822**
A.2.1 Quantity of food provided through conditional or unconditional assistance			MT	736	
A.3.1 Total value of cash transferred to people			USD	50,323,368	15,141,014
B.1.1 Quantity of fortified food provided through conditional or unconditional assistance			MT	661	

Other Output					
Activity 04: Provide a comprehensive, gender-transformative package, including school meals, incentives, and complementary services to school-aged children and their communities					
Corporate Output 2.2: Children, pregnant women and girls and new mothers, and other nutritionally vulnerable populations benefit from programmes to prevent and treat malnutrition and improve diets					
CSP Output 05: 4.2 Vulnerable people and their wider communities receive effective SBCC in order to prevent and treat malnutrition and contribute to gender equality (Tier 2).					
Output indicator	Detailed indicator	Sub Activity	Unit of measure	Planned	Actual
E.4: Number of people reached through interpersonal social and behaviour change communication (SBCC) approaches (complementary with UNICEF, FAO, WFP, WHO)	E.4.1: Number of people reached through interpersonal social and behaviour change communication (SBCC) approaches (complementary with UNICEF, FAO, WFP, WHO) (Overall)	Prevention of stunting	Individual	20,000	24,230
E.5: Number of people reached through SBCC approaches using media (complementary with UNICEF, FAO, WFP, WHO)	E.5.1: Number of people reached through SBCC approaches using media (complementary with UNICEF, FAO, WFP, WHO) (Overall)	School feeding (on-site)	Individual	22,000,020	0
Corporate Output 2.3: School-age children and adolescents have access to school-based health and nutrition packages					
CSP Output 04: 4.1 Vulnerable people throughout the lifecycle – children aged 6–59 months, schoolchildren, adolescent girls, and pregnant and breastfeeding women and girls – receive nutrition services and appropriate specialized nutritious foods in order to prevent and treat malnutrition and contribute to gender equality (Tier 1).					
Output indicator	Detailed indicator	Sub Activity	Unit of measure	Planned	Actual
A.6.1: Number of WFP-assisted health centres or sites	A.6.1.1: Total number of WFP-assisted health centres or sites	Prevention of stunting	centre/site	74	74
A.6.2: Number of schools or institutional sites reached through school-based programming	A.6.2.1: Total number of schools assisted by WFP	School feeding (on-site)	school	2,630	2,884
A.6.6: Total Number of Community Based Education (CBE) locations assisted by WFP	A.6.6.1: Total Number of Community Based Education (CBE) locations assisted by WFP	School feeding (on-site)	Number	3,370	3,142

B.3.2: Percentage of fortified staple commodities (out of total staple commodities) distributed to girls and boys benefitting from school-based programming	B.3.2.1: Percentage of fortified staple commodities (out of total staple commodities) distributed to girls and boys benefitting from school-based programming (Wheat flour)	School feeding (on-site)	%		100
N.3.1: Number of children receiving deworming with WFP support	N.3.1.1F: Number of children receiving deworming with WFP support (Female)	School feeding (on-site)	Individual	3,413,300	0
N.3.1: Number of children receiving deworming with WFP support	N.3.1.1M: Number of children receiving deworming with WFP support (Male)	School feeding (on-site)	Individual	5,550,123	0

Activity 10: Provide nutrition-sensitive food or cash transfer to nutritionally vulnerable women, children, and their families, people with disabilities, and the elderly through a transitional safety net framework.

Corporate Output 2.1: Food-insecure populations have increased and sustained access to nutritious food, cash-based assistance, new or improved skills and services to meet their food and nutrition needs

CSP Output 13: 10.1 Nutritionally vulnerable people with limited economic capacity benefit from a safety net assistance to meet their basic food, nutrition, and essential needs (Tier 1, 2).

Output indicator	Detailed indicator	Sub Activity	Unit of measure	Planned	Actual
E.4: Number of people reached through interpersonal social and behaviour change communication (SBCC) approaches (complementary with UNICEF, FAO, WFP, WHO)	E.4.1: Number of people reached through interpersonal social and behaviour change communication (SBCC) approaches (complementary with UNICEF, FAO, WFP, WHO) (Overall)	General Distribution	Individual	125,300	85,465

Outcome Results

Activity 04: Provide a comprehensive, gender-transformative package, including school meals, incentives, and complementary services to school-aged children and their communities

Outcome Indicator	Sex	Baseline	End-CSP Target	2025 Target	2025 Follow-up	2024 Follow-up	Source
Target Group: Primary schools students - **Location**: Afghanistan - **Modality**: Food - **Subactivity**: School feeding (on-site)							
2.2.21: Annual change in enrolment	Female	29	>8	>8	7	13.04	Secondary data
	Male	23	>15	>15	3	9.21	Secondary data
	Overall	25	>12	>12	4	10.83	Secondary data
2.2.22: Attendance rate	Female	83	>85	>85	87	80.64	WFP programme monitoring
	Male	86	>85	>85	96	92	WFP programme monitoring
	Overall	84	>85	>85	92	87.17	WFP programme monitoring

2.2.23: Graduation rate	Female	0	>90	>90	100	91.73	Secondary data
	Male	0	>90	>90	97	91.26	Secondary data
	Overall	0	>90	>90	98	91.44	Secondary data
2.2.47: Retention rate, by grade: Retention rate	Female	85	>85	>85	95	98	WFP programme monitoring
	Male	85	>85	>85	93	97	WFP programme monitoring
	Overall	85	>85	>85	94	98	WFP programme monitoring

Activity 10: Provide nutrition-sensitive food or cash transfer to nutritionally vulnerable women, children, and their families, people with disabilities, and the elderly through a transitional safety net framework.

Outcome Indicator	Sex	Baseline	End-CSP Target	2025 Target	2025 Follow-up	2024 Follow-up	Source
Target Group: Social Protection Beneficiaries - **Location**: Afghanistan - **Modality**: Cash - **Subactivity**: General Distribution							
2.2.10: Proportion of children 6-23 months of age who receive a minimum acceptable diet: Minimum Diet Diversity 6-23 months (MDD)	**Overall**	15.7	≥17	≥17.27	24		WFP programme monitoring
2.2.10: Proportion of children 6-23 months of age who receive a minimum acceptable diet: Minimum Meal Frequency 6-23 months (MMF)	**Overall**	33.7	≥37	≥37.07	8		WFP programme monitoring
2.2.10: Proportion of children 6-23 months of age who receive a minimum acceptable diet: Minimum Milk Feeding Frequency for Non-Breastfed children 6-23 months (MMFF)	**Overall**	8.3	≥9	≥9.13	0		WFP programme monitoring
2.2.10: Proportion of children 6-23 months of age who receive a minimum acceptable diet: Proportion of children 6-23 months of age who receive a minimum acceptable diet	**Overall**	7	≥8	≥7.7	2		WFP programme monitoring
2.2.11: Minimum diet diversity for women and girls of reproductive age	**Overall**	34	≥37.4	≥37.4	48		WFP programme monitoring
2.2.1: Food consumption score: Percentage of households with Acceptable Food Consumption Score	**Overall**	23	≥25	≥25	43		WFP programme monitoring
2.2.1: Food consumption score: Percentage of households with Borderline Food Consumption Score	**Overall**	22.5	≤25	≤25	51		WFP programme monitoring
2.2.1: Food consumption score: Percentage of households with Poor Food Consumption Score	**Overall**	54.4	≤50	≤50	5.9		WFP programme monitoring
2.2.3: Consumption-based coping strategy index (average)	**Overall**	10.16	≤10	≤10	6.6		WFP programme monitoring
2.2.5: Livelihood coping strategies for essential needs: Percentage of households using emergency coping strategies	**Overall**	3.2	<3	≤3	7.9		WFP programme monitoring

2.2.5: Livelihood coping strategies for essential needs: Percentage of households using crisis coping strategies	**Overall**	35.7	<32	≤32	43		WFP programme monitoring
2.2.5: Livelihood coping strategies for essential needs: Percentage of households using stress coping strategies	**Overall**	48.6	>45	≥45	39		WFP programme monitoring
2.2.5: Livelihood coping strategies for essential needs: Percentage of households not using livelihood based coping strategies	**Overall**	12.5	>20	≥20	9.7		WFP programme monitoring

Strategic Outcome 04: People throughout the country have a wide range of fortified, nutritious food products available to them at affordable prices by 2027	Resilience Building

Output Results

Activity 05: Provide nutrition-sensitive support to government, commercial partners, and smallholder farmers to develop, strengthen and expand nutritional value chains

Corporate output 3.1: People and communities have access to productive assets to better cope with shocks and stressors

CSP Output 06: 5.1 Vulnerable people benefit from the availability of locally produced fortified nutritious food products in order to address their food and nutrition needs (Tier 3).

Output Indicator	Beneficiary Group	Sub Activity	Unit of measure	Planned	Actual
F.1 Number of smallholder farmers supported with training, inputs, equipment and infrastructure	All	Smallholder agricultural market support Activities	Female Male **Total**	1,400 5,600 **7,000**	601 4,026 **4,627**

Other Output

Activity 05: Provide nutrition-sensitive support to government, commercial partners, and smallholder farmers to develop, strengthen and expand nutritional value chains

Corporate Output 3.1: People and communities have access to productive assets to better cope with shocks and stressors

CSP Output 06: 5.1 Vulnerable people benefit from the availability of locally produced fortified nutritious food products in order to address their food and nutrition needs (Tier 3).

Output indicator	Detailed indicator	Sub Activity	Unit of measure	Planned	Actual
A.10.3: Total value (USD) of individual capacity strengthening transfers related to the provision of agricultural and post-harvest inputs, equipment and infrastructure.	A.10.3.g.1: USD value of agricultural inputs provided	Smallholder agricultural market support Activities	US$	577,621	577,620.99
A.10.3: Total value (USD) of individual capacity strengthening transfers related to the provision of agricultural and post-harvest inputs, equipment and infrastructure.	A.10.3.g.2: USD value of agricultural production equipment provided	Smallholder agricultural market support Activities	US$	90,907	90,907.17
A.10.3: Total value (USD) of individual capacity strengthening transfers related to the provision of agricultural and post-harvest inputs, equipment and infrastructure.	A.10.3.g.4: USD value of post-harvest management equipment provided	Smallholder agricultural market support Activities	US$	36,787	36,787
F.22: Percentage of smallholder farmers supported by type of trainings, inputs, equipment and infrastructure	F.22.g.1: Percentage of smallholder farmers supported with trainings	Smallholder agricultural market support Activities	%	100	100
F.22: Percentage of smallholder farmers supported by type of trainings, inputs, equipment and infrastructure	F.22.g.2: Percentage of smallholder farmers supported with agricultural inputs and equipment	Smallholder agricultural market support Activities	%	100	100
F.22: Percentage of smallholder farmers supported by type of trainings, inputs, equipment and infrastructure	F.22.g.3: Percentage of smallholder farmers supported with post-harvest management equipment and infrastructure	Smallholder agricultural market support Activities	%	100	100
F.23: Percentage of smallholder farmer aggregation systems supported by type of trainings, inputs, equipment and infrastructure	F.23.g.1: Percentage of smallholder farmer aggregation systems supported with trainings	Smallholder agricultural market support Activities	%	100	100

F.23: Percentage of smallholder farmer aggregation systems supported by type of trainings, inputs, equipment and infrastructure	F.23.g.2: Percentage of smallholder farmer aggregation systems supported with agricultural inputs and equipment	Smallholder agricultural market support Activities	%	100	100
F.23: Percentage of smallholder farmer aggregation systems supported by type of trainings, inputs, equipment and infrastructure	F.23.g.3: Percentage of smallholder farmer aggregation systems supported with post-harvest management equipment and infrastructure	Smallholder agricultural market support Activities	%	100	100
F.24: Maximum total capacity of agricultural and post-harvest management equipment and infrastructure provided.	F.24.g.3: Maximum total capacity (MT) of storage and transportation equipment and infrastructure provideded	Smallholder agricultural market support Activities	MT	222	37
F.4: Number of agricultural and post-harvest inputs, equipment and infrastructures provided	F.4.g.1: Number of agricultural production equipment provided	Smallholder agricultural market support Activities	Number	996	996
F.4: Number of agricultural and post-harvest inputs, equipment and infrastructures provided	F.4.g.2: Number of post-harvest management equipment provided	Smallholder agricultural market support Activities	Number	4,754	4,754
F.4: Number of agricultural and post-harvest inputs, equipment and infrastructures provided	F.4.g.4: Quantity of agricultural inputs provided	Smallholder agricultural market support Activities	Kilograms	554,777	554,777
F.6: Number of contracts/commercial agreements facilitated	F.6.1: Number of contracts facilitated (formal)	Smallholder agricultural market support Activities	Number	1	1
F.7: Number of other value chain actors supported	F.7.3: Number of input suppliers supported/engaged	Smallholder agricultural market support Activities	Number	56	56

Outcome Results							
Activity 05: Provide nutrition-sensitive support to government, commercial partners, and smallholder farmers to develop, strengthen and expand nutritional value chains							
Outcome Indicator	Sex	Baseline	End-CSP Target	2025 Target	2025 Follow-up	2024 Follow-up	Source
Target Group: SAMS Beneficiaries 2025 - **Location**: Afghanistan - **Modality**: Capacity Strengthening - **Subactivity**: Smallholder agricultural market support Activities							
4.3.1: Food consumption score: Percentage of households with Acceptable Food Consumption Score	**Overall**	20	≥20				WFP programme monitoring
4.3.1: Food consumption score: Percentage of households with Borderline Food Consumption Score	**Overall**	50	≤50				WFP programme monitoring
4.3.1: Food consumption score: Percentage of households with Poor Food Consumption Score	**Overall**	30	≤30				WFP programme monitoring
4.3.3: Consumption-based coping strategy index (average)	**Overall**	9.5	≤9.5				WFP programme monitoring

4.3.4: Livelihood coping strategies for food security: Percentage of households using emergency coping strategies	**Overall**	10	≤10				WFP programme monitoring
4.3.4: Livelihood coping strategies for food security: Percentage of households using crisis coping strategies	**Overall**	67	≤65				WFP programme monitoring
4.3.4: Livelihood coping strategies for food security: Percentage of households using stress coping strategies	**Overall**	22	≤20				WFP programme monitoring
4.3.4: Livelihood coping strategies for food security: Percentage of households not using livelihood based coping strategies	**Overall**	1	≥5				WFP programme monitoring
4.3.68: Shock Exposure Index (SEI)	**Overall**	8	<8				WFP programme monitoring
4.3.84: Resilience Capacity Score (RCS): 1. Total Low RCS	**Overall**	17	≤15				WFP programme monitoring
4.3.84: Resilience Capacity Score (RCS): 2. Total Medium RCS	**Overall**	72	≥75				WFP programme monitoring
4.3.84: Resilience Capacity Score (RCS): 3. Total High RCS	**Overall**	11	≥15				WFP programme monitoring

Strategic Outcome 06: The humanitarian community has enhanced capacity to respond to needs throughout the country through 2027					Crisis Response
Other Output					
Activity 07: Provide common beneficiary identity management services, pass-through Cash Transfer Services, supply chain, ICT, facilities and information management and provision services to partners to promote effective field operations					
Corporate Output 5.2: Partners utilize on-demand services to augment their capacity and ensure more efficient, effective and coordinated interventions					
CSP Output 10: 7.1 Vulnerable people receive timely and effective assistance as a result of common beneficiary identity management services, pass-through Cash Transfer Services, supply chain, information and communications technology (ICT), facilities and the information management services provided by WFP to its partners (Tier 3).					
Output indicator	Detailed indicator	Sub Activity	Unit of measure	Planned	Actual
H.1: Number of shared services, data and analytics platforms provided by type	H.1.1: Number of technology solutions and services provided to the government and partners by WFP	Technology Services (TEC)	Number	6	6
H.1: Number of shared services, data and analytics platforms provided by type	H.1.3: Number of data and analytics solutions and services provided to the government and partners by WFP	Data and Analytics Services	Number	2	2
H.15: Total tonnage of food procured	H.15.1: total tonnage of food procured	SC/NFI Procurement Services	metric ton	326,900	141,616
H.19: Number of trucks deployed under Global Fleet service provision scheme in response to humanitarian needs	H.19.1: Number of global fleet trucks deployed to WFP operations	SC/Logistics Services	Number	115	115
H.2: Number and type of clusters established that provide coordination, platforms for information exchange and support services to enable humanitarian/peace/development actions	H.2.1: Logistics Clusters (LC) established	SC/Logistics Services	Yes/No	Yes	Yes
H.20: Number of partners using Admin Platform to deliver services to beneficiaries	H.20.1: Total number of partners using the using the UN Booking Hub	Administration Services	Number	0	8
H.21: USD Value of Efficiency Gains generated using the UN Booking Hub for external partners	H.21.g.1: Time Efficiencies in FTEs	Administration Services	Number	0	7.39
H.21: USD Value of Efficiency Gains generated using the UN Booking Hub for external partners	H.21.g.2: Time Efficiencies in USD value	Administration Services	Number	0	458,941
H.4: Total volume of cargo transported	H.4.1: Quantity (mt) of cargo transported	SC/Logistics Services	MT	640,233	445,087
Activity 08: Provide humanitarian air services to partners until appropriate alternatives become available					
Corporate Output 5.1: Governments and humanitarian actors utilize mandated services in crisis-settings to set-up, manage and deliver response and services					
CSP Output 11: 8.1 Vulnerable people receive timely and effective assistance as a result of the air services provided by WFP to its partners (Tier 3).					
Output indicator	Detailed indicator	Sub Activity	Unit of measure	Planned	Actual
H.17: Number of destinations/service locations served	H.17.4: Number of locations where UNHAS operations were established	Common Air Transport Services	Number	18	22

H.23: Number of active UNHAS user organizations	H.23.1: Total number of active UNHAS users' organizations	Common Air Transport Services	Number	120	99
H.25: Percentage of Response to Medvac	H.25.1: Percentage of Response to Medvac	Common Air Transport Services	%	100	100
H.26: Percentage of Response to Secvac	H.26.1: Percentage of Response to Secvac	Common Air Transport Services	%	100	100
H.27: Percentage of booking fulfilled	H.27.1: Percentage of booking fulfilled	Common Air Transport Services	%	95	94
H.4: Total volume of cargo transported	H.4.1: Quantity (mt) of cargo transported	Common Air Transport Services	MT	42	38
H.7: Total number of passengers transported	H.7.1: Number of passengers transported	Common Air Transport Services	Individual	18,000	14,778

Outcome Results							
Activity 08: Provide humanitarian air services to partners until appropriate alternatives become available							
Outcome Indicator	Sex	Baseline	End-CSP Target	2025 Target	2025 Follow-up	2024 Follow-up	Source
Target Group: Humanitarian Community - **Location**: Afghanistan - **Modality**: Value voucher transfer for services - **Subactivity**: Common Air Transport Services							
8.5.46: Percentage of users satisfied with services provided	**Overall**	93	≥90	≥90	97	93	WFP survey

Cross-cutting Indicators

Gender equality and women's empowerment indicators

Gender equality and women's empowerment indicators							
Cross-cutting indicators at Activity level							
Activity 01: Provide unconditional, nutrition-sensitive food assistance to vulnerable people							
CrossCutting Indicator	Sex	Baseline	End-CSP Target	2025 Target	2025 Follow-up	2024 Follow-up	Source
Target Group: General Food Assistance (GFA) - **Location**: Afghanistan - **Modality**: Cash, Commodity Voucher, Food, Value Voucher - **Subactivity**: General Distribution							
CC.3.4: Proportion of women and men in decision-making entities who report meaningful participation	**Overall**	Not collected	Not applicable	Not applicable	Not collected	Not collected	-
CC.3.5: Proportion of women and men reporting economic empowerment	Female	38	≥50	≥50	39		WFP programme monitoring
	Male	35	≥50	≥50	31		WFP programme monitoring
	Overall	35	≥50	≥50	32	Not applicable	WFP programme monitoring
Activity 02: Provide conditional, nutrition-sensitive, and gender-transformative livelihood support to vulnerable people							
CrossCutting Indicator	Sex	Baseline	End-CSP Target	2025 Target	2025 Follow-up	2024 Follow-up	Source
Target Group: SSVC Beneficiaries 2025 - **Location**: Afghanistan - **Modality**: Cash, Food - **Subactivity**: Food assistance for asset							
CC.3.5: Proportion of women and men reporting economic empowerment	Female	13	≥9	≥50			WFP programme monitoring
	Male	12	≥9	≥50			WFP programme monitoring
	Overall	13	≥9	≥50	Not collected		WFP programme monitoring
Activity 10: Provide nutrition-sensitive food or cash transfer to nutritionally vulnerable women, children, and their families, people with disabilities, and the elderly through a transitional safety net framework.							
CrossCutting Indicator	Sex	Baseline	End-CSP Target	2025 Target	2025 Follow-up	2024 Follow-up	Source
Target Group: Social Protection Beneficiaries - **Location**: Afghanistan - **Modality**: Cash - **Subactivity**: General Distribution							
CC.3.5: Proportion of women and men reporting economic empowerment	Female	47.7	≥50	≥50	35		WFP programme monitoring
	Male	0	≥0	≥0	0		WFP programme monitoring
	Overall	47.7	≥50	≥50	35	Not applicable	WFP programme monitoring

Protection indicators

Protection indicators							
Cross-cutting indicators at CSP level							
CrossCutting Indicator	Sex	Baseline	End-CSP Target	2025 Target	2025 Follow-up	2024 Follow-up	Source
CC.1.4: Number of women, men, boys and girls with disabilities accessing food/cash-based transfers/commodity vouchers/capacity strengthening services	Female	Not applicable	Not applicable	Not applicable	1,638,759	1,612,561	WFP programme monitoring
	Male	Not applicable	Not applicable	Not applicable	1,709,065	1,681,740	WFP programme monitoring
	Overall	Not applicable	Not applicable	Not applicable	3,347,824	3,294,301	WFP programme monitoring
CC.1.5: Country office meets or exceeds UNDIS entity accountability framework standards concerning accessibility (QCPR)	**Overall**	Missing	Meeting	Meeting	Meeting	Meeting	WFP programme monitoring
CC.1.6: Country Office Score on Meeting Standards for the Identification and Documentation of Conflict Analysis and Conflict Sensitivity Risks, and Implementation of Mitigation Measures	**Overall**	Does not meet standard	Meets standard	Meets standard	Meets standard	Meets standard	WFP programme monitoring

Protection indicators							
Cross-cutting indicators at Activity level							
Activity 01: Provide unconditional, nutrition-sensitive food assistance to vulnerable people							
CrossCutting Indicator	Sex	Baseline	End-CSP Target	2025 Target	2025 Follow-up	2024 Follow-up	Source
Target Group: Anticipatory Action 2025 - **Location**: Afghanistan - **Modality**: Cash - **Subactivity**: Forecast-based Anticipatory Actions							
CC.1.1: Percentage of beneficiaries reporting no safety concerns experienced as a result of their engagement in WFP programmes	Female			≥95	100		WFP programme monitoring
	Male			≥95	100		WFP programme monitoring
	Overall	Not collected	Not applicable	≥95	100		WFP programme monitoring
CC.1.2: Percentage of beneficiaries who report they experienced no barriers to accessing food and nutrition assistance	Female	Not collected	Not applicable	≥95	58.87		WFP programme monitoring
	Male	Not collected	Not applicable	≥95	65.94		WFP programme monitoring
	Overall	Not collected	Not applicable	≥95	64.86		WFP programme monitoring

CC.1.3: Percentage of beneficiaries who report being treated with respect as a result of their engagement in programmes	Female	Not collected	Not applicable	≥90	100		WFP programme monitoring
	Male	Not collected	Not applicable	≥90	100		WFP programme monitoring
	Overall	Not collected	Not applicable	≥90	100		WFP programme monitoring
Target Group: GFA 2025 Q2 (Hotspot R1) - **Location**: Afghanistan - **Modality**: Cash, Commodity Voucher, Food - **Subactivity**: General Distribution							
CC.1.1: Percentage of beneficiaries reporting no safety concerns experienced as a result of their engagement in WFP programmes	Female			≥95	97.92		WFP programme monitoring
	Male			≥95	95.86		WFP programme monitoring
	Overall	Not collected	Not applicable	≥95	96.07		WFP programme monitoring
CC.1.2: Percentage of beneficiaries who report they experienced no barriers to accessing food and nutrition assistance	Female	Not collected	Not applicable	≥95	87.5		WFP programme monitoring
	Male	Not collected	Not applicable	≥95	86.26		WFP programme monitoring
	Overall	Not collected	Not applicable	≥95	86.38		WFP programme monitoring
CC.1.3: Percentage of beneficiaries who report being treated with respect as a result of their engagement in programmes	Female	Not collected	Not applicable	≥90	97.92		WFP programme monitoring
	Male	Not collected	Not applicable	≥90	95.86		WFP programme monitoring
	Overall	Not collected	Not applicable	≥90	96.07		WFP programme monitoring
Target Group: GFA 2025 Q3 (Hotspot R2) - **Location**: Afghanistan - **Modality**: Cash, Commodity Voucher, Food - **Subactivity**: General Distribution							
CC.1.1: Percentage of beneficiaries reporting no safety concerns experienced as a result of their engagement in WFP programmes	Female			≥95	100		WFP programme monitoring
	Male			≥95	99.97		WFP programme monitoring
	Overall	Not collected	Not applicable	≥95	99.98		WFP programme monitoring

CC.1.2: Percentage of beneficiaries who report they experienced no barriers to accessing food and nutrition assistance	Female	Not collected	Not applicable	≥95	96.93		WFP programme monitoring
	Male	Not collected	Not applicable	≥95	97.99		WFP programme monitoring
	Overall	Not collected	Not applicable	≥95	97.89		WFP programme monitoring
CC.1.3: Percentage of beneficiaries who report being treated with respect as a result of their engagement in programmes	Female	Not collected	Not applicable	≥90	100		WFP programme monitoring
	Male	Not collected	Not applicable	≥90	99.87		WFP programme monitoring
	Overall	Not collected	Not applicable	≥90	99.88		WFP programme monitoring
Target Group: General Food Assistance (GFA) - **Location**: Afghanistan - **Modality**: Cash, Commodity Voucher, Food, Value Voucher - **Subactivity**: General Distribution							
CC.1.1: Percentage of beneficiaries reporting no safety concerns experienced as a result of their engagement in WFP programmes	Female	100		≥95	100		WFP programme monitoring
	Male	99.98		≥95	99.98		WFP programme monitoring
	Overall	99.98	Not applicable	≥95	99.98	Not applicable	WFP programme monitoring
CC.1.2: Percentage of beneficiaries who report they experienced no barriers to accessing food and nutrition assistance	Female	86	Not applicable	≥95	99.55		WFP programme monitoring
	Male	87	Not applicable	≥95	99.22		WFP programme monitoring
	Overall	87	Not applicable	≥95	99.25	Not applicable	WFP programme monitoring
CC.1.3: Percentage of beneficiaries who report being treated with respect as a result of their engagement in programmes	Female	94	Not applicable	≥90	100		WFP programme monitoring
	Male	95	Not applicable	≥90	99.98		WFP programme monitoring
	Overall	95	Not applicable	≥90	99.98	Not applicable	WFP programme monitoring
Activity 02: Provide conditional, nutrition-sensitive, and gender-transformative livelihood support to vulnerable people							
CrossCutting Indicator	Sex	Baseline	End-CSP Target	2025 Target	2025 Follow-up	2024 Follow-up	Source
Target Group: FFA Beneficiaries - **Location**: Afghanistan - **Modality**: Cash, Food - **Subactivity**: Food assistance for asset							

CC.1.1: Percentage of beneficiaries reporting no safety concerns experienced as a result of their engagement in WFP programmes	Female	100	=100	≥95	75	100	WFP programme monitoring
	Male	100	=100	≥95	80.5	100	WFP programme monitoring
	Overall	100	=100	≥95	80.48	100	WFP programme monitoring
CC.1.2: Percentage of beneficiaries who report they experienced no barriers to accessing food and nutrition assistance	Female	100	=100	≥95	25	100	WFP programme monitoring
	Male	100	=100	≥95	71.68	99.19	WFP programme monitoring
	Overall	100	=100	≥95	71.5	99.3	WFP programme monitoring
CC.1.3: Percentage of beneficiaries who report being treated with respect as a result of their engagement in programmes	Female	31	≥90	≥90	75	100	WFP programme monitoring
	Male	45	≥90	≥90	80.31	99.46	WFP programme monitoring
	Overall	43	≥90	≥90	80.29	99.53	WFP programme monitoring
Target Group: FFT Beneficiaries - **Location**: Afghanistan - **Modality**: Cash - **Subactivity**: Food assistance for training							
CC.1.1: Percentage of beneficiaries reporting no safety concerns experienced as a result of their engagement in WFP programmes	Female	75	=100	≥95	68.94	99.75	WFP programme monitoring
	Male	69	=100	≥95	62.12	98.31	WFP programme monitoring
	Overall	73	=100	≥95	66.86	99.08	WFP programme monitoring
CC.1.2: Percentage of beneficiaries who report they experienced no barriers to accessing food and nutrition assistance	Female	73	=100	≥95	65.12	99.01	WFP programme monitoring
	Male	67	=100	≥95	56.44	98.03	WFP programme monitoring
	Overall	72	=100	≥95	62.47	98.55	WFP programme monitoring
CC.1.3: Percentage of beneficiaries who report being treated with respect as a result of their engagement in programmes	Female	63	≥90	≥90	68.94	100	WFP programme monitoring
	Male	67	≥90	≥90	61.36	99.72	WFP programme monitoring
	Overall	64	≥90	≥90	66.63	99.87	WFP programme monitoring

Target Group: SSVC Beneficiaries 2025 - **Location**: Afghanistan - **Modality**: Cash, Food - **Subactivity**: Food assistance for asset							
CC.1.1: Percentage of beneficiaries reporting no safety concerns experienced as a result of their engagement in WFP programmes	Female	78		≥95			WFP programme monitoring
	Male	71		≥95			WFP programme monitoring
	Overall	77	Not applicable	≥95	Not collected		WFP programme monitoring
CC.1.2: Percentage of beneficiaries who report they experienced no barriers to accessing food and nutrition assistance	Female	70	Not applicable	≥95			WFP programme monitoring
	Male	66	Not applicable	≥95			WFP programme monitoring
	Overall	69	Not applicable	≥95	Not collected		WFP programme monitoring
CC.1.3: Percentage of beneficiaries who report being treated with respect as a result of their engagement in programmes	Female	77.76	≥90	≥90			WFP programme monitoring
	Male	70.32	≥90	≥90			WFP programme monitoring
	Overall	76.45	≥90	≥90	Not collected		WFP programme monitoring
Target Group: Social Cohesion Integration Score - **Location**: Afghanistan - **Modality**: Cash, Food - **Subactivity**: Food assistance for asset							
CC.1.7: Country office Social Cohesion Integration Score	**Overall**	Moderate		Not applicable	Moderate		WFP programme monitoring
Activity 10: Provide nutrition-sensitive food or cash transfer to nutritionally vulnerable women, children, and their families, people with disabilities, and the elderly through a transitional safety net framework.							
CrossCutting Indicator	Sex	Baseline	End-CSP Target	2025 Target	2025 Follow-up	2024 Follow-up	Source
Target Group: Social Protection Beneficiaries - **Location**: Afghanistan - **Modality**: Cash - **Subactivity**: General Distribution							
CC.1.1: Percentage of beneficiaries reporting no safety concerns experienced as a result of their engagement in WFP programmes	Female	100	≥95	≥95	100		WFP programme monitoring
	Overall	100	≥95	≥95	100	Not applicable	WFP programme monitoring
CC.1.2: Percentage of beneficiaries who report they experienced no barriers to accessing food and nutrition assistance	Female	100	≥95	≥95	88.21		WFP programme monitoring
	Overall	100	≥95	≥95	88.21	Not applicable	WFP programme monitoring
CC.1.3: Percentage of beneficiaries who report being treated with respect as a result of their engagement in programmes	Female	100	≥90	≥90	100		WFP programme monitoring
	Overall	100	≥90	≥90	100	Not applicable	WFP programme monitoring

Accountability to affected people indicators

Accountability indicators							
Cross-cutting indicators at CSP level							
CrossCutting Indicator	Sex	Baseline	End-CSP Target	2025 Target	2025 Follow-up	2024 Follow-up	Source
CC.2.2: Country office meets or exceeds United Nations Disability Inclusion Strategy (UNDIS) standards on consulting organizations of persons with disabilities (QCPR)	**Overall**	Missing	Meeting	Meeting	Meeting	Approaching	WFP programme monitoring
CC.2.3: Country office has a functioning community feedback mechanism	**Overall**	Yes	Yes	Yes	Yes	Yes	WFP programme monitoring
CC.2.4: Country office has an action plan on community engagement	**Overall**	No	Yes	Yes	Yes	Yes	WFP programme monitoring

Accountability indicators							
Cross-cutting indicators at Activity level							
Activity 01: Provide unconditional, nutrition-sensitive food assistance to vulnerable people							
CrossCutting Indicator	Sex	Baseline	End-CSP Target	2025 Target	2025 Follow-up	2024 Follow-up	Source
Target Group: Anticipatory Action 2025 - **Location**: Afghanistan - **Modality**: Cash - **Subactivity**: Forecast-based Anticipatory Actions							
CC.2.1: Percentage of beneficiaries reporting they were provided with accessible information about WFP programmes, including PSEA	Female			≥80	65.25		WFP programme monitoring
	Male			≥80	71.83		WFP programme monitoring
	Overall	Not collected	Not applicable	≥80	70.82		WFP programme monitoring
Target Group: GFA 2025 Q2 (Hotspot R1) - **Location**: Afghanistan - **Modality**: Cash, Commodity Voucher, Food - **Subactivity**: General Distribution							
CC.2.1: Percentage of beneficiaries reporting they were provided with accessible information about WFP programmes, including PSEA	Female			≥80	80.36		WFP programme monitoring
	Male			≥80	85.48		WFP programme monitoring
	Overall	Not collected	Not applicable	≥80	84.96		WFP programme monitoring
Target Group: GFA 2025 Q3 (Hotspot R2) - **Location**: Afghanistan - **Modality**: Cash, Commodity Voucher, Food - **Subactivity**: General Distribution							
CC.2.1: Percentage of beneficiaries reporting they were provided with accessible information about WFP programmes, including PSEA	Female			≥80	41.13		WFP programme monitoring
	Male			≥80	54.17		WFP programme monitoring
	Overall	Not collected	Not applicable	≥80	52.86		WFP programme monitoring

Target Group: General Food Assistance (GFA) - **Location**: Afghanistan - **Modality**: Cash, Commodity Voucher, Food, Value Voucher - **Subactivity**: General Distribution							
CC.2.1: Percentage of beneficiaries reporting they were provided with accessible information about WFP programmes, including PSEA	Female	86		≥80	90.68		WFP programme monitoring
	Male	87		≥80	93.48		WFP programme monitoring
	Overall	87	Not applicable	≥80	93.23	Not applicable	WFP programme monitoring
Activity 02: Provide conditional, nutrition-sensitive, and gender-transformative livelihood support to vulnerable people							
CrossCutting Indicator	Sex	Baseline	End-CSP Target	2025 Target	2025 Follow-up	2024 Follow-up	Source
Target Group: FFA Beneficiaries - **Location**: Afghanistan - **Modality**: Cash, Food - **Subactivity**: Food assistance for asset							
CC.2.1: Percentage of beneficiaries reporting they were provided with accessible information about WFP programmes, including PSEA	Female	16	≥80	≥80	75	78.76	WFP programme monitoring
	Male	50	≥80	≥80	68.57	80.59	WFP programme monitoring
	Overall	44	≥80	≥80	68.6	80.35	WFP programme monitoring
Target Group: FFT Beneficiaries - **Location**: Afghanistan - **Modality**: Cash - **Subactivity**: Food assistance for training							
CC.2.1: Percentage of beneficiaries reporting they were provided with accessible information about WFP programmes, including PSEA	Female	42	≥80	≥80	53.32	97.28	WFP programme monitoring
	Male	53	≥80	≥80	54.55	91.55	WFP programme monitoring
	Overall	45	≥80	≥80	53.7	94.61	WFP programme monitoring
Target Group: SSVC Beneficiaries 2025 - **Location**: Afghanistan - **Modality**: Cash, Food - **Subactivity**: Food assistance for asset							
CC.2.1: Percentage of beneficiaries reporting they were provided with accessible information about WFP programmes, including PSEA	Female	62.98	≥80	≥80			WFP programme monitoring
	Male	63.23	≥80	≥80			WFP programme monitoring
	Overall	63.03	≥80	≥80	Not collected		WFP programme monitoring
Activity 10: Provide nutrition-sensitive food or cash transfer to nutritionally vulnerable women, children, and their families, people with disabilities, and the elderly through a transitional safety net framework.							
CrossCutting Indicator	Sex	Baseline	End-CSP Target	2025 Target	2025 Follow-up	2024 Follow-up	Source
Target Group: Social Protection Beneficiaries - **Location**: Afghanistan - **Modality**: Cash - **Subactivity**: General Distribution							

CC.2.1: Percentage of beneficiaries reporting they were provided with accessible information about WFP programmes, including PSEA	Female		≥80	≥80	100		WFP programme monitoring
	Overall	Not collected	≥80	≥80	100		WFP programme monitoring

Environmental sustainability indicators

Environmental sustainability indicators							
Cross-cutting indicators at Activity level							
Activity 01: Provide unconditional, nutrition-sensitive food assistance to vulnerable people							
CrossCutting Indicator	Sex	Baseline	End-CSP Target	2025 Target	2025 Follow-up	2024 Follow-up	Source
Target Group: All - **Location**: Afghanistan - **Modality**: Cash, Commodity Voucher, Food, Value Voucher - **Subactivity**: General Distribution							
CC.4.1: Proportion of field-level agreements (FLAs)/memorandums of understanding (MOUs)/construction contracts (CCs) for CSP activities screened for environmental and social risks	**Overall**	0	=100	=100	0	0	Secondary data
Activity 02: Provide conditional, nutrition-sensitive, and gender-transformative livelihood support to vulnerable people							
CrossCutting Indicator	Sex	Baseline	End-CSP Target	2025 Target	2025 Follow-up	2024 Follow-up	Source
Target Group: All - **Location**: Afghanistan - **Modality**: Cash, Food, Value Voucher - **Subactivity**: Food assistance for asset							
CC.4.1: Proportion of field-level agreements (FLAs)/memorandums of understanding (MOUs)/construction contracts (CCs) for CSP activities screened for environmental and social risks	**Overall**	0	=100	=100	0	100	Secondary data
Target Group: All - **Location**: Afghanistan - **Modality**: Cash, Value Voucher - **Subactivity**: Food assistance for training							
CC.4.1: Proportion of field-level agreements (FLAs)/memorandums of understanding (MOUs)/construction contracts (CCs) for CSP activities screened for environmental and social risks	**Overall**	0	=100	=100	0	88.89	Secondary data
Activity 04: Provide a comprehensive, gender-transformative package, including school meals, incentives, and complementary services to school-aged children and their communities							
CrossCutting Indicator	Sex	Baseline	End-CSP Target	2025 Target	2025 Follow-up	2024 Follow-up	Source
Target Group: Ch<5 & PLW - **Location**: Afghanistan - **Modality**: Food - **Subactivity**: Treatment of moderate acute malnutrition							
CC.4.1: Proportion of field-level agreements (FLAs)/memorandums of understanding (MOUs)/construction contracts (CCs) for CSP activities screened for environmental and social risks	**Overall**	0	=100	=100	0	78.95	Secondary data
Target Group: Students - **Location**: Afghanistan - **Modality**: Commodity Voucher, Food - **Subactivity**: School feeding (on-site)							
CC.4.1: Proportion of field-level agreements (FLAs)/memorandums of understanding (MOUs)/construction contracts (CCs) for CSP activities screened for environmental and social risks	**Overall**	0	=100	=100	19.35	96.3	Secondary data
Activity 05: Provide nutrition-sensitive support to government, commercial partners, and smallholder farmers to develop, strengthen and expand nutritional value chains							
CrossCutting Indicator	Sex	Baseline	End-CSP Target	2025 Target	2025 Follow-up	2024 Follow-up	Source
Target Group: All - **Location**: Afghanistan - **Modality**: Capacity Strengthening - **Subactivity**: Smallholder agricultural market support Activities							

CC.4.1: Proportion of field-level agreements (FLAs)/memorandums of understanding (MOUs)/construction contracts (CCs) for CSP activities screened for environmental and social risks	**Overall**	0	=100	=100	0		Secondary data
Activity 10: Provide nutrition-sensitive food or cash transfer to nutritionally vulnerable women, children, and their families, people with disabilities, and the elderly through a transitional safety net framework.							
CrossCutting Indicator	Sex	Baseline	End-CSP Target	2025 Target	2025 Follow-up	2024 Follow-up	Source
Target Group: All - **Location**: Afghanistan - **Modality**: Cash - **Subactivity**: General Distribution							
CC.4.1: Proportion of field-level agreements (FLAs)/memorandums of understanding (MOUs)/construction contracts (CCs) for CSP activities screened for environmental and social risks	**Overall**	0	=100	=100	100	100	Secondary data

Nutrition integration indicators

Nutrition integration indicators							
Cross-cutting indicators at CSP level							
CrossCutting Indicator	Sex	Baseline	End-CSP Target	2025 Target	2025 Follow-up	2024 Follow-up	Source
CC.5.1: Percentage of people supported by WFP operations and services who are able to meet their nutritional needs through an effective combination of fortified food, specialized nutritious products and actions to support diet diversification	Female	Not applicable	=100	=75	69.58	73.41	WFP programme monitoring
	Male	Not applicable	=100	=75	64.88	70.64	WFP programme monitoring
	Overall	Not applicable	=100	=75	67.37	72.07	WFP programme monitoring
CC.5.3: Nutrition-sensitive score	**Overall**	8	≤9	≤9	8	Not applicable	Secondary data

Nutrition integration indicators							
Cross-cutting indicators at Activity level							
Activity 01: Provide unconditional, nutrition-sensitive food assistance to vulnerable people							
CrossCutting Indicator	Sex	Baseline	End-CSP Target	2025 Target	2025 Follow-up	2024 Follow-up	Source
Target Group: Unconditional Seasonal Support Beneficiaries - **Location**: Afghanistan - **Modality**: Cash, Commodity Voucher, Food, Value Voucher - **Subactivity**: General Distribution							
CC.5.2: Percentage of WFP beneficiaries who benefit from a nutrition-sensitive programme component	Female		=100	≥72	65.63	71	WFP programme monitoring
	Male		=100	≥72	65.39	71.14	WFP programme monitoring
	Overall	72.65	=100	≥72	65.51	71.07	WFP programme monitoring
Activity 02: Provide conditional, nutrition-sensitive, and gender-transformative livelihood support to vulnerable people							
CrossCutting Indicator	Sex	Baseline	End-CSP Target	2025 Target	2025 Follow-up	2024 Follow-up	Source
Target Group: FFA Beneficiaries - **Location**: Afghanistan - **Modality**: Cash, Food - **Subactivity**: Food assistance for asset							
CC.5.2: Percentage of WFP beneficiaries who benefit from a nutrition-sensitive programme component	Female		=100	=13.07	13.6	27.27	WFP programme monitoring
	Male		=100	=13.07	13.62	27.27	WFP programme monitoring
	Overall	19.16	=100	=13.07	13.61	27.27	WFP programme monitoring
Target Group: FFT Beneficiaries - **Location**: Afghanistan - **Modality**: Cash - **Subactivity**: Food assistance for training							

CC.5.2: Percentage of WFP beneficiaries who benefit from a nutrition-sensitive programme component	Female		=0	=0	0	0	WFP programme monitoring
	Male		=0	=0	0	0	WFP programme monitoring
	Overall	0	=0	=0	0	0	WFP programme monitoring
Activity 04: Provide a comprehensive, gender-transformative package, including school meals, incentives, and complementary services to school-aged children and their communities							
CrossCutting Indicator	Sex	Baseline	End-CSP Target	2025 Target	2025 Follow-up	2024 Follow-up	Source
Target Group: Children 6-23 Months and PBW - **Location**: Afghanistan - **Modality**: Food - **Subactivity**: Prevention of stunting							
CC.5.2: Percentage of WFP beneficiaries who benefit from a nutrition-sensitive programme component	Female	100	=100	=100	100		WFP programme monitoring
	Male	100	=100	=100	100		WFP programme monitoring
	Overall	100	=100	=100	100		WFP programme monitoring
Target Group: School Children - **Location**: Afghanistan - **Modality**: Food - **Subactivity**: School feeding (on-site)							
CC.5.2: Percentage of WFP beneficiaries who benefit from a nutrition-sensitive programme component	Female		=100	=100	100	100	WFP programme monitoring
	Male		=100	=100	100	100	WFP programme monitoring
	Overall	100	=100	=100	100	100	WFP programme monitoring
Activity 09: Provide nutrition-specific assistance to vulnerable women, boys, and girls to prevent and treat acute malnutrition							
CrossCutting Indicator	Sex	Baseline	End-CSP Target	2025 Target	2025 Follow-up	2024 Follow-up	Source
Target Group: BSFP - CH 6-23 months and PLW - **Location**: Afghanistan - **Modality**: Food - **Subactivity**: Prevention of acute malnutrition							
CC.5.2: Percentage of WFP beneficiaries who benefit from a nutrition-sensitive programme component	Female		=100	=100	100	100	WFP programme monitoring
	Male		=100	=100	100	100	WFP programme monitoring
	Overall	100	=100	=100	100	100	WFP programme monitoring
Target Group: TSFP - CH 6-23 months and PLW - **Location**: Afghanistan - **Modality**: Food - **Subactivity**: Treatment of moderate acute malnutrition							

CC.5.2: Percentage of WFP beneficiaries who benefit from a nutrition-sensitive programme component	Female		=100	=100	100	100	WFP programme monitoring
	Male		=100	=100	100	100	WFP programme monitoring
	Overall	100	=100	=100	100	100	WFP programme monitoring

Cover page photo © WFP/Ziauddin Safi

Many families in remote areas like Zebak district rely entirely on WFP's support during the harsh winter season.

World Food Programme

https://www.wfp.org/countries/afghanistan

Financial Section

Financial information is taken from WFP's financial records which have been submitted to WFP's auditors.

Annual Country Report

Afghanistan Country Portfolio Budget 2025 (2018-2027)

Annual Financial Overview for the period 1 January to 31 December 2025 (Amount in USD)

Annual CPB Overview

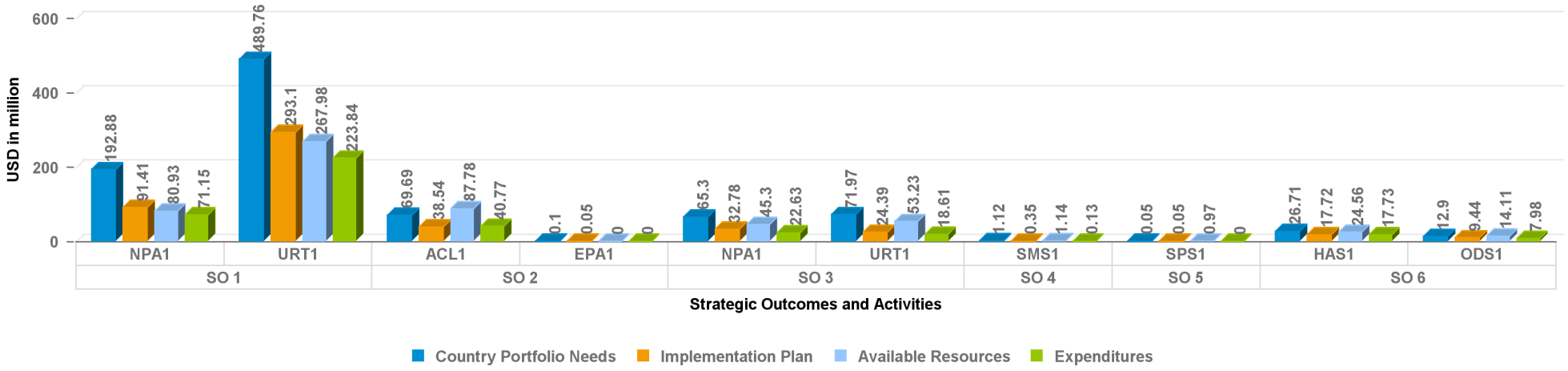

Code	Strategic Outcome
SO 1	Vulnerable people in Afghanistan are able to meet their food and nutrition needs before, during and immediately after crisis through 2027
SO 2	Vulnerable people in Afghanistan have strengthened resilience capacities and are increasingly able to meet their food and nutrition needs by 2027
SO 3	Vulnerable people at each stage of the life cycle in target areas have improved nutrition by 2027
SO 4	People throughout the country have a wide range of fortified, nutritious food products available to them at affordable prices by 2027
SO 5	National and subnational institutions have a strengthened policy approach to food security and nutrition by 2027
SO 6	The humanitarian community has enhanced capacity to respond to needs throughout the country through 2027

Code	Activity Code	Country Activity Long Description
SO 1	NPA1	Provide nutrition-specific assistance to vulnerable women, boys, and girls to prevent and treat acute malnutrition
SO 1	URT1	Provide unconditional, nutrition-sensitive food assistance to vulnerable people
SO 2	ACL1	Provide conditional, nutrition-sensitive, and gender-transformative livelihood support to vulnerable people
SO 2	EPA1	Provide capacity strengthening to emergency preparedness institutions
SO 3	NPA1	Provide a comprehensive, gender-transformative package, including school meals, incentives, and complementary services to school-aged children and their communities
SO 3	URT1	Provide nutrition-sensitive food or cash transfer to nutritionally vulnerable women, children, and their families, people with disabilities, and the elderly through a transitional safety net framework.
SO 4	SMS1	Provide nutrition-sensitive support to government, commercial partners, and smallholder farmers to develop, strengthen and expand nutritional value chains
SO 5	SPS1	Provide support to government officials and partners in enhancing the coherence of zero-hunger policy, particularly related to social protection, and the recognition of zero hunger as a development priority
SO 6	HAS1	Provide humanitarian air services to partners until appropriate alternatives become available
SO 6	ODS1	Provide common beneficiary identity management services, pass-through Cash Transfer Services, supply chain, ICT, facilities and information management and provision services to partners to promote effective field operations

Annual Country Report

Afghanistan Country Portfolio Budget 2025 (2018-2027)

Annual Financial Overview for the period 1 January to 31 December 2025 (Amount in USD)

SDG Target	Strategic Outcome	Country Activity Description	Country Portfolio Needs	Implementation Plan	Available Resources	Expenditures
2.4	People throughout the country have a wide range of fortified, nutritious food products available to them at affordable prices by 2027	Provide nutrition-sensitive support to government, commercial partners, and smallholder farmers to develop, strengthen and expand nutritional value chains	1,117,231	350,000	1,135,227	130,512
Subtotal SDG Target 2.4 Sustainable Food System (SDG Target 2.4)			**1,117,231**	**350,000**	**1,135,227**	**130,512**
2.2	Non SO Specific	Non Activity Specific			0	
	Vulnerable people at each stage of the life cycle in target areas have improved nutrition by 2027	Non Activity Specific	0	0	0	0
		Provide a comprehensive, gender-transformative package, including school meals, incentives, and complementary services to school-aged children and their communities	65,298,818	32,778,951	45,298,904	22,627,965
		Provide nutrition-sensitive food or cash transfer to nutritionally vulnerable women, children, and their families, people with disabilities, and the elderly through a transitional safety net framework.	71,973,935	24,394,199	53,234,645	18,608,137
Subtotal SDG Target 2.2 End Malnutrition (SDG Target 2.2)			**137,272,753**	**57,173,150**	**98,533,548**	**41,236,102**

This computer generated report is certified by the Chief of Contribution Accounting and Donor Financial Reporting Branch (CFORC)

Annual Country Report

Afghanistan Country Portfolio Budget 2025 (2018-2027)

Annual Financial Overview for the period 1 January to 31 December 2025 (Amount in USD)

SDG Target	Strategic Outcome	Country Activity Description	Country Portfolio Needs	Implementation Plan	Available Resources	Expenditures
2.1	Vulnerable people in Afghanistan are able to meet their food and nutrition needs before, during and immediately after crisis through 2027	Non Activity Specific	0	0	7,196,777	0
		Provide nutrition-specific assistance to vulnerable women, boys, and girls to prevent and treat acute malnutrition	192,881,584	91,405,229	80,927,891	71,149,129
		Provide unconditional, nutrition-sensitive food assistance to vulnerable people	489,760,078	293,096,668	267,975,588	223,842,190
	Vulnerable people in Afghanistan have strengthened resilience capacities and are increasingly able to meet their food and nutrition needs by 2027	Provide conditional, nutrition-sensitive, and gender-transformative livelihood support to vulnerable people	69,689,585	38,539,626	87,778,620	40,771,844
		Provide capacity strengthening to emergency preparedness institutions	101,000	50,500	1,756	0
Subtotal SDG Target 2.1 Access to Food (SDG Target 2.1)			**752,432,246**	**423,092,023**	**443,880,632**	**335,763,163**

This computer generated report is certified by the Chief of Contribution Accounting and Donor Financial Reporting Branch (CFORC)

Annual Country Report

Afghanistan Country Portfolio Budget 2025 (2018-2027)

Annual Financial Overview for the period 1 January to 31 December 2025 (Amount in USD)

SDG Target	Strategic Outcome	Country Activity Description	Country Portfolio Needs	Implementation Plan	Available Resources	Expenditures
17.16	The humanitarian community has enhanced capacity to respond to needs throughout the country through 2027	Provide common beneficiary identity management services, pass-through Cash Transfer Services, supply chain, ICT, facilities and information management and provision services to partners to promote effective field operations	12,898,097	9,438,821	14,111,607	7,981,499
		Provide humanitarian air services to partners until appropriate alternatives become available	26,712,162	17,722,587	24,555,804	17,731,773
Subtotal SDG Target 17.16 Global Partnership (SDG Target 17.16)			**39,610,260**	**27,161,408**	**38,667,411**	**25,713,272**
17.14	National and subnational institutions have a strengthened policy approach to food security and nutrition by 2027	Provide support to government officials and partners in enhancing the coherence of zero-hunger policy, particularly related to social protection, and the recognition of zero hunger as a development priority	51,000	51,000	966,165	0
Subtotal SDG Target 17.14 Policy Coherence (SDG Target 17.14)			**51,000**	**51,000**	**966,165**	**0**
	Non SO Specific	Non Activity Specific	0	0	16,224,804	0
Subtotal SDG Target			**0**	**0**	**16,224,804**	**0**
Total Direct Operational Cost			**930,483,490**	**507,827,581**	**599,407,788**	**402,843,049**
Direct Support Cost (DSC)			**42,794,689**	**37,629,017**	**49,190,299**	**27,623,134**
Total Direct Costs			**973,278,179**	**545,456,598**	**648,598,087**	**430,466,183**
Indirect Support Cost (ISC)			**62,386,147**	**34,795,695**	**18,716,233**	**18,716,233**
Grand Total			**1,035,664,326**	**580,252,293**	**667,314,321**	**449,182,417**

Michael Hemling
CHIEF, CFORC

Michael Hemling
Chief
Contribution Accounting and Donor Financial Reporting Branch

16/02/2026 17"04

Columns Definition

Country Portfolio Needs
Latest annual approved version of operational needs as of December of the reporting year. WFP's needs-based plans constitute an appeal for resources to implement operations which are designed based on needs assessments undertaken in collaboration with government counterparts and partners

Implementation Plan
Latest approved prioritized funding requirements, derived from needs-based plan (incl. ISC), which is prioritized and adjusted based on the funding forecasts, available resources, and operational challenges

Available Resources
Unspent Balance of Resources carried forward, Allocated contribution in the current year, Advances and Other resources in the current year. It excludes contributions that are stipulated by donor for use in future years

Expenditures
Monetary value of goods and services received and recorded within the reporting year

Annual Country Report

Afghanistan Country Portfolio Budget 2025 (2018-2027)

Cumulative Financial Overview as at 31 December 2025 (Amount in USD)

Cumulative CPB Overview

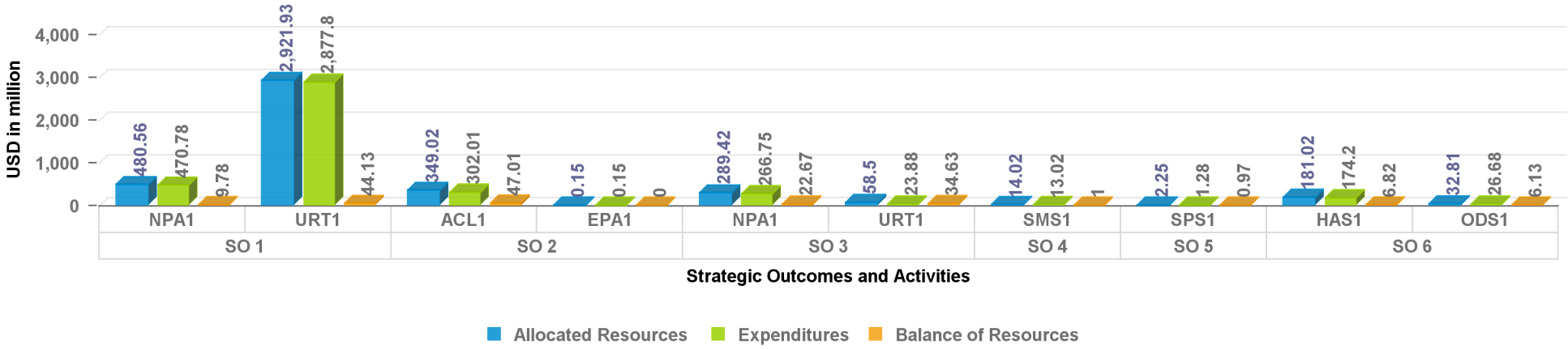

Code		Strategic Outcome
SO 1		Vulnerable people in Afghanistan are able to meet their food and nutrition needs before, during and immediately after crisis through 2027
SO 2		Vulnerable people in Afghanistan have strengthened resilience capacities and are increasingly able to meet their food and nutrition needs by 2027
SO 3		Vulnerable people at each stage of the life cycle in target areas have improved nutrition by 2027
SO 4		People throughout the country have a wide range of fortified, nutritious food products available to them at affordable prices by 2027
SO 5		National and subnational institutions have a strengthened policy approach to food security and nutrition by 2027
SO 6		The humanitarian community has enhanced capacity to respond to needs throughout the country through 2027

Code	Activity Code	Country Activity - Long Description
SO 1	NPA1	Provide nutrition-specific assistance to vulnerable women, boys, and girls to prevent and treat acute malnutrition
SO 1	URT1	Provide unconditional, nutrition-sensitive food assistance to vulnerable people
SO 2	ACL1	Provide conditional, nutrition-sensitive, and gender-transformative livelihood support to vulnerable people
SO 2	EPA1	Provide capacity strengthening to emergency preparedness institutions
SO 3	NPA1	Provide a comprehensive, gender-transformative package, including school meals, incentives, and complementary services to school-aged children and their communities
SO 3	URT1	Provide nutrition-sensitive food or cash transfer to nutritionally vulnerable women, children, and their families, people with disabilities, and the elderly through a transitional safety net framework.
SO 4	SMS1	Provide nutrition-sensitive support to government, commercial partners, and smallholder farmers to develop, strengthen and expand nutritional value chains
SO 5	SPS1	Provide support to government officials and partners in enhancing the coherence of zero-hunger policy, particularly related to social protection, and the recognition of zero hunger as a development priority
SO 6	HAS1	Provide humanitarian air services to partners until appropriate alternatives become available
SO 6	ODS1	Provide common beneficiary identity management services, pass-through Cash Transfer Services, supply chain, ICT, facilities and information management and provision services to partners to promote effective field operations

Annual Country Report

Afghanistan Country Portfolio Budget 2025 (2018-2027)

Cumulative Financial Overview as at 31 December 2025 (Amount in USD)

SDG Target	Strategic Outcome	Country Activity Description	Country Portfolio Needs	Allocated Contributions	Advance and Allocation	Allocated Resources	Expenditures	Balance of Resources
2.1	Vulnerable people in Afghanistan are able to meet their food and nutrition needs before, during and immediately after crisis through 2027	Provide nutrition-specific assistance to vulnerable women, boys, and girls to prevent and treat acute malnutrition	933,788,620	467,834,130	12,728,872	480,563,003	470,784,241	9,778,762
		Provide unconditional, nutrition-sensitive food assistance to vulnerable people	5,285,097,320	2,887,879,679	34,051,440	2,921,931,120	2,877,797,722	44,133,398
		Non Activity Specific	0	7,196,777	0	7,196,777	0	7,196,777
	Vulnerable people in Afghanistan have strengthened resilience capacities and are increasingly able to meet their food and nutrition needs by 2027	Provide capacity strengthening to emergency preparedness institutions	1,666,905	148,573	0	148,573	146,817	1,756

This computer generated report is certified by the Chief of Contribution Accounting and Donor Financial Reporting Branch (CFORC)

Annual Country Report

Afghanistan Country Portfolio Budget 2025 (2018-2027)

Cumulative Financial Overview as at 31 December 2025 (Amount in USD)

SDG Target	Strategic Outcome	Country Activity Description	Country Portfolio Needs	Allocated Contributions	Advance and Allocation	Allocated Resources	Expenditures	Balance of Resources
2.1	Vulnerable people in Afghanistan have strengthened resilience capacities and are increasingly able to meet their food and nutrition needs by 2027	Provide conditional, nutrition-sensitive, and gender-transformative livelihood support to vulnerable people	539,808,480	349,017,221	0	349,017,221	302,010,444	47,006,777
	Non SO Specific	Non Activity Specific	0	0	0	0	0	0
Subtotal SDG Target 2.1 Access to Food (SDG Target 2.1)			**6,760,361,325**	**3,712,076,381**	**46,780,313**	**3,758,856,694**	**3,650,739,224**	**108,117,469**

This computer generated report is certified by the Chief of Contribution Accounting and Donor Financial Reporting Branch (CFORC)

Annual Country Report

Afghanistan Country Portfolio Budget 2025 (2018-2027)

Cumulative Financial Overview as at 31 December 2025 (Amount in USD)

SDG Target	Strategic Outcome	Country Activity Description	Country Portfolio Needs	Allocated Contributions	Advance and Allocation	Allocated Resources	Expenditures	Balance of Resources
2.2	Vulnerable people at each stage of the life cycle in target areas have improved nutrition by 2027	Provide a comprehensive, gender-transformative package, including school meals, incentives, and complementary services to school-aged children and their communities	499,439,231	289,424,041	0	289,424,041	266,753,102	22,670,939
		Provide nutrition-sensitive food or cash transfer to nutritionally vulnerable women, children, and their families, people with disabilities, and the elderly through a transitional safety net framework.	166,708,008	58,503,411	0	58,503,411	23,876,904	34,626,508
		Non Activity Specific	0	0	0	0	0	0
	Non SO Specific	Non Activity Specific	0	0	0	0	0	0
Subtotal SDG Target 2.2 End Malnutrition (SDG Target 2.2)			**666,147,239**	**347,927,452**	**0**	**347,927,452**	**290,630,006**	**57,297,446**
2.4	People throughout the country have a wide range of fortified, nutritious food products available to them at affordable prices by 2027	Provide nutrition-sensitive support to government, commercial partners, and smallholder farmers to develop, strengthen and expand nutritional value chains	55,563,436	14,020,669	0	14,020,669	13,015,954	1,004,715
Subtotal SDG Target 2.4 Sustainable Food System (SDG Target 2.4)			**55,563,436**	**14,020,669**	**0**	**14,020,669**	**13,015,954**	**1,004,715**

This computer generated report is certified by the Chief of Contribution Accounting and Donor Financial Reporting Branch (CFORC)

Annual Country Report

Afghanistan Country Portfolio Budget 2025 (2018-2027)

Cumulative Financial Overview as at 31 December 2025 (Amount in USD)

SDG Target	Strategic Outcome	Country Activity Description	Country Portfolio Needs	Allocated Contributions	Advance and Allocation	Allocated Resources	Expenditures	Balance of Resources
17.14	National and subnational institutions have a strengthened policy approach to food security and nutrition by 2027	Provide support to government officials and partners in enhancing the coherence of zero-hunger policy, particularly related to social protection, and the recognition of zero hunger as a development priority	5,925,450	2,250,420	0	2,250,420	1,284,255	966,165
Subtotal SDG Target 17.14 Policy Coherence (SDG Target 17.14)			**5,925,450**	**2,250,420**	**0**	**2,250,420**	**1,284,255**	**966,165**
17.16	The humanitarian community has enhanced capacity to respond to needs throughout the country through 2027	Provide common beneficiary identity management services, pass-through Cash Transfer Services, supply chain, ICT, facilities and information management and provision services to partners to promote effective field operations	54,977,257	32,814,457	0	32,814,457	26,684,348	6,130,108
		Provide humanitarian air services to partners until appropriate alternatives become available	286,710,811	181,023,223	0	181,023,223	174,199,192	6,824,031
Subtotal SDG Target 17.16 Global Partnership (SDG Target 17.16)			**341,688,068**	**213,837,680**	**0**	**213,837,680**	**200,883,541**	**12,954,140**
	Non SO Specific	Non Activity Specific	0	16,224,804	0	16,224,804	0	16,224,804
Subtotal SDG Target			**0**	**16,224,804**	**0**	**16,224,804**	**0**	**16,224,804**
Total Direct Operational Cost			**7,829,685,518**	**4,306,337,406**	**46,780,313**	**4,353,117,719**	**4,156,552,980**	**196,564,740**
Direct Support Cost (DSC)			**290,379,441**	**215,179,893**	**2,854,245**	**218,034,138**	**196,466,974**	**21,567,165**

This computer generated report is certified by the Chief of Contribution Accounting and Donor Financial Reporting Branch (CFORC)

Annual Country Report

Afghanistan Country Portfolio Budget 2025 (2018-2027)

Cumulative Financial Overview as at 31 December 2025 (Amount in USD)

SDG Target	Strategic Outcome	Country Activity Description	Country Portfolio Needs	Allocated Contributions	Advance and Allocation	Allocated Resources	Expenditures	Balance of Resources
Total Direct Costs			**8,120,064,959**	**4,521,517,299**	**49,634,558**	**4,571,151,858**	**4,353,019,953**	**218,131,904**
Indirect Support Cost (ISC)			**524,069,523**	**270,027,348**		**270,027,348**	**270,027,348**	**0**
Grand Total			**8,644,134,482**	**4,791,544,647**	**49,634,558**	**4,841,179,205**	**4,623,047,301**	**218,131,904**

This donor financial report is interim

Michael Hemling
CHIEF, CFORC

Michael Hemling
Chief
Contribution Accounting and Donor Financial Reporting Branch

Columns Definition

Country Portfolio Needs
Latest approved version of operational needs. WFP's needs-based plans constitute an appeal for resources to implement operations which are designed based on needs assessments undertaken in collaboration with government counterparts and partners

Allocated Contributions
Allocated contributions include confirmed contributions with exchange rate variations, multilateral contributions, miscellaneous income, resource transferred, cost recovery and other financial adjustments (e.g. refinancing). It excludes internal advance and allocation and contributions that are stipulated by donor for use in future years.

Advance and allocation
Internal advanced/allocated resources but not repaid. This includes different types of internal advance (Internal Project Lending or Macro-advance Financing) and allocation (Immediate Response Account)

Allocated Resources
Sum of Allocated Contributions, Advance and Allocation

Expenditures
Cumulative monetary value of goods and services received and recorded within the reporting period

Balance of Resources
Allocated Resources minus Expenditures