WFP

World Food Programme

SAVING LIVES

CHANGING LIVES

Indonesia

Annual Country Report 2025

Country Strategic Plan

2021 - 2025

Table of contents

Overview . . . 3
Operational context . . . 5
Country office story . . . 8
Programme performance . . . 9
Strategic outcome 01 . . . 9
Strategic outcome 02 . . . 11
Strategic outcome 03 . . . 13
Cross-cutting results . . . 16
Gender equality and women's empowerment . . . 16
Protection and accountability to affected people . . . 17
Environmental sustainability . . . 18
Nutrition integration . . . 19
Partnerships . . . 20
Financial Overview . . . 22
Data Notes . . . 25
Annex . . . 26
Figures and Indicators . . . 27
Strategic Outcome and Output Results . . . 27
Cross-cutting Indicators . . . 33

Overview

Indonesia is at a moment of transition. As an upper middle-income country, a G20 member, and Southeast Asia's largest economy, the country has sustained steady economic growth and made notable progress in poverty reduction and human development over recent decades. At the same time, persistent structural disparities, climate vulnerability, and subnational inequalities continue to shape food security and nutrition outcomes. These challenges are amplified by Indonesia's exposure to climate shocks and natural hazards, which affect livelihoods and food systems across the archipelago, as illustrated by the severe floods in Sumatra in December 2025.

Against this backdrop, 2025 marked the final year of WFP Indonesia's Country Strategic Plan (CSP) 2021-2025 and a transition toward the next CSP cycle (2026-2030). During the year, WFP partnered with the Government of Indonesia in navigating overlapping pressures, including sustaining gains in nutrition and food security, strengthening early warning systems to prepare for recurrent climate and disaster risks, and advancing ambitious reforms in its Free Nutritious Meals Programme (FNMP).

Recognizing the limitations of reactive response in an increasingly volatile climate context, Indonesia, with support from WFP through Anticipatory Action Working Group, intensified efforts to strengthen disaster preparedness and early action. This shift were reflected in a series of policy and programme developments. As a result, in 2025, anticipatory action was formally integrated into two national policy instruments: the Coordinating Ministry of Human Development's Five-Year Strategic Plan (2025-2029) and the National Disaster Management Agency (BNPB)'s regulation on community resilience. These developments marked a shift toward more risk-informed responses.

In parallel, WFP expanded its technical support package for the FNMP, aligned with the Government's launch of the programme in January 2025. This support focused on strengthening programme design and operational readiness, including advisory inputs on nutrition standards, targeting approaches, and implementation planning. WFP also initiated field-level engagement in selected priority areas to support early rollout and to inform adaptive learning as the programme scaled up. The FNMP is one of the largest school meals initiatives globally, expected to reach over 80 million recipients by 2029.

Within this evolving environment, WFP's engagement in Indonesia continued to shift toward country capacity strengthening and systems support. In 2025, WFP's in-country presence was anchored in a clear strategic choice: to support nationally led solutions at scale. WFP's value proposition lay in bridging global technical expertise with national priorities, while convening different actors and supporting the design, coordination, and operational readiness of large government-run programmes in food security and disaster risk management. This approach reflected both Indonesia's development trajectory and WFP's comparative advantage in supporting decentralized national systems.

Partnerships remained central to WFP's role. The Government of Indonesia continued to be WFP's primary counterpart, illustrated by a MoU with the National Nutrition Agency. As a result, WFP became an international partner to the government, formally partnering on implementation of the FNMP. WFP also worked closely with United Nations agencies, international financial institutions, academia, civil society, and selected private sector actors to support coherent, nationally owned work. Through this partnership-based model, WFP played a convening role across sectors, helping align policy dialogue, technical design, and operational considerations, particularly in areas where implementation capacity varies across regions.

In 2025, WFP further strengthened its strategic positioning by supporting Indonesia's evolving role within the regional and global landscape. As a G20 member, a leading actor within ASEAN, and an increasingly active participant in South-South and triangular cooperation, Indonesia occupies a dual role within the multilateral system, balancing domestic development priorities with growing international engagement. In this context, WFP supported the Government's international humanitarian engagement, including Indonesia's voluntary contributions of USD 12 million to the Gaza response and USD 3.4 million to Afghanistan, reinforcing Indonesia's leadership in championing food assistance as a pathway to peace and reflecting the Government's high level of trust in multilateral institutions.

At the national level, WFP also brought together diverse stakeholders across policy, research, and practice. This included convening Indonesia's first national multi-stakeholder dialogue on school meals, as well as hosting an academic forum on school feeding, creating shared spaces for exchange at a pivotal moment in the country's flagship nutrition reform. Through these engagements, WFP helped bridge groups that do not often interact, strengthening coherence between policy ambition, evidence, and implementation.

Across its engagement, WFP emphasized cross-cutting priorities. These considerations were integrated through policy dialogue, inclusive design processes, and support to national systems aimed at reaching vulnerable groups more effectively. Working through government-led mechanisms, WFP sought to contribute to more equitable, resilient, and sustainable outcomes, while strengthening institutional capacity over the long term.

As Indonesia moves toward implementation of the CSP 2026-2030, 2025 stands as a year of strategic consolidation. WFP Indonesia enters the next phase with a clearer focus on systems strengthening, a partnership model tailored to an upper middle-income context, and a defined role as a trusted advisor supporting Indonesia's national priorities while contributing to its growing leadership in regional and global food security agendas.

Operational context

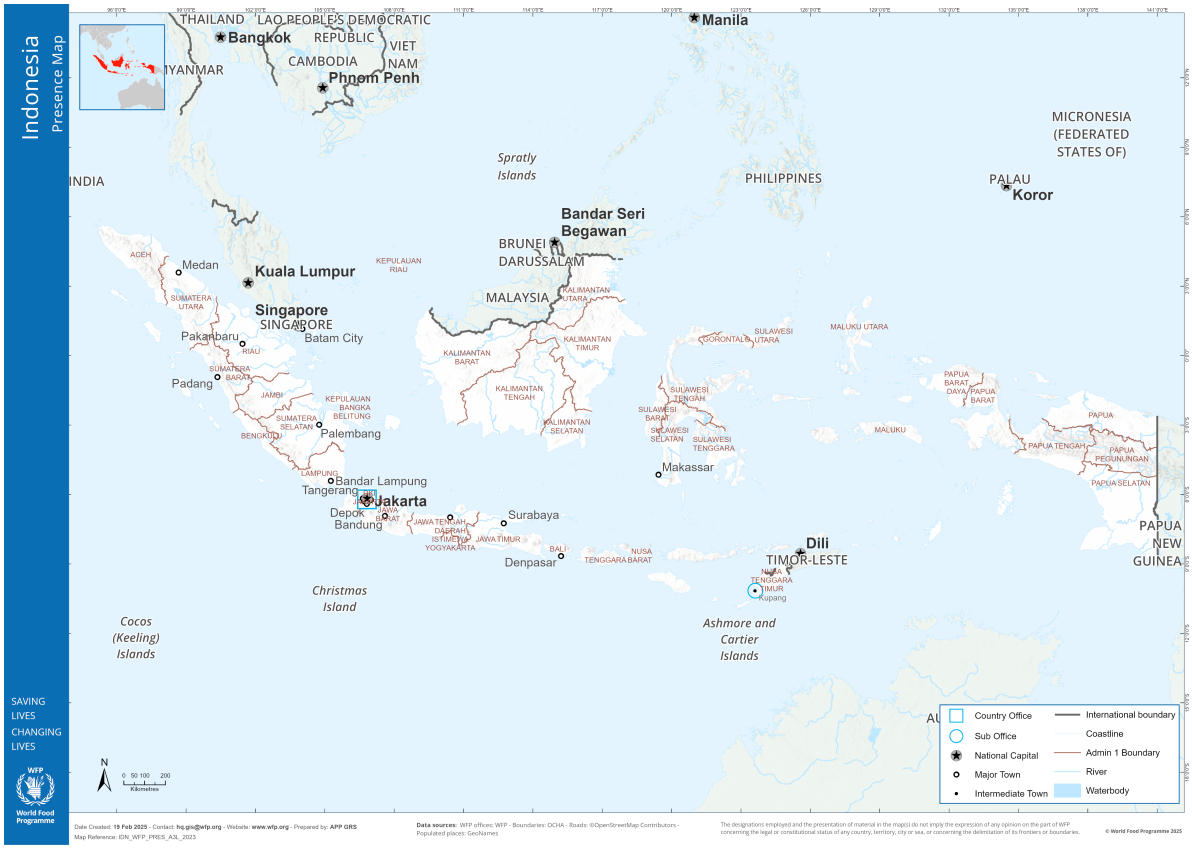

Indonesia is an upper middle-income country with a population of approximately 282 million, making it the fourth most populous country globally and the largest economy in Southeast Asia [1]. Over the past five decades, the country has sustained average annual economic growth of around 5 percent, contributing to substantial reductions in poverty and improvements in human development [2]. National poverty declined from 24 percent in 1999 to 9.3 percent in 2024, reflecting long-term economic expansion and public investment in national programmes [3].

Despite sustained economic growth, food security and nutrition challenges continue to persist, particularly at the subnational level. Aggregate national improvements mask deep regional disparities shaped by geography, inequality, and uneven service delivery within Indonesia's decentralized governance system. Poverty rates range from below 5 percent in Jakarta to over 20 percent in provinces such as Nusa Tenggara Timur, Papua, and West Papua, where access to services, markets, and infrastructure remains limited [4]. These disparities are reflected in the rural-urban divide: while 44 percent of Indonesians live in rural areas, rural households account for 55 percent of the country's poor, underscoring persistent structural inequities in livelihoods and food access [5].

Indonesia continues to face the triple burden of malnutrition, encompassing undernutrition, overnutrition, and micronutrient deficiencies. While notable gains have been achieved in recent years, malnutrition remains a significant public health concern. Stunting declined from 27.7 percent in 2020 to 21.5 percent in 2024, benefiting an estimated 1.4 million children under five, yet prevalence remains above national and global targets [6]. Micronutrient deficiencies continue to affect adolescent girls, pregnant and breastfeeding women, and young children, while rising rates of overweight and obesity, particularly among women and girls, have increased the burden of non-communicable diseases.

While Indonesia produces several key staple foods domestically, food affordability remains sensitive to global market dynamics for certain commodities. Exposure to international price fluctuations and periodic supply chain disruptions continues to place pressure on vulnerable households, with impacts most pronounced in remote and hard-to-reach areas where market access is constrained. The proportion of the population unable to afford a nutritious diet ranges from 4 percent in Jakarta to over 50 percent in parts of eastern Indonesia [7].

These structural vulnerabilities are exacerbated by high exposure to climate and disaster risks. Indonesia's geographic location on the Pacific Ring of Fire makes it highly prone to geological hazards such as earthquakes and volcanic eruptions. At the same time its archipelagic nature and rainfall-intensive tropical climate increase exposure to

hydrometeorological hazards, including floods, droughts, landslides, and storms. Together, these factors make Indonesia one of the most disaster-prone countries globally. Since 2019, more than 26,000 disasters have been recorded, the majority linked to hydrometeorological hazards such as floods, droughts, and landslides [8]. Recent flooding in Sumatra in late 2025 illustrated how climate variability interacts with high population density, intensifying impacts on food security and livelihoods.

The policy environment in 2025 was shaped by a new Government and an accelerated reform agenda. Indonesia's National Medium-Term Development Plan (2025-2029) reaffirmed food security, nutrition, and disaster resilience as core national priorities. In January 2025, the Government launched the FNMP, one of the largest school meals initiatives globally targeting over 80 million beneficiaries by 2029, with two-thirds of recipients being school-aged children. The programme aims to address malnutrition while stimulating local economies through domestic procurement and food systems development.

In parallel, the Government intensified efforts to strengthen disaster preparedness and anticipatory action, embedding these approaches within national development and disaster management frameworks. This reflects a shift toward earlier, risk-informed interventions to protect food security and livelihoods before shocks occur. However, translating national commitments into operational practice at the subnational level remains uneven, constrained by technical capacity gaps, financing limitations, and coordination challenges.

Overall, Indonesia's operational context in 2025 is characterized by strong national and international ambition alongside persistent vulnerability and rising climate risks; requiring nationally led solutions that bridge policy and implementation while strengthening institutional capacity over time.

Risk management

In 2025, WFP Indonesia's operating environment continued to be shaped by a multitude of risks, requiring active mitigation through systems-oriented engagement. Each year, WFP conducts regular risk reviews to ensure an organized risk management process and business continuity.

Climate and disaster risks remained as primary operational risks. Indonesia's exposure to recurrent and extreme weather events posed risks to food security, livelihoods, and continuity of national programmes, particularly in climate-vulnerable regions. WFP mitigated this risk by supporting the institutionalization of anticipatory action and disaster preparedness within national and subnational planning frameworks, strengthening early action mechanisms, and promoting risk-informed decision-making in collaboration with government counterparts.

Sudden supply chain disruptions in 2025 negatively impacted food availability and access for the most vulnerable populations. To mitigate this risk, WFP focused on strengthening national systems rather than direct market intervention, supporting evidence generation, monitoring, and policy dialogue to inform government-led responses and improve programme design in a volatile economic context.

A further risk related to variations in institutional readiness and technical capacity which may have affected the consistency and equity of large-scale national initiatives. WFP mitigated this risk by tailoring technical assistance to subnational contexts, promoting standardized yet adaptable operational models, and strengthening coordination mechanisms across levels of government.

Finally, policy and institutional transition risks, including the rollout of major reforms and large-scale programmes, may have affected implementation coherence. WFP mitigated these risks by maintaining close engagement with central coordinating institutions, aligning support with national plans and regulations, and ensuring continuity of technical assistance during transition periods. In addition, when implementation of models was conducted in subnational level, relationships were built and strengthened at provincial and district levels to ensure alignment and complementarity.

Lessons learned

The experience of 2025 reinforced that WFP's greatest value in Indonesia lies in supporting government ambition through systems-level engagement, rather than parallel delivery. As Indonesia advanced major national reforms and continued to invest in school meals and disaster preparedness in 2025, WFP's role as a technical and strategic partner proved most effective when support focused on translating policy commitments into implementable, scalable solutions, as demonstrated by the completion of a technical school meals package. Co-designing operational models enabled faster uptake, stronger ownership, and more credible pathways to scale as demonstrated by the close collaboration with national and subnational institutions on anticipatory action.

Another key lesson was the importance of breaking silos, both internally and externally. This approach is the most notable in the new CSP (2026-2030), where the previous areas of work have been streamlined into one focused area of work, combining school meals and anticipatory action. Externally, convening diverse stakeholders including the government, academia, development partners, and other partners helped position national initiatives within broader regional learning ecosystems, which accelerated access to global evidence as well as shared the Indonesian experience with others.

Country office story

Building preparedness and trust before the disasters strike

In Sambas District, West Kalimantan, the rainy season once arrived with quiet anxiety. For rice farmers like Ningsih, floods did not only threaten crops, but also strained relationships within communities already stretched by poverty and isolation.

"We used to wait and hope," Ningsih said. "When floods came, everyone suffered at the same time."

Indonesia's exposure to climate shocks has long placed pressure on rural livelihoods, but the impacts extend beyond economic loss. Repeated disasters can erode trust in institutions and strain social cohesion when assistance arrives too late or unevenly. Recognizing this, the Government of Indonesia has increasingly shifted from reactive disaster response toward anticipatory action, aiming to reduce losses before shocks occur and helping prevent crisis-driven tensions.

Through its partnership with national and subnational authorities, the WFP has supported this shift by helping transform early warning information into early, coordinated action. In West Kalimantan, WFP has worked with the Meteorological, Climatological and Geophysical Agency (BMKG) and provincial agricultural authorities to strengthen Portal Informasi Peringatan Dini Ketahanan Iklim (PETANI), a digital early warning system that provides farmers with localized forecasts, flood alerts, and crop monitoring data.

For farmers, access to timely information has changed more than planting decisions. It has changed how communities prepare together.

"Now we meet before the rains," Ningsih explained. "We talk about what the forecasts mean and what we should do to protect our fields."

By enabling farmers, extension workers, and local officials to act on the same information, anticipatory action has helped reduce uncertainty and competition at the community level. Decisions about planting schedules, drainage, and crop protection are increasingly made collectively, lowering the risk of disputes when losses occur.

The same approach is shaping disaster preparedness in cyclone-exposed areas such as Yogyakarta. With WFP's support, the Regional Disaster Management Agency (BPBD DIY) is piloting anticipatory action models that allow authorities to mobilize resources, coordinate across sectors, and engage communities before extreme weather events occur.

"We are no longer waiting for the disaster to happen," said Noviar Rahmad, Head of BPBD DIY. "Preparedness allows us to act early and communicate clearly with communities."

In 2025, these experiences are informing national policy. Anticipatory action has been embedded within Indonesia's development and disaster management frameworks, supported by national guidelines and roadmaps that strengthen government ownership and institutional clarity.

As WFP transitions toward its next Country Strategic Plan cycle, anticipatory action offers a pathway that aligns food security, climate resilience, and social stability. From rice fields in West Kalimantan to cyclone-prone districts in Yogyakarta, communities are moving from reaction to readiness, protecting livelihoods while strengthening trust.

Programme performance

Strategic outcome 01: By 2025 the Government and other partners have enhanced capacity to generate and apply high-quality evidence as a basis for the reduction of food insecurity and malnutrition.

2 national government partners received technical support from WFP on **methodology refinement of national programmes.**

3 government partners (2 national, 1 subnational) collaborated with WFP on **early warning systems.**

In 2025, the Analysis, Planning, and Performance (APP) unit was established under Strategic Outcome 1 to consolidate planning, reporting, and knowledge functions within WFP Indonesia, aligned with the implementation of the new Country Strategic Plan (CSP). Its main purpose is to ensure continuity of analytical and performance management functions during the transition to the CSP 2026-2030.

Consistent with Indonesia's upper middle-income context, it is paramount to strengthen the use of evidence, planning, and learning processes in support of government-led initiatives. Activities focused on two key areas: (1) the development and refinement of methodologies for food and nutrition security analysis, and (2) the improvement of data availability and analytical approaches for disaster and climate risk management.

Throughout the year, these efforts served as the analytical backbone of WFP's engagement across priority initiatives. Evidence and analysis informed the design and targeting of school meals interventions, including the selection of pilot locations for central kitchens under the Government's Free Nutritious School Meals Programme (FNMP). Enhanced technical capacity also supported disaster preparedness and anticipatory action through strengthened early warning systems for hydrometeorological hazards, contributing to more evidence-based planning and resource allocation.

The CSP evaluation further marked a qualitative improvement in organizational learning, with findings directly informing the design of the new CSP and contributing to a more focused scope of work. In addition, an active engagement in inter-agency initiatives, such as the UN SDG Joint Programme on Data and SDG Monitoring, as well as WFP's role as Co-Chair of the UN Data, Monitoring, Evaluation and Learning (DMEL) Working Group, strengthened coordination on data and learning across UN agencies.

In 2025, Strategic Outcome 1 engaged almost three times more government institutions and facilitated more than nine times the number of activities and trainings compared with 2024. This expansion reflected a deliberate shift toward more inclusive and participatory ways of working. WFP engaged a broader range of stakeholders - spanning national and subnational government institutions, technical agencies, academia, and community representatives - in the design and testing of analytical tools and products. This approach helped ensure that outputs remained practical, user-driven, and aligned with institutional needs, while strengthening partner capacity to apply evidence and early warning information in planning and decision-making.

Output-Level Performance

1. Development and Refinement of Methodologies for Food and Nutrition Security Analysis

In 2025, WFP, together with UNFPA and UNICEF, continued collaborating with government partners to strengthen systems for generating and utilizing food security evidence, particularly through engagement on the Food Security and Vulnerability Atlas (FSVA) and Small Area Estimation (SAE).

A key milestone was the formal inclusion of FSVA in Indonesia's 2025-2029 National Medium-Term Development Plan (RPJMN), reinforcing its role as a national reference for understanding food security conditions and informing planning processes. FSVA also contributed to supporting the effective use of village fund allocations, helping inform the targeting of interventions for vulnerable communities. Following earlier subnational capacity strengthening, responsibilities for FSVA production progressively transitioned to government institutions, with WFP's 2025 engagement focused on technical participation through the FSVA Working Group and reflecting lessons from long-term collaboration.

In parallel, SAE work under the UN SDG Joint Programme focused on strengthening governance, institutional readiness, and quality considerations. Through discussions and consultations with government stakeholders, partners refined elements of the SAE framework, including governance arrangements, quality assurance mechanisms, enabling environment requirements, and alignment with national statistical business processes. These engagements emphasized institutional roles, interoperability of data sources, and appropriate communication of model-based outputs, while acknowledging persistent constraints such as access to microdata and resource limitations. As the programme approached completion, WFP contributed to final reporting and supported continued dialogue on feasible pathways for future SAE development. A full-scale lessons learned document is being drafted for publication in 2026.

2. Improvement of Data Availability and Analytical Approaches for Disaster and Climate Risk Management

In 2025, WFP continued collaborating with government partners to strengthen disaster preparedness and climate risk management by improving data availability, analytical tools, and institutional capacity.

At the national level, WFP supported enhancements in hazard monitoring and early warning systems. In collaboration with BMKG, WFP contributed to the finalization and preparation of the integration of the hydrological Model of Models (MoM) into BMKG systems, enabling more precise and timely national flood forecasting. WFP also worked with BNPB and partners to advance the design of a drought early warning mechanism, including needs assessments, analytical design, and dialogue on data integration, governance, and alignment with anticipatory action processes.

At the subnational level, WFP supported capacity strengthening to enable localized climate risk analysis and application. In September 2025, a CLEAR+ knowledge transfer workshop with the provincial government of East Nusa Tenggara strengthened officials' capacity to assess the potential impacts of climate shocks on livelihoods and apply the methodology in future provincial analyses and planning processes.

Resources Overview

Strategic Outcome 1 was supported by the Multilateral Fund and the UN Joint SDG Fund. In 2025, WFP's total expenditure under this outcome amounted to 55 percent of the implementation plan. Resources were primarily utilized to provide technical assistance to government counterparts, strengthening national capacities to generate and use evidence for informed decision-making processes, including the development and application of methodologies and analytical tools.

Lessons learned

In the context of funding shortfall and unpredictable resource availability, the consolidation of the Food Security Analysis unit and the Monitoring and Evaluation (M&E) function under the Analysis, Planning, and Performance (APP) team proved effective in maintaining core analytical capacity. This integration enabled more efficient use of limited resources and ensured continuity of essential evidence generation during periods of constrained funding. At the same time, collaboration with government agencies was sustained through close coordination with other strategic outcomes, allowing WFP to continue delivering results and maintain effective engagement despite funding limitations. Going forward, efforts will focus on strengthening government data analytics to better inform policy formulation and decision-making processes.

WFP GENDER AND AGE MARKER

CSP ACTIVITY	GAM MONITORING CODE
Provide policy engagement, technical assistance and advocacy for government and other partners to enhance attention to, and the use of, food security and nutrition evidence	**3 - Fully integrates gender**

Strategic outcome 02: By 2025 the Government, other partners and communities have enhanced capacity to mitigate the impact of disasters and climate change on food security and nutrition

5 districts were supported to integrate **Anticipatory Action** into contingency plans, early action protocols, and simulation exercises.

3 policy instruments were supported, covering regulation, strategy development, and **technical guidance for anticipatory action.**

In 2025, WFP Indonesia strengthened national and subnational capacities to mitigate disaster and climate risks affecting food security and nutrition. Efforts prioritized the institutionalization of Anticipatory Action (AA), enhancement of early warning systems, and the integration of preparedness measures within government planning and operational frameworks. Through technical assistance, policy engagement, and operational support, WFP contributed to embedding AA within national disaster risk management systems, enabling more timely, effective, and risk-informed responses.

WFP's engagement supported the Government in advancing a more coherent and enabling policy environment for anticipatory, food security-sensitive disaster risk management. Technical contributions facilitated the integration of Anticipatory Action into national contingency planning frameworks and supported the development of strategic and regulatory instruments such as for those guiding AA implementation in NTT, West Kalimantan, and DIY. These efforts reinforced institutional ownership and strengthened the alignment of anticipatory approaches with national disaster management priorities.

WFP also enhanced the capacity of government partners to utilize early warning and forecasting systems for anticipatory decision-making. Analytical and technical support strengthened drought and flood early warning mechanisms, contributing to the advancement of impact-based forecasting and enabling earlier actions to safeguard livelihoods and food access.

At the subnational level, WFP supported local governments and communities to operationalize Anticipatory Action within planning and preparedness processes. Integration of climate risk analysis and AA into contingency and development planning strengthened local preparedness capacities and supported more proactive disaster risk management across priority provinces.

Output-Level Performance

In 2025, WFP expanded its Anticipatory Action support compared with 2024. While activities in 2024 focused on strengthening government capacity in three provinces, support in 2025 was extended to five districts to further embed AA within disaster management mechanisms. This expansion included more frequent and context-appropriate technical workshops and simulation exercises aligned with institutional roles. Concurrently, WFP strengthened partner capacities at national and subnational levels to interpret forecasts, activate early action protocols, and manage operational preparedness.

National Systems and Policy Integration

At the national level, WFP worked in close-partnership with the Government to strengthen the institutionalization of AA within disaster management frameworks. In collaboration with the National Disaster Management Authority (BNPB), WFP supported the integration of AA o integrate AA into implementation modules of the Disaster Resilient Village Programme (DESTANA).

WFP also collaborated the Coordinating Ministry for Human Development and Cultural Affairs in advancing the draft National Anticipatory Action Strategy, which was presented at the Asia Pacific Dialogue Platform on Anticipatory Action in Yogyakarta. In parallel, WFP, in collaboration with the Anticipatory Action Working Group, contributed to the development of national implementation guidelines for AA in Indonesia.

Subnational Systems and Operationalization

At the subnational level, WFP supported local governments to integrate Anticipatory Action into contingency planning and preparedness processes.

In the Special Region of Yogyakarta, WFP supported Gunungkidul and Bantul districts to incorporate AA into flood contingency plans. Beyond planning, WFP, together with Regional Disaster Management Agencies (BPBD), piloted the development and simulation of Anticipatory Action activation protocols at the village level, strengthening local preparedness and operational readiness.

In East Nusa Tenggara Province, where drought remains a significant and recurrent risk, WFP collaborated with the Climate Task Force to integrate findings from the CLEAR study into Medium-Term Development Plans at the provincial level and across seven districts with moderate to low resilience levels. WFP also supported district governments in Lembata and Kupang in developing drought contingency plans that embed Anticipatory Action, contributing to more proactive disaster risk management.

In West Kalimantan, WFP advanced the mainstreaming of Anticipatory Action through the development of operational guidelines and early action protocols aimed at strengthening the resilience of food production systems in flood-prone areas. This included integrating risk communication, early action measures, and pre-arranged financing to reduce the impacts of recurrent flooding. The approach has since been elevated to the national level as a reference for scale-up and replication.

Knowledge and Systems Strengthening

In 2025, WFP also focused on producing documentation of Indonesia's National Logistics Cluster institutionalization, capturing lessons, regulatory frameworks, and best practices to guide scale-up and strengthen national ownership of humanitarian logistics systems.

WFP collaborated closely with BNPB, the Coordinating Ministry for Human Development, provincial governments, and technical working groups to advance AA mainstreaming. Engagement with academic and research institutions supported evidence generation and the integration of CLEAR study findings into provincial planning. These partnerships were instrumental in scaling up Anticipatory Action, harmonizing approaches, and supporting the sustainability of disaster risk management reforms.

Resources Overview

Strategic Outcome 2 was funded through a mix of multilateral contributions. Funding enabled the near-complete implementation of planned AA activities, including regulatory development, preparedness measures, and pilot projects in Yogyakarta, Nusa Tenggara Timur, and West Kalimantan. Flexible resources allowed WFP to adapt to emerging needs, such as scaling up early warning systems and integrating AA into provincial regulations. While overall funding met most implementation targets, some activities required reprogramming due to shifting priorities, notably the delayed start of AA documentation in December 2025. Looking forward, diversifying funding sources will be critical to sustaining momentum and expanding AA mainstreaming efforts. Implementation under Strategic Outcome 2 marginally surpassed the levels set out in the implementation plan (101 percent).

Lessons Learned

Key lessons from 2025 include the importance of strong government ownership, diverse and flexible funding, and multi-stakeholder collaboration for successful AA institutionalization. Challenges included delays in the approval of the National Anticipatory Action Strategy and the need for operational testing and modeling at sub-national levels. Next steps will focus on finalizing the National AA Strategy, piloting AA operationalization in selected districts, and enhancing early warning systems through impact-based forecasting. WFP will continue to support policy development, technical guidance, and evidence-based advocacy to sustain progress and promote the replication of successful AA models nationwide. The work around AA requires clear Key Performance Indicators (KPIs) beyond corporate requirements that can be utilized to measure achievements and lessons for accountability purposes, as well as to strengthen advocacy.

WFP GENDER AND AGE MARKER

CSP ACTIVITY	GAM MONITORING CODE
Enhance partnerships, policy engagement and technical assistance to the Government, other partners and communities to reduce risks and the impact of disasters and climate change on food security and nutrition	**4 - Fully integrates gender and age**

Strategic outcome 03: By 2025 populations at risk of multiple forms of malnutrition benefit from increased national capacity to design and implement programmes that enhance access to and promote positive behaviours on healthy diets and prevent stunting and other nutritional deficiencies

2 national standards on fortified rice and kernels were enacted, creating a **regulatory foundation for rice fortification** nationwide.

10 million adolescents and youth reached through a joint **digital Social Behaviour Change campaign** to promote healthy diets.

In 2025, WFP achieved progress under Strategic Outcome 3, advancing national systems and policy frameworks to improve nutrition outcomes. Efforts focused on strengthening regulatory foundations for food fortification, expanding social and behaviour change (SBC) interventions, and supporting the development of scalable models for nutritious meal delivery. These contributions aligned with emerging national priorities and reinforced WFP's role as a technical and systems-strengthening partner.

A major policy milestone was achieved through the official enactment of national standards (SNI) for fortified rice kernels and fortified rice by the National Standardization Agency (BSN). This development marked a transition from preparatory technical work toward institutionalized implementation, establishing the legal and regulatory framework for integrating rice fortification into social protection and school meal programmes. WFP's leadership of the rice fortification technical working group under the Government's Large-Scale Food Fortification platform further supported national ownership and policy coherence.

Nutrition and SBC interventions expanded significantly in 2025. The nationwide SBC digital campaign, implemented in partnership with the Ministry of Health, reached over 10 million adolescents and youth, representing a substantial scale-up compared with previous years. High-exposure groups reported measurable improvements in diet diversity and physical activity. Integration of the Si Paling Megang campaign into the Ministry's Ayo Sehat platform supported sustainability by embedding behaviour change approaches within national systems.

At the subnational level, WFP strengthened the Integrated Primary School Nutrition model, expanding from pilot activities toward strengthened local implementation capacities across selected districts. Concurrently, the Free Nutritious Meals Programme progressed from initial design discussions toward formalized partnerships with the new government institution spearheading the new national programme, and pilot project preparations; reinforcing Indonesia's positioning within global school meals networks.

Overall, WFP's engagement under Strategic Outcome 3 reflected a progression from establishing relationship with new government entities in an evolving landscape, planning, and technical design toward institutionalization, scale-up, and sustained system-level contributions.

Output-Level Performance

1. Regulatory Strengthening and Rice Fortification

In 2025, rice fortification advanced from preparatory work toward formal policy enactment. The official adoption of national standards (SNI) for fortified rice kernels and fortified rice established the regulatory foundation for integration into national programmes, including national school meals and other social protection programmes.

Building on technical drafting and advocacy efforts conducted in previous years, WFP's leadership of the rice fortification technical working group under the Government's Large-Scale Food Fortification platform supported the transition toward institutionalized implementation. These efforts strengthened regulatory clarity, reinforced national ownership, and enabled alignment between fortification policies and programme design.

2. Social and Behaviour Change (SBC) Interventions

In partnership with the Ministry of Health, WFP implemented and concluded a nationwide Social and Behaviour Change digital campaign targeting adolescents and youth. The campaign reached over 10 million individuals, representing a significant expansion in coverage compared with earlier phases.

Findings from high-exposure groups indicated measurable improvements in healthy diet consumption and physical activity. Integration of the Si Paling Megang campaign into the Ministry's Ayo Sehat platform supported continuity and sustainability by embedding SBC approaches within national health promotion systems.

3. Integrated Primary School Nutrition Model

In 2025, WFP strengthened the Integrated Primary School Nutrition model at the subnational level. Activities expanded from pilot implementation toward strengthened local government capacities across selected districts.

Support focused on enabling local authorities to deliver nutrition education and SBC interventions aimed at improving dietary practices among schoolchildren. Formative research conducted alongside implementation generated evidence to guide programme refinement and future scale-up.

4. Partnerships and Systems Strengthening

In 2025, the Free Nutritious Meals Programme progressed rapidly beyond its initial exploratory phase, reaching 60 million beneficiaries immediately after its launch. WFP was able to formalize partnerships with the newly established government entities and agree on a framework of collaboration, including the pilot implementation arrangements. This sets WFP well to a transition toward more operational and institutional engagement with the government, in the first year of implementing its new CSP.

WFP's support contributed to advancing global consultations, strengthening technical dialogue, and reinforcing Indonesia's participation in international school meals networks, including membership in the School Meals Coalition. These efforts supported the consolidation of the programme's technical foundations and enhanced its institutional positioning within broader national nutrition priorities.

In parallel, WFP worked closely with key national partners, including Bappenas, the Coordinating Ministry for Human Development and Cultural Affairs, the National Nutrition Agency (BGN), the National Food Agency (NFA), and the Ministry of Health. International partnerships with International Financial Institutions and development partners further enabled technical exchanges, site visits, and resource mobilization.

Best practices underpinning these collaborations included multi-stakeholder coordination, South-South cooperation, evidence-based engagement, and the offers of integration of WFP tools into national systems. Collectively, these approaches strengthened government ownership, supported sustainability, and reinforced Indonesia's positioning within global nutrition and school meals platforms.

Resources Overview

In 2025, WFP's Strategic Outcome 3 was funded through a mix of private sector contributions and donor funding. These resources supported the implementation of nationwide Social Behaviour Change (SBC) digital campaign, enabling outreach to millions of adolescents and youth. However, the ongoing global funding constraints risk opportunities for continuation.

Rice fortification activities advanced through private sector support, which provided limited, but sustained financing for technical assistance and the establishment of national standards. Moreover, other private sector contributions supported implementation of the Integrated Primary School Nutrition model, allowing WFP to strengthen local government capacity and pilot innovative approaches in selected districts. In parallel, government funding was mobilized for the Free Nutritious Meals Programme, enabling stakeholder engagement, institutional capacity development, and international exchanges.

Lessons Learned

Strong engagement with government counterparts and partners was critical to achieving key policy outcomes, including the enactment of national standards for fortified rice. This demonstrated the importance of sustained collaboration for moving from technical preparation to formal policy adoption. However, lessons learned shows that policy gains alone are insufficient without intentional integration into flagship programmes, particularly the Free Nutritious Meals Programme, to translate standards into large-scale impact. This serves as an opportunity in 2026, for WFP and its partners to work hand-in-hand with government institutions.

Integrated, multi-component approaches proved more effective than stand-alone interventions. Behaviour change efforts achieved measurable improvements when combined with evidence-based design, institutional embedding, and coordination across private and public stakeholders. The opportunity to incorporate the lessons from this SBC work to support other national programmes remains an opportunity for 2026, if resources are identified.

At the same time, the early stage of the Free Nutritious Meals Programme kitchen pilot underscored the need for phased implementation and continued technical support.

WFP GENDER AND AGE MARKER

CSP ACTIVITY	GAM MONITORING CODE
Undertake policy engagement, technical assistance and advocacy for healthy diets as a means of preventing all forms of malnutrition	4 - Fully integrates gender and age

Cross-cutting results

Gender equality and women's empowerment

Improved gender equality and women’s empowerment among WFP-assisted population

In Indonesia in 2025, gender equality showed measurable progress on some fronts, yet structural disparities remained significant.

Women’s educational attainment remains high, but economic participation continues to lag behind that of men. The female labour force participation rate stands at approximately 52.6 percent, compared with 81.4 percent for males, representing one of the largest gender gaps in the region [1]. The Gender Inequality Index (GII) was recorded at 0.421 in 2024, indicating persistent disparities in labour participation, empowerment, and health outcomes [2]. According to the World Economic Forum’s 2025 Global Gender Gap Report, Indonesia’s overall gender gap score was 0.692, placing the country in the lower half among Southeast Asian countries on gender equality measures [3].

Political representation has improved incrementally but remains below parity. Women currently hold approximately 22 percent of seats in the national parliament, despite regulatory provisions requiring at least 30 percent of candidates to be women [4]. Gender-based violence continues to present a major challenge. In 2025, the Indonesian National Police recorded 36,148 cases of gender-based violence, with only 12.8 percent reaching resolution, underscoring systemic gaps in prevention, reporting, and justice mechanisms [5].

Within this context, WFP Indonesia’s engagement did not involve stand-alone gender programming. However, gender equality considerations remained integral to WFP’s operational principles, partnerships, and institutional strengthening efforts. In line with WFP’s corporate commitments, programme design, policy engagement, and capacity strengthening activities were implemented with attention to inclusivity, equitable participation, and safe working environments.

In partnership with government counterparts, WFP contributed to strengthening institutional safeguards that promote safe, respectful, and accountable professional spaces. Ensuring safe working environments is particularly relevant within WFP’s advisory and technical assistance role, where meaningful participation of women in institutional processes is both a principle and a practical enabler of effective systems strengthening.

In 2025, WFP supported awareness sessions and Protection from Sexual Exploitation and Abuse (PSEA) training for provincial government staff, with a focus on designated focal points formally appointed through official decrees within technical offices. These efforts aimed to embed shared standards of conduct, accountability, and safeguarding within partner institutions rather than creating parallel mechanisms.

Overall, while Indonesia continues to advance gender equality through evolving policy frameworks and representation mechanisms, structural barriers related to economic participation, leadership, and safety environments remain key constraints. WFP’s contribution in 2025 centred on reinforcing inclusive institutional practices and safeguarding standards within broader systems-strengthening engagement.

Protection and accountability to affected people

Affected people are able to benefit from WFP programmes in a manner that ensures and promotes their safety, dignity and integrity. Affected people are able to hold WFP and partners accountable for meeting their hunger needs in a manner that reflects their views and preferences

In Indonesia, WFP operates primarily through technical assistance and policy support, rather than direct delivery of food assistance. Within this context, protection and Accountability to Affected Populations (AAP) are addressed by strengthening institutional systems, norms, and practices within government-led programmes. Throughout 2025, WFP continued to engage in a context marked by persistent protection risks, including gender-based violence, child protection concerns, and structural barriers faced by women, persons with disabilities, and other marginalized groups. These risks are compounded by economic pressures and climate-related shocks, which heighten vulnerabilities and exacerbate unequal access to services and safe spaces.

To mitigate protection risks and reinforce accountability principles, WFP supported the integration of Protection from Sexual Exploitation and Abuse (PSEA), and AAP considerations into government-led systems and coordination mechanisms. Rather than establishing parallel structures, WFP focused on strengthening awareness, clarity of roles, and shared standards among government counterparts, particularly those involved in programme design, targeting, and implementation. This included supporting clear communication around vulnerability analysis and programme objectives, contributing to transparency and trust between institutions and affected communities.

1. Safety and dignity (including PSEA)

WFP prioritized safety and dignity by reinforcing Protection from Sexual Exploitation and Abuse (PSEA) principles within its partnerships with government institutions. In 2025, WFP supported awareness-raising and training on PSEA for government counterparts, focusing on designated focal points formally appointed within technical offices. These efforts led to a strengthened institutional understanding of UN norms and expected standards of conduct, particularly in contexts where hierarchical structures and power asymmetries may limit the victims' ability to raise concerns.

2. Meaningful access (including for persons with disabilities)

Through its technical assistance role, WFP supported efforts to promote inclusive and barrier-free access within government-led food security and nutrition programmes. Where WFP supported infrastructure-related guidance, such as school feeding facilities, accessibility considerations were promoted to ensure that services can be accessed with dignity and without discrimination. Engagement with government counterparts emphasized the importance of inclusive planning and monitoring, rather than one-off accommodations.

3. Accountability to affected populations

WFP emphasized accountability through technical dialogue and advisory support, encouraging the use of community consultations, focus group discussions, and other participatory approaches to ensure that community perspectives inform programme design and adaptation. This approach supports viewing accountability as a core component of programme quality and legitimacy, even if the office operations are entirely capacity strengthening. WFP's engagement with civil society through the Technical Exchange: Indonesia's Free Nutritious Meal Programme workshop further aimed to increase accountability to the affected populations, by inviting a diversity of institutions and organizations, local capacity to engage in dialogue with institutions and contribute to decision-making related to food security and nutrition.

Overall, WFP's contribution to protection and accountability in Indonesia is grounded in strengthening systems. Embedding protection, PSEA, inclusion, and accountability principles into government partnerships, WFP supports safer and more responsive programmes that better reflect the needs and preferences of affected populations.

Environmental sustainability

WFP works to enhance the environmental and social sustainability of its operations while limiting the potentially negative impacts on people, communities and the natural environment resulting from WFP programme activities and support operations such as administration, procurement, logistics, information technology and travel

Environmental and Social Safeguards (ESS)

Indonesia faces significant environmental and social risks shaped by its geographic scale and diversity, exposure to climate-related hazards, and persistent socio-economic inequalities. Climate shocks such as extreme floods, earthquakes, and changing rainfall patterns increasingly affect food systems, livelihoods, and human capital outcomes particularly in climate-vulnerable and rural areas. These environmental risks intersect with social inequalities, including gender disparities and uneven access to services which heighten vulnerability for women, children, persons with disabilities, and other marginalized groups.

WFP Indonesia operates primarily through technical assistance, policy advisory support, and systems strengthening, rather than direct delivery of food assistance. Within this operating model, environmental and social safeguards (ESS) are addressed by supporting government institutions to anticipate, manage, and mitigate environmental and social risks within national food security and emergencies and response programmes. While a standalone ESS framework has not been operationalized at country level, in 2025 WFP remained committed to integrating core ESS principles into its engagement with government counterparts, in line with WFP corporate guidance.

WFP's ESS approach in Indonesia will continue to evolve as safeguard principles are further embedded into technical assistance and partnerships. While ESS measures are applied in a manner consistent with WFP's non-implementing role, WFP remains committed to building an agile and proportionate safeguards approach that minimizes risks and enhances the sustainability, inclusiveness, and accountability of government-led programmes.

Environmental Management System (EMS)

WFP Indonesia has not yet implemented a formal Environmental Management System (EMS). WFP continues to operate within a commercial building environment, which shapes the scope of environmental management measures that can be directly controlled at the office level.

The office has been operating in its current premises since 2007. Within these constraints, the office has progressively introduced practical sustainability measures aimed at reducing environmental impact and enhancing resource efficiency. Since 2024, LED lighting has been installed throughout the premises, contributing to reduced energy consumption and improved operational efficiency.

Waste management functions remain under the responsibility of the building management, including disposal and recycling practices. While these processes fall outside WFP's direct operational control, the office continues to align with environmentally responsible workplace practices.

In parallel, the office promotes resource-conscious behaviours among staff, including environmentally preferable procurement practices, minimization of single-use plastics, and energy-saving measures. These actions reflect WFP's commitment to advancing sustainable workplace practices within existing operational conditions.

Nutrition integration

Communities, households and individuals supported by WFP are able to meet their nutritional needs and protect their nutrition status in the face of shocks and long-term stressors, through an effective combination of fortified food, specialized nutritious products and actions to support diet diversification

Throughout 2025, progress in nutrition integration was evident through stronger alignment between policy frameworks, programme interventions, and implementation mechanisms. Nutrition considerations were embedded across regulatory systems, Social and Behaviour Change (SBC) activities, and emerging school-based nutrition models, supporting a more coherent approach to addressing the multiple drivers of malnutrition.

Regulatory advances, particularly the enactment of national fortification standards, strengthened the policy foundations required to integrate nutrition objectives within broader food systems and social protection efforts. In parallel, SBC interventions continued to promote healthier dietary behaviours and nutrition practices, while pilot initiatives generated operational learning on scalable approaches for nutritious meal delivery.

Notable achievements included the adoption of national standards, expanded SBC reach, and strengthened global partnerships that supported knowledge exchange and policy dialogue. At the same time, implementation challenges remained, including limited funding for SBC, limited geographic scale-up, and reliance on government financing for sustained expansion and longer-term sustainability.

These efforts in nutrition integration demonstrate WFP's contribution to advancing integrated approaches that address immediate, underlying, and systemic determinants of malnutrition, while incorporating gender, age, and disability considerations within a broader systems-strengthening engagement.

Partnerships

Partnerships remained central to WFP's ability to deliver high-quality technical assistance and support national priorities throughout the CSP period. In 2025, WFP further deepened collaboration with government institutions at national and subnational levels, aligning its support with Indonesia's evolving development agenda and contributing to systems strengthening across food security, nutrition, and disaster risk management.

WFP worked closely with key ministries to ensure continued alignment between CSP implementation and the Government of Indonesia's Mid-Term Development Plan (2025-2029) as well as with broader UN frameworks. Throughout the year, WFP convened extensive consultations with government counterparts, UN agencies, donors, NGOs, subnational authorities, diplomatic missions, and international financial institutions to inform the design of the upcoming CSP 2026-2030. These processes supported a more inclusive and evidence-driven strategic vision, reinforcing WFP's position as a trusted technical partner.

Indonesia's active participation, including representation through Bappenas and Ministry of Foreign Affairs at WFP's Executive Board session in November, further strengthened this alignment and highlighted the high-level visibility of the partnership.

A significant milestone in 2025 was the signing of the Memorandum of Understanding with the newly established National Nutrition Agency (Badan Gizi Nasional). The agreement formalized collaboration on the Free Nutritious Meals Programme, enabling WFP to contribute technical expertise, global best practices, and evidence-based guidance on programme design, monitoring, and scale-up. WFP also facilitated partnership implementation processes across multiple institutions, including the Ministry of Health, National Food Agency, and National Disaster Management Agency, while convening a learning workshop with BMKG to advance national climate analytics capacities.

Knowledge partnerships continued to underpin WFP's engagement. Through joint analytical work spanning food security and nutrition assessments, early warning system interoperability, geophysical risk modelling, and anticipatory action, WFP and its partners generated actionable evidence informing national planning processes. Collaboration with academic institutions, including the IPB University's Center of Excellence, was further strengthened through joint preparations for the International Seminar on School Meals, reinforcing Indonesia's leadership in regional dialogue on sustainable school feeding models.

At the subnational level, WFP facilitated sustained engagement with provincial disaster management agencies, civil society organizations, and community-based groups. These partnerships supported continued progress in preparedness, resilience building, and nutrition interventions, ensuring that WFP's technical assistance remained contextualized, demand-driven, and embedded within national systems.

Resource mobilization efforts were closely integrated with partnership strengthening. WFP advanced dialogue with traditional donors and emerging partners, securing a continuation of funding from France for school meals and support for the rice fortification study, as well as confirmed funding from Luxembourg for emergency preparedness and anticipatory action programming to reduce future vulnerabilities. Engagement with Singapore, Finland, Brazil, Norway, KOICA, and JICA further diversified the donor base. Collaboration with international financial institutions expanded, including the initiation of engagement with the Islamic Development Bank in support of MBG interventions, alongside continued coordination with the Asian Development Bank in consultation with WFP's headquarters.

Private-sector engagement grew steadily in 2025, with new partnerships initiated with Tetrapak, Tanoto Foundation, the Gates Foundation, Hormel Foods, Hyundai, and Lions Club. These collaborations enhanced WFP's ability to mobilize innovative financing, broaden technical collaboration, and strengthen advocacy on nutrition and resilience.

Internally, WFP strengthened coordination mechanisms to support partnerships and resource mobilization. Regular forecasting through internal resource management meetings and more structured proposal development and reporting processes improved timeliness, alignment, and institutional coherence.

Focus on localization

In 2025, WFP signed a new Field Level Agreement with the Indonesian Food Security Review to support kitchen modelling under the technical assistance package for MBG interventions. This collaboration ensured that programme design, testing, and delivery models were grounded in local expertise and operational realities, enabling local partners to play a central role in shaping implementation approaches aligned with community contexts.

WFP also initiated engagement with the Indonesian Food Fortification Coalition to strengthen policy advocacy and expand evidence generation on rice fortification. This partnership supported the positioning of national institutions at the forefront of agenda-setting and technical dialogue, reinforcing locally driven nutrition outcomes. This work happens in the broader Larger Scale Food Fortification forum, involving multiple international and national agencies working to promote fortified foods.

At the community level, localization efforts were further reflected in Anticipatory Action scaling initiatives. WFP supported contingency planning processes in three villages, alongside provincial-level planning activities in West Kalimantan, NTT, and Yogyakarta. Local authority and community structures actively participated in risk analysis and simulation exercises, reinforcing local decision-making capacities in emergency preparedness.

These actions illustrate WFP's localization priorities, particularly the focus on national ownership, locally grounded technical assistance, and strengthened community engagement.

Focus on UN inter-agency collaboration

Throughout the reporting period, WFP strengthened collaboration with UN agencies to support coherent, measurable, and sustainable activities aligned with national priorities. A key area of engagement was the SDG Joint Programme, where WFP partnered with UNICEF and UNFPA to explore localized funding streams. These efforts supported government counterparts in translating SDG commitments into community-level interventions, aligning resources and technical expertise with the needs of vulnerable populations.

Strategic coordination with UNICEF was reinforced through information-sharing mechanisms that strengthened coherence, reduced duplication, and enabled more integrated planning and monitoring. WFP also actively contributed to broader UN system processes, including the formulation of the UNSDCF and the Country Common Analysis (CCA), providing evidence and operational perspectives to support SDG acceleration priorities and inclusion principles.

Coordination with UNOCHA intensified through participation in the Technical Working Group on Anticipatory Action, where WFP contributed analytical and early-warning inputs to strengthen collective preparedness efforts. In parallel, WFP engaged with the humanitarian country-team and other system-wide initiatives, reinforcing shared UN commitments to sustainable development and humanitarian principles.

Financial Overview

WFP Indonesia faced challenges in 2025 due to the significant changes in the global and corporate financial outlook, which required system-wide adjustments and preparations for a leaner, more focused structure in all WFP operations. Sudden reductions in expected funding triggered a corporate right-sizing exercise, while ongoing programmatic commitments with government counterparts continued to require careful stewardship. This required a deliberate narrowing of activities to those supported by sustained resources, and staff assumed additional responsibilities as part of the optimization and transition.

Total available resources for 2025 consisted of prior-year carry-overs and newly mobilized funds. New contributions were received from private-sector partners such as DSM, traditional donors including France, the Government of Indonesia, and Irish Aid, as well as multilateral sources.

Funding by Strategic Outcome (SO)

SO1 - Analysis, Planning, and Performance

Actual expenditure in 2025 represented 32 percent of available funding. Donor support enabled WFP to carry out technical assistance that strengthened national capacities in data systems and evidence generation for policymaking.

SO2 - Anticipatory Action

Actual expenditure represented 61 percent of available funding. Flexible multilateral funding allowed WFP to deliver nearly the full scope of planned Anticipatory Action activities, driving integration into provincial regulations. Continued and diversified donor support remains vital for scaling early warning systems, strengthening local preparedness, and embedding Anticipatory Action across Indonesia's disaster risk management framework.

SO3 - School Meals

Actual expenditure represented 84 percent of available funding. Donor and private sector investments enabled progress in school meals, rice fortification, and adolescent behaviour change programming, contributing to long-term national nutrition improvements. Additional donor engagement remains important to sustain national SBC campaigns and expand innovative school-based nutrition models.

Across the three Strategic Outcomes, including Direct Support Costs (DSC), the Country Office utilized 68 percent of the total available budget while maintaining operational flexibility amid staffing reductions as part of the organizational right-sizing exercise.

The remaining balance will be carried forward to the CSP 2026-2030 to support the tight budget outlook anticipated for this new cycle. However, additional resources will be required to meet growing national demand and maintain programme momentum.

Annual CSP Financial Overview by Strategic Outcome (Amount in USD)

Result chain	Country Portfolio Needs	Implementation Plan	Available Resources	Expenditure
SDG Target 2. End Malnutrition	609,324	1,159,600	951,873	798,578
SO03: By 2025 populations at risk of multiple forms of malnutrition benefit from increased national capacity to design and implement programmes that enhance access to and promote positive behaviours on healthy diets and prevent stunting and other nutritional deficiencies	609,324	1,159,600	951,873	798,578
Activity 03: Undertake policy engagement, technical assistance and advocacy for healthy diets as a means of preventing all forms of malnutrition	609,324	1,159,600	951,873	798,578
SDG Target 5. Capacity Building	1,368,895	1,261,100	2,137,661	1,083,542
SO01: By 2025 the Government and other partners have enhanced capacity to generate and apply high-quality evidence as a basis for the reduction of food insecurity and malnutrition.	653,248	424,450	739,752	234,711
Activity 01: Provide policy engagement, technical assistance and advocacy for government and other partners to enhance attention to, and the use of, food security and nutrition evidence	653,248	424,450	739,752	234,711
SO02: By 2025 the Government, other partners and communities have enhanced capacity to mitigate the impact of disasters and climate change on food security and nutrition	715,647	836,650	1,397,909	848,831
Activity 02: Enhance partnerships, policy engagement and technical assistance to the Government, other partners and communities to reduce risks and the impact of disasters and climate change on food security and nutrition	715,647	836,650	1,397,909	848,831

Total Direct Operational Costs	1,978,219	2,420,700	3,089,535	1,882,120
Direct Support Costs (DSC)	724,915	414,050	918,519	828,687
Total Direct Costs	2,703,134	2,834,750	4,008,054	2,710,806
Indirect Support Costs (ISC)	175,704	184,259	38,567	38,567
Grand Total	2,878,838	3,019,009	4,046,621	2,749,374

Data Notes

Operational context

[1] World Bank, 2025. https://data.worldbank.org/?locations=ID-XT&utm;_

[2] BPS-Statistics Indonesia, 2025. https://www.bps.go.id/en/statistics-table/2/MTk3NSMy/jumlah-penduduk-pertengahan-tahun--ribu-jiwa-.html

[3] BPS Statistics Indonesia, 2024. https://www.bps.go.id/en/pressrelease/2024/07/01/2370/in-march-2024--the-poor-population-percentage-decreased-into-9-03-percent-.html

[4] WFP, 2025. Evaluation of Indonesia WFP Country Strategic Plan 2021-2025

[5] Ibid.

[6] Ministry of Health Indonesia, 2023 Indonesia Health Survey. https://www.badankebijakan.kemkes.go.id/hasil-ski-2023/

[7] WFP, Mind the Gap - Country Case Study: Indonesia, 2024. https://docs.wfp.org/api/documents/WFP-0000161862/download/

[8] Geoportal Data Bencana Indonesia, 2025. https://gis.bnpb.go.id/arcgis/apps/sites/?fromEdit=true#/public/pages/infografis

Gender equality and women's empowerment

[1] World Bank, 2025. https://genderdata.worldbank.org/en/economies/indonesia

[2] BPS-Statistics Indonesia, 2025. https://www.bps.go.id/en/pressrelease/2025/05/05/2430/-indonesia-s-gender-inequality-index--gii--has-consistently-declined-to-0-421--shows-an-improvement-in-gender-equality-.html

[3] World Economic Forum, Global Gender Gap Report 2025. https://www.weforum.org/publications/global-gender-gap-report-2025/

[4] Ibid.

[5] Antara News, 2025. https://en.antaranews.com/news/381544/indonesian-police-record-36000-gender-based-violence-cases-in-2025

Annex

«No data» function in outcome & cross-cutting indicators

The "No data" function has been introduced in the logframe module for reporting on outcome indicators (from 2025) and on cross-cutting indicators (from 2024 onwards). This function ensures that no data fields in the ACR data tables remain empty without explanation. The "No data" function can be applied to outcome and cross-cutting indicators at the target and follow-up levels and to cross-cutting indicators at the baseline as well. This function can be used for reporting an indicator at one level (baseline, target, or follow-up) or at two levels (baseline and follow-up). Country offices must choose either "Not collected" or "Not applicable" option.

A. **Not applicable**: used when data is not collected for **methodological note requirements**.
B. **Not collected**: used when data is not collected for **context-related reasons**.

Figures and Indicators

Strategic Outcome and Output Results

Strategic Outcome 01: By 2025 the Government and other partners have enhanced capacity to generate and apply high-quality evidence as a basis for the reduction of food insecurity and malnutrition.				**Root Causes**	
Other Output					
Activity 01: Provide policy engagement, technical assistance and advocacy for government and other partners to enhance attention to, and the use of, food security and nutrition evidence					
Corporate Output 4.1: National actors have increased capacity and knowledge to enhance policies, strategies, processes and programmes, contributing to the achievement of zero hunger and other SDGs					
CSP Output 01: Government and other partners benefit from high-quality food security and nutrition data and analysis that facilitates improved policy formulation and implementation					
Output indicator	Detailed indicator	Sub Activity	Unit of measure	Planned	Actual
C.16: Number of national institutions engaged in WFP capacity strengthening activities at national and subnational levels	C.16.g.3: Number of governmental institutions engaged in WFP capacity strengthening activities	National data & analytics (CCS)	Number	4	18
C.16: Number of national institutions engaged in WFP capacity strengthening activities at national and subnational levels	C.16.g.5: Number of national/sub-national coordination mechanisms supported	National data & analytics (CCS)	Number	1	1
C.4: Number of people engaged in capacity strengthening initiatives facilitated by WFP to enhance national stakeholder capacities contributing to Zero Hunger	C.4.g.3: Number of national partner staff participating in training and other technical assistance initiatives	National data & analytics (CCS)	Number	58	70
C.5: Number of capacity strengthening initiatives facilitated by WFP to enhance national stakeholder capacities to contribute to Zero Hunger and other SDGs	C.5.g.3: Number of other technical assistance activities provided	National data & analytics (CCS)	Number	7	6
C.5: Number of capacity strengthening initiatives facilitated by WFP to enhance national stakeholder capacities to contribute to Zero Hunger and other SDGs	C.5.g.6: Number of training sessions/workshops organized	National data & analytics (CCS)	Number	13	19
C.6: Number of tools or products developed or revised to enhance national systems contributing to zero hunger and other SDGs as part of WFP capacity strengthening	C.6.g.1: Number of tools or products developed	National data & analytics (CCS)	Number	9	7

Outcome Results							
Activity 01: Provide policy engagement, technical assistance and advocacy for government and other partners to enhance attention to, and the use of, food security and nutrition evidence							
Outcome Indicator	Sex	Baseline	End-CSP Target	2025 Target	2025 Follow-up	2024 Follow-up	Source
Target Group: Population of Indonesia, adults and children - **Location**: Indonesia - **Modality**: Capacity Strengthening - **Subactivity**: National data & analytics (CCS)							

5.4.37: Number of national policies, strategies, programmes and other system components contributing to Zero Hunger and other SDGs enhanced with WFP capacity strengthening support	**Overall**	0	≤9	≤9	0	0	WFP programme monitoring
5.4.74: Number of policies and legislative instruments contributing to Zero Hunger and other SDGs created or adapted by national stakeholders with WFP capacity strengthening support	**Overall**	0	≤1	≤1	1	1	WFP programme monitoring
5.4.75: Number of national policies, strategies, programmes and other system components contributing to Zero Hunger and other SDGs that have benefitted from WFP capacity strengthening support	**Overall**	0	≤8	≤8	6	2	WFP programme monitoring
5.4.76: Number of enhanced programme designs, processes, and platforms contributing to Zero Hunger and other SDGs endorsed by national stakeholder with WFP capacity strengthening support	**Overall**	0	≤6	≤6	4	1	WFP programme monitoring
5.4.77: Number of coordination meetings contributing to Zero Hunger and other SDGs led by national convening entity as a result of WFP capacity strengthening support	**Overall**	0	≤1	≤1	1	0	WFP programme monitoring
5.4.79: Number of Enhanced Programme Designs, Processes, and Platforms Contributing to Zero Hunger and other SDGs Implemented at Scale by National Organizations Following WFP Capacity Strengthening Support	**Overall**	0	≤1	≤1	1	0	WFP programme monitoring

Strategic Outcome 02: By 2025 the Government, other partners and communities have enhanced capacity to mitigate the impact of disasters and climate change on food security and nutrition				Resilience Building	
Other Output					
Activity 02: Enhance partnerships, policy engagement and technical assistance to the Government, other partners and communities to reduce risks and the impact of disasters and climate change on food security and nutrition					
Corporate Output 4.2: Components of national emergency preparedness and response, social protection and food systems are strengthened					
CSP Output 02: Government, other partners and communities benefit from enhanced capacity to prepare for and respond to disasters and climate change					
Output indicator	Detailed indicator	Sub Activity	Unit of measure	Planned	Actual
C.16: Number of national institutions engaged in WFP capacity strengthening activities at national and subnational levels	C.16.g.3: Number of governmental institutions engaged in WFP capacity strengthening activities	Emergency Preparedness Activities (CCS)	Number	27	74
C.16: Number of national institutions engaged in WFP capacity strengthening activities at national and subnational levels	C.16.g.3: Number of governmental institutions engaged in WFP capacity strengthening activities	Forecast-based Anticipatory Actions (CCS)	Number	80	27
C.16: Number of national institutions engaged in WFP capacity strengthening activities at national and subnational levels	C.16.g.5: Number of national/sub-national coordination mechanisms supported	Emergency Preparedness Activities (CCS)	Number	5	2
C.16: Number of national institutions engaged in WFP capacity strengthening activities at national and subnational levels	C.16.g.5: Number of national/sub-national coordination mechanisms supported	Forecast-based Anticipatory Actions (CCS)	Number	1	1
C.4: Number of people engaged in capacity strengthening initiatives facilitated by WFP to enhance national stakeholder capacities contributing to Zero Hunger	C.4.g.3: Number of national partner staff participating in training and other technical assistance initiatives	Emergency Preparedness Activities (CCS)	Number	10	10
C.4: Number of people engaged in capacity strengthening initiatives facilitated by WFP to enhance national stakeholder capacities contributing to Zero Hunger	C.4.g.3: Number of national partner staff participating in training and other technical assistance initiatives	Forecast-based Anticipatory Actions (CCS)	Number	123	161
C.5: Number of capacity strengthening initiatives facilitated by WFP to enhance national stakeholder capacities to contribute to Zero Hunger and other SDGs	C.5.g.3: Number of other technical assistance activities provided	Forecast-based Anticipatory Actions (CCS)	Number	10	9
C.5: Number of capacity strengthening initiatives facilitated by WFP to enhance national stakeholder capacities to contribute to Zero Hunger and other SDGs	C.5.g.6: Number of training sessions/workshops organized	Forecast-based Anticipatory Actions (CCS)	Number	59	71
C.6: Number of tools or products developed or revised to enhance national systems contributing to zero hunger and other SDGs as part of WFP capacity strengthening	C.6.g.1: Number of tools or products developed	Emergency Preparedness Activities (CCS)	Number	1	0
C.6: Number of tools or products developed or revised to enhance national systems contributing to zero hunger and other SDGs as part of WFP capacity strengthening	C.6.g.1: Number of tools or products developed	Forecast-based Anticipatory Actions (CCS)	Number	18	15

G.7: Percentage of tools developed or reviewed to strengthen national systems for Forecast-based Anticipatory Action	G.7.g.1: Percentage of tools developed or reviewed to strengthen national capacities for Forecast-based Anticipatory Action	Forecast-based Anticipatory Actions	%	100	50

Outcome Results							
Activity 02: Enhance partnerships, policy engagement and technical assistance to the Government, other partners and communities to reduce risks and the impact of disasters and climate change on food security and nutrition							
Outcome Indicator	Sex	Baseline	End-CSP Target	2025 Target	2025 Follow-up	2024 Follow-up	Source
Target Group: Population of Indonesia, adults and children - **Location**: Indonesia - **Modality**: Capacity Strengthening - **Subactivity**: Emergency Preparedness Activities (CCS)							
5.4.37: Number of national policies, strategies, programmes and other system components contributing to Zero Hunger and other SDGs enhanced with WFP capacity strengthening support	**Overall**	0	≤59	≤59	14	12	WFP programme monitoring
5.4.72: Number of management plans, processes and platforms contributing to Zero Hunger and other SDGs endorsed by national stakeholder with WFP capacity strengthening support	**Overall**	0	≤2	≤2	2	0	WFP programme monitoring
5.4.74: Number of policies and legislative instruments contributing to Zero Hunger and other SDGs created or adapted by national stakeholders with WFP capacity strengthening support	**Overall**		≤25	≤25	12	7	WFP programme monitoring
5.4.75: Number of national policies, strategies, programmes and other system components contributing to Zero Hunger and other SDGs that have benefitted from WFP capacity strengthening support	**Overall**	0	≤37	≤37	25	12	WFP programme monitoring
5.4.76: Number of enhanced programme designs, processes, and platforms contributing to Zero Hunger and other SDGs endorsed by national stakeholder with WFP capacity strengthening support	**Overall**	0	≤5	≤5	3	3	WFP programme monitoring
5.4.77: Number of coordination meetings contributing to Zero Hunger and other SDGs led by national convening entity as a result of WFP capacity strengthening support	**Overall**	0	≤5	≤5	4	2	WFP programme monitoring
5.4.79: Number of Enhanced Programme Designs, Processes, and Platforms Contributing to Zero Hunger and other SDGs Implemented at Scale by National Organizations Following WFP Capacity Strengthening Support	**Overall**	0	≤5	≤5	2	5	WFP programme monitoring

Strategic Outcome 03: By 2025 populations at risk of multiple forms of malnutrition benefit from increased national capacity to design and implement programmes that enhance access to and promote positive behaviours on healthy diets and prevent stunting and other nutritional deficiencies	Root Causes

Other Output

Activity 03: Undertake policy engagement, technical assistance and advocacy for healthy diets as a means of preventing all forms of malnutrition

Corporate Output 2.2: Children, pregnant women and girls and new mothers, and other nutritionally vulnerable populations benefit from programmes to prevent and treat malnutrition and improve diets

CSP Output 03: Increased national capacity to design and implement programmes that enhance access to and promote positive behaviours with regard to healthy diets for targeted people

Output indicator	Detailed indicator	Sub Activity	Unit of measure	Planned	Actual
C.16: Number of national institutions engaged in WFP capacity strengthening activities at national and subnational levels	C.16.g.3: Number of governmental institutions engaged in WFP capacity strengthening activities	Malnutrition Prevention (CCS)	Number	0	72
C.16: Number of national institutions engaged in WFP capacity strengthening activities at national and subnational levels	C.16.g.5: Number of national/sub-national coordination mechanisms supported	Malnutrition Prevention (CCS)	Number	1	1
C.4: Number of people engaged in capacity strengthening initiatives facilitated by WFP to enhance national stakeholder capacities contributing to Zero Hunger	C.4.g.3: Number of national partner staff participating in training and other technical assistance initiatives	Malnutrition Prevention (CCS)	Number	0	217
C.5: Number of capacity strengthening initiatives facilitated by WFP to enhance national stakeholder capacities to contribute to Zero Hunger and other SDGs	C.5.g.6: Number of training sessions/workshops organized	Malnutrition Prevention (CCS)	Number	1	1

Outcome Results

Activity 03: Undertake policy engagement, technical assistance and advocacy for healthy diets as a means of preventing all forms of malnutrition

Outcome Indicator	Sex	Baseline	End-CSP Target	2025 Target	2025 Follow-up	2024 Follow-up	Source
Target Group: Population of Indonesia, adults and children - **Location**: Indonesia - **Modality**: Capacity Strengthening - **Subactivity**: Malnutrition Prevention (CCS)							
2.2.37: Number of national policies, strategies, programmes and other system components contributing to Zero Hunger and other SDGs enhanced with WFP capacity strengthening support	**Overall**	0	≤22	≤22	4	3	WFP programme monitoring
2.2.72: Number of management plans, processes and platforms contributing to Zero Hunger and other SDGs endorsed by national stakeholder with WFP capacity strengthening support	**Overall**	0	≤5	≤5	6	0	WFP programme monitoring
2.2.74: Number of policies and legislative instruments contributing to Zero Hunger and other SDGs created or adapted by national stakeholders with WFP capacity strengthening support	**Overall**	0	≤4	≤4	3	2	WFP programme monitoring

2.2.75: Number of national policies, strategies, programmes and other system components contributing to Zero Hunger and other SDGs that have benefitted from WFP capacity strengthening support	**Overall**	0	≤38	≤38	26	8	WFP programme monitoring
2.2.76: Number of enhanced programme designs, processes, and platforms contributing to Zero Hunger and other SDGs endorsed by national stakeholder with WFP capacity strengthening support	**Overall**	0	≤14	≤14	8	5	WFP programme monitoring
2.2.77: Number of coordination meetings contributing to Zero Hunger and other SDGs led by national convening entity as a result of WFP capacity strengthening support	**Overall**	0	≤16	≤16	14	7	WFP programme monitoring
2.2.79: Number of Enhanced Programme Designs, Processes, and Platforms Contributing to Zero Hunger and other SDGs Implemented at Scale by National Organizations Following WFP Capacity Strengthening Support	**Overall**	0	≤3	≤3	1	1	WFP programme monitoring

Cross-cutting Indicators

Protection indicators

Protection indicators							
Cross-cutting indicators at CSP level							
CrossCutting Indicator	Sex	Baseline	End-CSP Target	2025 Target	2025 Follow-up	2024 Follow-up	Source
CC.1.5: Country office meets or exceeds UNDIS entity accountability framework standards concerning accessibility (QCPR)	**Overall**	Missing	Meeting	Meeting	Approaching	Approaching	WFP programme monitoring

Accountability to affected people indicators

Accountability indicators							
Cross-cutting indicators at CSP level							
CrossCutting Indicator	Sex	Baseline	End-CSP Target	2025 Target	2025 Follow-up	2024 Follow-up	Source
CC.2.2: Country office meets or exceeds United Nations Disability Inclusion Strategy (UNDIS) standards on consulting organizations of persons with disabilities (QCPR)	**Overall**	Approaching	Meeting	Meeting	Approaching	Approaching	WFP programme monitoring

Cover page photo © WFP

Focus Group Discussion on Anticipatory Action facilitated by WFP

World Food Programme

Contact info
Jaakko Valli
jaakko.valli@wfp.org

https://www.wfp.org/countries/indonesia

Financial Section

Financial information is taken from WFP's financial records which have been submitted to WFP's auditors.

Annual Country Report

Indonesia Country Portfolio Budget 2025 (2021-2025)

Annual Financial Overview for the period 1 January to 31 December 2025 (Amount in USD)

Annual CPB Overview

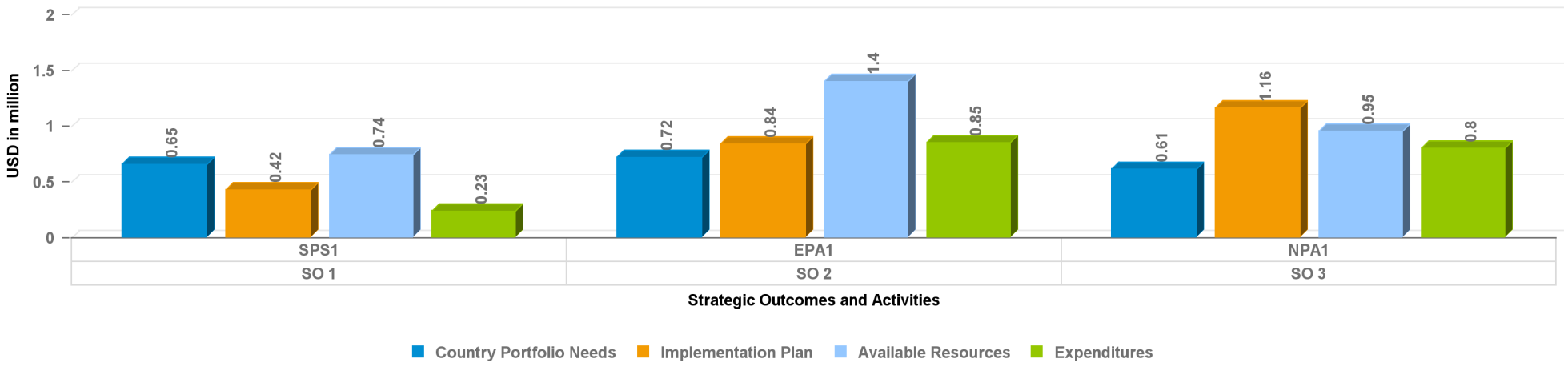

Code	Strategic Outcome
SO 1	By 2025 the Government and other partners have enhanced capacity to generate and apply high-quality evidence as a basis for the reduction of food insecurity and malnutrition.
SO 2	By 2025 the Government, other partners and communities have enhanced capacity to mitigate the impact of disasters and climate change on food security and nutrition
SO 3	By 2025 populations at risk of multiple forms of malnutrition benefit from increased national capacity to design and implement programmes that enhance access to and promote positive behaviours on healthy diets and prevent stunting and other nutritional deficiencies

Code	Activity Code	Country Activity Long Description
SO 1	SPS1	Provide policy engagement, technical assistance and advocacy for government and other partners to enhance attention to, and the use of, food security and nutrition evidence
SO 2	EPA1	Enhance partnerships, policy engagement and technical assistance to the Government, other partners and communities to reduce risks and the impact of disasters and climate change on food security and nutrition
SO 3	NPA1	Undertake policy engagement, technical assistance and advocacy for healthy diets as a means of preventing all forms of malnutrition

Annual Country Report

Indonesia Country Portfolio Budget 2025 (2021-2025)

Annual Financial Overview for the period 1 January to 31 December 2025 (Amount in USD)

SDG Target	Strategic Outcome	Country Activity Description	Country Portfolio Needs	Implementation Plan	Available Resources	Expenditures
2.2	By 2025 populations at risk of multiple forms of malnutrition benefit from increased national capacity to design and implement programmes that enhance access to and promote positive behaviours on healthy diets and prevent stunting and other nutritional deficiencies	Undertake policy engagement, technical assistance and advocacy for healthy diets as a means of preventing all forms of malnutrition	609,324	1,159,600	951,873	798,578
Subtotal SDG Target 2.2 End Malnutrition (SDG Target 2.2)			**609,324**	**1,159,600**	**951,873**	**798,578**
17.9	By 2025 the Government and other partners have enhanced capacity to generate and apply high-quality evidence as a basis for the reduction of food insecurity and malnutrition.	Provide policy engagement, technical assistance and advocacy for government and other partners to enhance attention to, and the use of, food security and nutrition evidence	653,248	424,450	739,752	234,711
	By 2025 the Government, other partners and communities have enhanced capacity to mitigate the impact of disasters and climate change on food security and nutrition	Enhance partnerships, policy engagement and technical assistance to the Government, other partners and communities to reduce risks and the impact of disasters and climate change on food security and nutrition	715,647	836,650	1,397,909	848,831
Subtotal SDG Target 17.9 Capacity Building (SDG Target 17.9)			**1,368,895**	**1,261,100**	**2,137,661**	**1,083,542**
	Non SO Specific	Non Activity Specific	0	0	0	0
Subtotal SDG Target			**0**	**0**	**0**	**0**
Total Direct Operational Cost			**1,978,219**	**2,420,700**	**3,089,535**	**1,882,120**
Direct Support Cost (DSC)			**724,915**	**414,050**	**918,519**	**828,687**
Total Direct Costs			**2,703,134**	**2,834,750**	**4,008,054**	**2,710,806**
Indirect Support Cost (ISC)			**175,704**	**184,259**	**38,567**	**38,567**
Grand Total			**2,878,838**	**3,019,009**	**4,046,621**	**2,749,374**

Michael Hemling
Chief
Contribution Accounting and Donor Financial Reporting Branch

26/01/2026 09:37:32

Columns Definition

Country Portfolio Needs
Latest annual approved version of operational needs as of December of the reporting year. WFP's needs-based plans constitute an appeal for resources to implement operations which are designed based on needs assessments undertaken in collaboration with government counterparts and partners

Implementation Plan
Latest approved prioritized funding requirements, derived from needs-based plan (incl. ISC), which is prioritized and adjusted based on the funding forecasts, available resources, and operational challenges

Available Resources
Unspent Balance of Resources carried forward, Allocated contribution in the current year, Advances and Other resources in the current year. It excludes contributions that are stipulated by donor for use in future years

Expenditures
Monetary value of goods and services received and recorded within the reporting year

Annual Country Report

Indonesia Country Portfolio Budget 2025 (2021-2025)

Cumulative Financial Overview as at 31 December 2025 (Amount in USD)

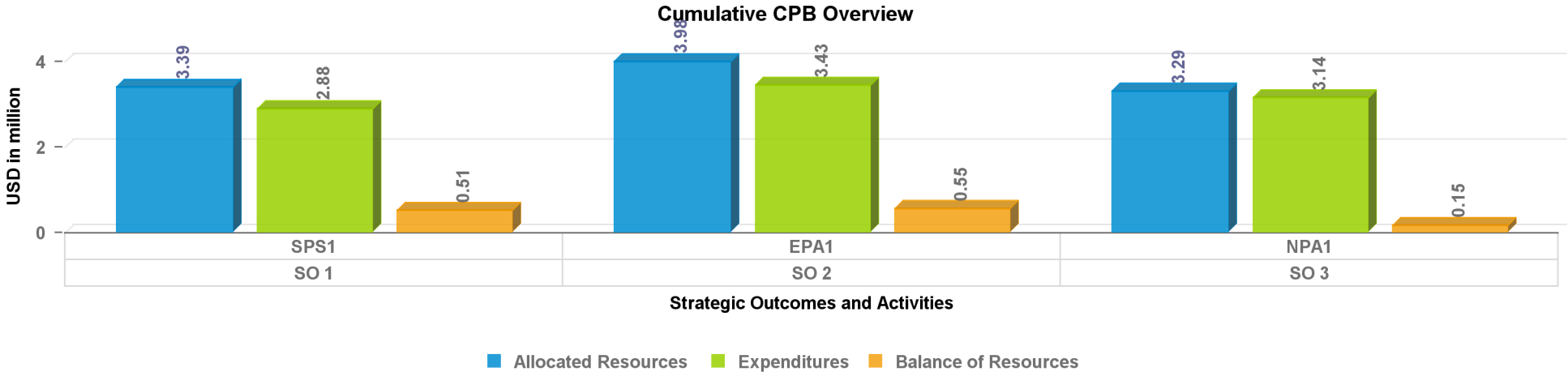

Code	Strategic Outcome
SO 1	By 2025 the Government and other partners have enhanced capacity to generate and apply high-quality evidence as a basis for the reduction of food insecurity and malnutrition.
SO 2	By 2025 the Government, other partners and communities have enhanced capacity to mitigate the impact of disasters and climate change on food security and nutrition
SO 3	By 2025 populations at risk of multiple forms of malnutrition benefit from increased national capacity to design and implement programmes that enhance access to and promote positive behaviours on healthy diets and prevent stunting and other nutritional deficiencies

Code	Activity Code	Country Activity - Long Description
SO 1	SPS1	Provide policy engagement, technical assistance and advocacy for government and other partners to enhance attention to, and the use of, food security and nutrition evidence
SO 2	EPA1	Enhance partnerships, policy engagement and technical assistance to the Government, other partners and communities to reduce risks and the impact of disasters and climate change on food security and nutrition
SO 3	NPA1	Undertake policy engagement, technical assistance and advocacy for healthy diets as a means of preventing all forms of malnutrition

Annual Country Report

Indonesia Country Portfolio Budget 2025 (2021-2025)

Cumulative Financial Overview as at 31 December 2025 (Amount in USD)

SDG Target	Strategic Outcome	Country Activity Description	Country Portfolio Needs	Allocated Contributions	Advance and Allocation	Allocated Resources	Expenditures	Balance of Resources
2.2	By 2025 populations at risk of multiple forms of malnutrition benefit from increased national capacity to design and implement programmes that enhance access to and promote positive behaviours on healthy diets and prevent stunting and other nutritional deficiencies	Undertake policy engagement, technical assistance and advocacy for healthy diets as a means of preventing all forms of malnutrition	3,387,027	3,291,276	0	3,291,276	3,137,981	153,295
Subtotal SDG Target 2.2 End Malnutrition (SDG Target 2.2)			**3,387,027**	**3,291,276**	**0**	**3,291,276**	**3,137,981**	**153,295**
17.9	By 2025 the Government and other partners have enhanced capacity to generate and apply high-quality evidence as a basis for the reduction of food insecurity and malnutrition.	Provide policy engagement, technical assistance and advocacy for government and other partners to enhance attention to, and the use of, food security and nutrition evidence	3,606,249	3,385,808	0	3,385,808	2,880,767	505,041
	By 2025 the Government, other partners and communities have enhanced capacity to mitigate the impact of disasters and climate change on food security and nutrition	Enhance partnerships, policy engagement and technical assistance to the Government, other partners and communities to reduce risks and the impact of disasters and climate change on food security and nutrition	4,062,576	3,982,120	0	3,982,120	3,433,042	549,078
Subtotal SDG Target 17.9 Capacity Building (SDG Target 17.9)			**7,668,825**	**7,367,928**	**0**	**7,367,928**	**6,313,809**	**1,054,120**

This computer generated report is certified by the Chief of Contribution Accounting and Donor Financial Reporting Branch (CFORC)

Annual Country Report

Indonesia Country Portfolio Budget 2025 (2021-2025)

Cumulative Financial Overview as at 31 December 2025 (Amount in USD)

SDG Target	Strategic Outcome	Country Activity Description	Country Portfolio Needs	Allocated Contributions	Advance and Allocation	Allocated Resources	Expenditures	Balance of Resources
	Non SO Specific	Non Activity Specific	0	0	0	0	0	0
Subtotal SDG Target			**0**	**0**	**0**	**0**	**0**	**0**
Total Direct Operational Cost			**11,055,852**	**10,659,205**	**0**	**10,659,205**	**9,451,790**	**1,207,415**
Direct Support Cost (DSC)			**3,806,705**	**3,320,444**	**0**	**3,320,444**	**3,230,611**	**89,833**
Total Direct Costs			**14,862,557**	**13,979,648**	**0**	**13,979,648**	**12,682,400**	**1,297,248**
Indirect Support Cost (ISC)			**966,066**	**625,012**		**625,012**	**625,012**	**0**
Grand Total			**15,828,623**	**14,604,660**	**0**	**14,604,660**	**13,307,412**	**1,297,248**

This donor financial report is interim

Michael Hemling
Chief
Contribution Accounting and Donor Financial Reporting Branch

Columns Definition

Country Portfolio Needs
Latest approved version of operational needs. WFP's needs-based plans constitute an appeal for resources to implement operations which are designed based on needs assessments undertaken in collaboration with government counterparts and partners

Allocated Contributions
Allocated contributions include confirmed contributions with exchange rate variations, multilateral contributions, miscellaneous income, resource transferred, cost recovery and other financial adjustments (e.g. refinancing). It excludes internal advance and allocation and contributions that are stipulated by donor for use in future years.

Advance and allocation
Internal advanced/allocated resources but not repaid. This includes different types of internal advance (Internal Project Lending or Macro-advance Financing) and allocation (Immediate Response Account)

Allocated Resources
Sum of Allocated Contributions, Advance and Allocation

Expenditures
Cumulative monetary value of goods and services received and recorded within the reporting period

Balance of Resources
Allocated Resources minus Expenditures