WFP

World Food Programme

SAVING LIVES

CHANGING LIVES

South Sudan

Annual Country Report 2025

Country Strategic Plan

2023 - 2026

Table of contents

Overview . . . 3

Operational context . . . 8

From Floodwaters to Fuel . . . 11

Programme performance . . . 13

Strategic outcome 01 . . . 13

Strategic outcome 02 . . . 16

Strategic outcome 03 . . . 19

Strategic outcome 04 . . . 22

Strategic outcome 05 . . . 24

Cross-cutting results . . . 27

Gender equality and women's empowerment . . . 27

Protection and accountability to affected people . . . 29

Environmental sustainability . . . 31

Nutrition integration . . . 33

Partnerships . . . 34

Financial Overview . . . 37

Data Notes . . . 43

Annex . . . 51

Reporting on beneficiary information in WFP's annual country reports . . . 51

Figures and Indicators . . . 52

Beneficiaries by Sex and Age Group . . . 52

Beneficiaries by Residence Status . . . 52

Beneficiaries by Programme Area . . . 52

Annual Food Transfer (mt) . . . 53

Annual Cash Based Transfer and Commodity Voucher (USD) . . . 54

Strategic Outcome and Output Results . . . 56

Cross-cutting Indicators . . . 89

Overview

Key messages

South Sudan grappled with armed conflict, economic decline, climate-induced disasters and displacement which disrupted livelihoods, restricted access, and drove millions into acute food and nutrition insecurity.

WFP provided food assistance to 4.2 million people through 143,000 metric tons (mt) of food and USD 65 million in cash-based transfers to crisis-affected communities, refugees, returnees and static Internally Displaced Persons.

WFP integrated life-saving assistance with long-term recovery through programmes such nutrition assistance, school feeding, asset creation and livelihoods, and infrastructure development. These programmes strengthened community resilience, promoted social cohesion and supported government-led efforts to build sustainable pathways toward food and nutrition security.

South Sudan faced a convergence of humanitarian, economic, political, security and environmental challenges in 2025. Armed conflict, economic deterioration, climate-induced disasters and widespread displacement disrupted livelihoods and restricted access to services. The overlapping crises pushed millions of people into acute food and nutrition insecurity and weakened household and community resilience and economic stability.

Overall, WFP assisted 4.2 million people with 143,000 metric tons (mt) of food and USD 65 million in cash-based transfers (CBT). Of those assisted, 2.9 million were crisis-affected people, including host communities, Internally Displaced Persons, refugees, returnees, and flood-affected populations. WFP provided specialised nutritious foods to 1.5 million children aged 6-59 months and pregnant and breastfeeding women to prevent and supplement moderate acute malnutrition. The performance of the moderate acute malnutrition supplementation programme recorded positive results, with cure rates, defaulter rates, non-response rates and mortality rates all surpassing the SPHERE standards.[1] Strong service delivery, early detection of malnutrition and consistent follow-up ensured the targeted people received the care they needed and stayed on track to recover. WFP provided school meals to 374,000 children, while 240,000 people benefited from asset creation and livelihood activities,[2] including 52,000 smallholder farmers who received training in marketing and post-harvest handling. Additionally, 352,000 crisis-affected people participated in the General Food Distribution Plus programme,[2] which combined immediate food relief with early recovery activities. WFP procured 8,500 mt of food locally, injecting USD 4.7 million into the local economy. Of this, 1,300 mt of maize and sorghum worth over USD 600,000 was from local smallholder farmers, linking them to markets and increasing their incomes. The use of CBT as a transfer modality across different programmes stimulated demand for local agricultural produce and other goods, invigorated markets and bolstered the livelihoods of local farmers, traders and small-scale entrepreneurs.

Sustained conflict in the Greater Upper Nile region forced WFP to roll out a famine prevention response[3] from September targeting 381,000 people in seven high-risk counties to prevent deterioration into catastrophic food insecurity. The response, a key element of the inter-cluster Integrated Emergency Response Plan, helped avert extreme food and nutrition crisis. By 31 December, WFP had assisted 250,000 people under this response.

WFP advanced progress towards achieving zero hunger by integrating humanitarian assistance with development and peacebuilding efforts. Through the Reconciliation Stabilization and Resilience Trust Fund (RSRTF), WFP implemented programmes in Jonglei and Warrap states and the Greater Pibor Administrative Area, engaging 42,000 participants in peace and resilience-building activities. The project focused on key conflict hotspots and emphasized cross-border social cohesion, fostering stability while supporting communities in building sustainable pathways toward recovery and food security. One key achievement was the completion of the Wuno and Bichbich airstrips in the Greater Pibor Administrative Area by RSRTF participants, which enabled the first-ever flights to land in the area.

South Sudan experienced severe climate-related and human-induced shocks, requiring a forward-looking disaster risk management system to protect at risk populations. WFP and the Intergovernmental Authority on Development's Climate Prediction and Application Centre trained the South Sudan Meteorological Services Department on drought forecasting and the development of thresholds and triggers to guide anticipatory action (AA) activation and implementation. The trigger thresholds were included in the AA Plan set for finalisation by March 2026. WFP also supported the Government to develop the AA Roadmap which laid the foundation for a proactive disaster risk management approach that places communities at the centre of preparedness to act early, enabling timely and

effective actions that mitigate disaster impacts before they fully unfold.

WFP rehabilitated 516 km of roads across Jonglei, Western Equatoria, Eastern Equatoria, Unity, and Upper Nile states, improving inter-state trade, enhancing market integration and facilitating the timely delivery of humanitarian assistance. WFP repaired 46 km of flood protection dykes, safeguarding communities living along these areas by reducing flood risks and protecting lives and livelihoods from recurring climate shocks.

The United Nations Humanitarian Air Service transported 49,000 passengers and over 700 mt of light humanitarian cargo to multiple locations, ensuring rapid humanitarian response, particularly in hard-to-reach areas. The Logistics Cluster transported 4,600 mt of health, logistics, protection, food security, and water sanitation and hygiene items to multiple locations by river and air. WFP leveraged on its extensive supply chain capabilities to deliver 143,000 mt of food across South Sudan, ensuring access to life-saving assistance for vulnerable communities.

WFP registered 1.9 million people in SCOPE,[4] raising the total number of people registered to 8.7 million. SCOPE registration reduced duplication and ensured assistance reached only those targeted, enhancing accuracy and optimizing resources.

Existing gender disparities in South Sudan worsen food insecurity by restricting women's access and control of essential resources. WFP established 500 Village Savings and Loan Associations with 14,500 members (8,700 women and 5,800 men), mobilizing USD 142,000 in savings. Targeted training empowered women to access capital, grow businesses and strengthen resilience, while vocational skills enhanced their incomes, food security and recovery for gender-based violence survivors.

South Sudan continues to lag in implementing the Sustainable Development Goals (SDGs),[5] particularly in education, maternal health and nutrition. South Sudan has one of the lowest primary school completion rates globally, at 18 percent for girls and 30 percent for boys,[6] with 2.8 million children remaining out of school. Global Acute Malnutrition remains high[7] in most of the counties,[8] and 3.2 million children and pregnant and breastfeeding women remain at risk of acute malnutrition,[9] a 22 percent increase from 2024. WFP contributed to SDG 2.1 (access to food) by providing food assistance to 2.9 million crisis-affected people, nutrition assistance to 1.5 million people (SDG 2.2), and income generation support to 52,000 smallholders (SDG 2.4). WFP collaborated with 217 partners through multi-stakeholder platforms, contributing to SDG 17. Of the people assisted, 628,000 were people living with disabilities.

WFP forged strategic partnerships with UN agencies, NGOs, International Financial Institutions, private sector actors and the Government to overcome policy and operational challenges while delivering humanitarian assistance and resilience-focused solutions to shock-affected communities. WFP and UNICEF undertook joint activities to combat malnutrition and build government capacity, while joint initiatives with FAO supported community resilience. Through the RSRTF programme, WFP worked alongside UN agencies and NGOs to reduce community violence. The programme combined WFP's resilience expertise with partners' stabilization and peacebuilding approaches to foster social cohesion. WFP worked with the Ministry of Roads and Bridges to coordinate infrastructure rehabilitation and flood-mitigation projects in priority areas, reinforcing both humanitarian access and long-term resilience.

The South Sudan operation remained one of WFP's six most critical humanitarian operations facing severe pipeline breaks globally.[10] All the 2.9 million people assisted under the general food assistance received a 50 to 70 percent of the food basket. From October, the food basket distributed by WFP was missing key food items, including pulses and vegetable oil, as WFP faced severe funding gaps. WFP provided year-round assistance to refugees, IDPs and new arrivals, while host communities received support during the lean season.

4,192,856

Total beneficiaries in 2025

56% **female**

44% **male**

Estimated number of persons with disabilities: 628,929 (54% Female, 46% Male)

Beneficiaries by Sex and Age Group

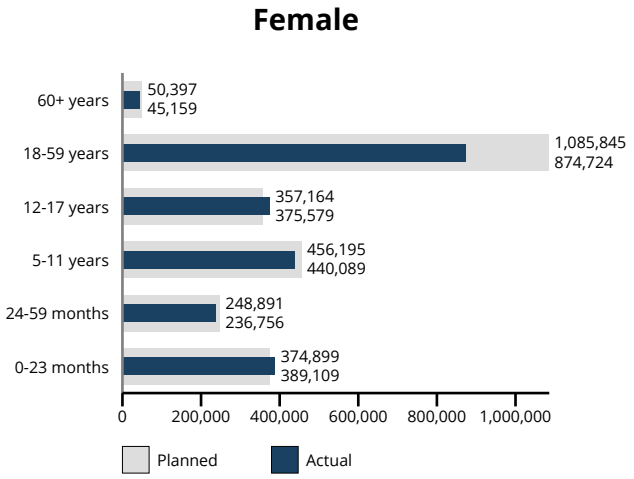

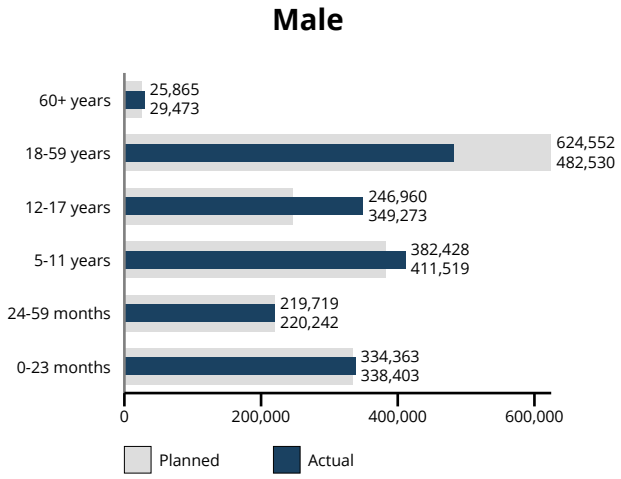

Beneficiaries by Residence Status

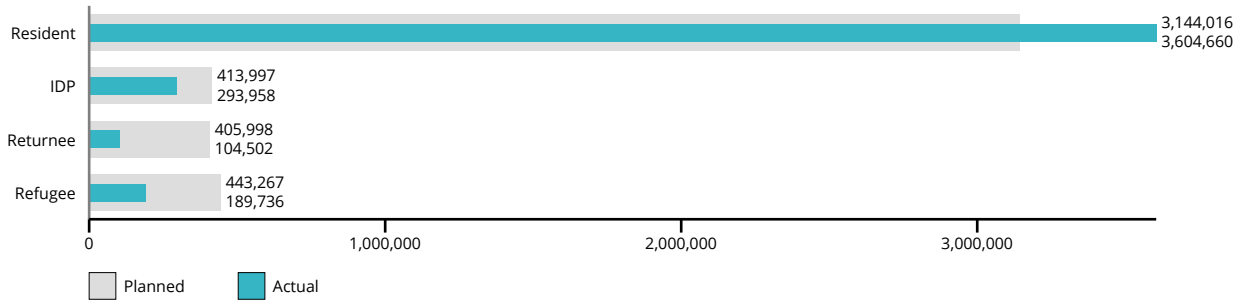

Beneficiaries by Programme Area

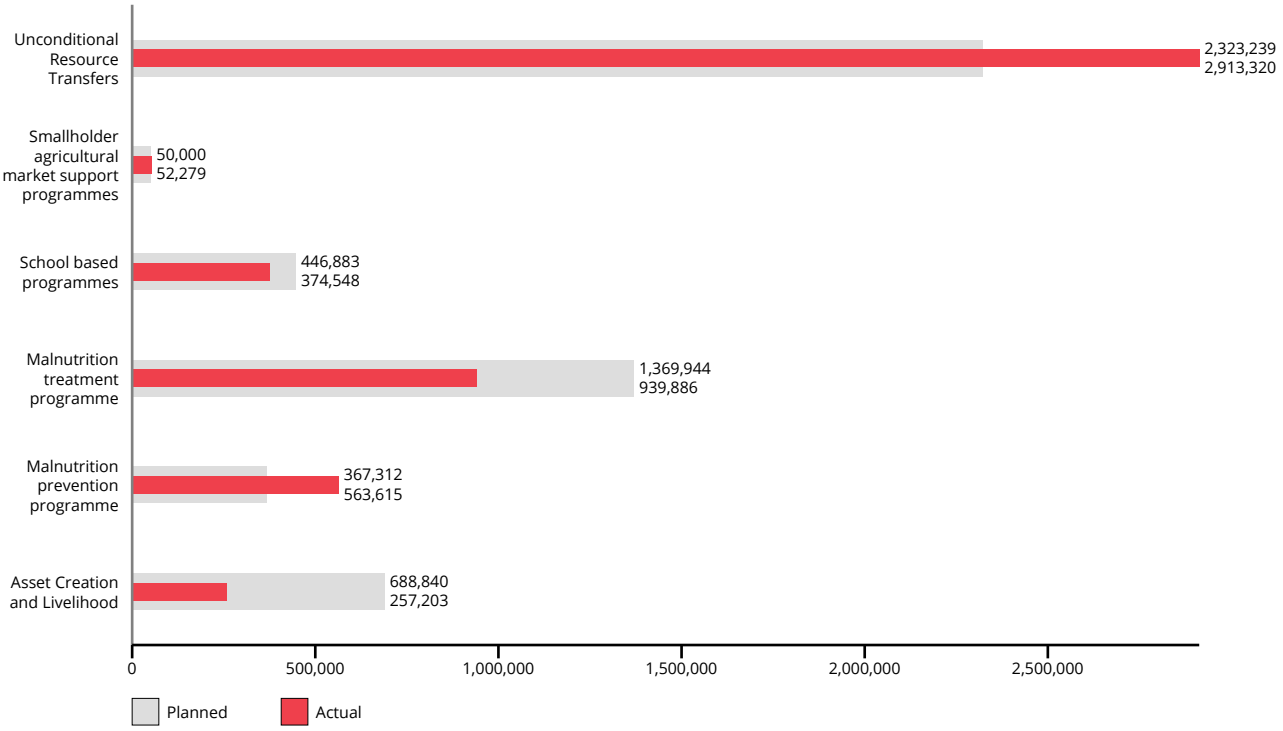

Beneficiaries by Modality

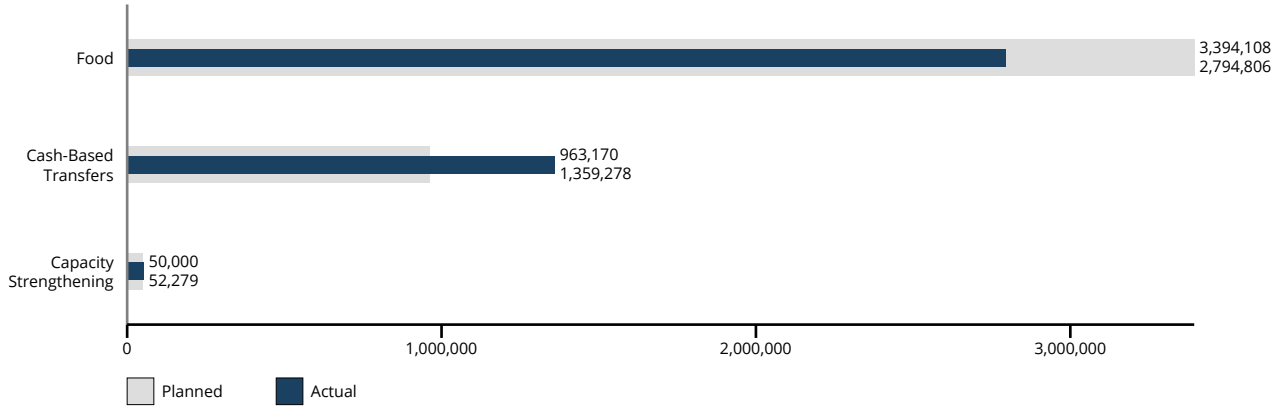

Total Transfers by Modality



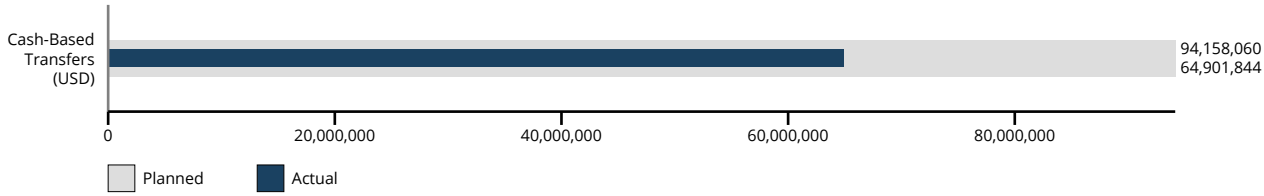

Annual Food Transfer (mt)

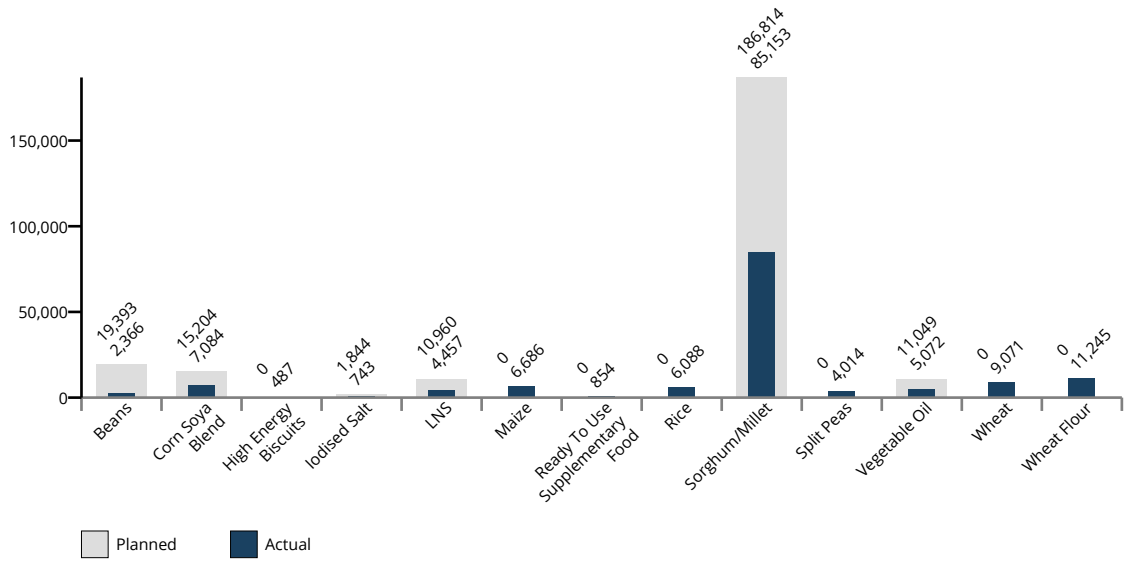

Annual Cash Based Transfer and Commodity Voucher (USD)

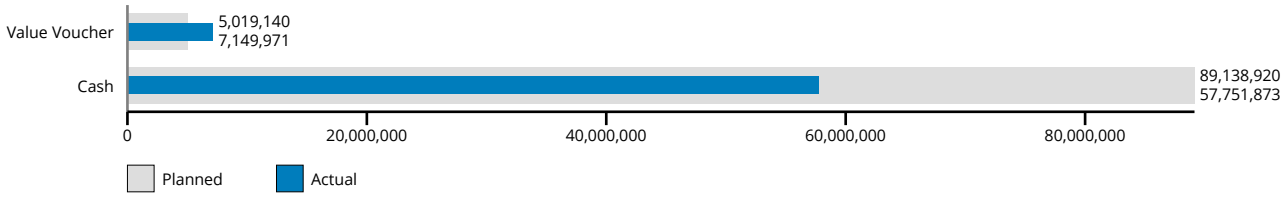

Operational context

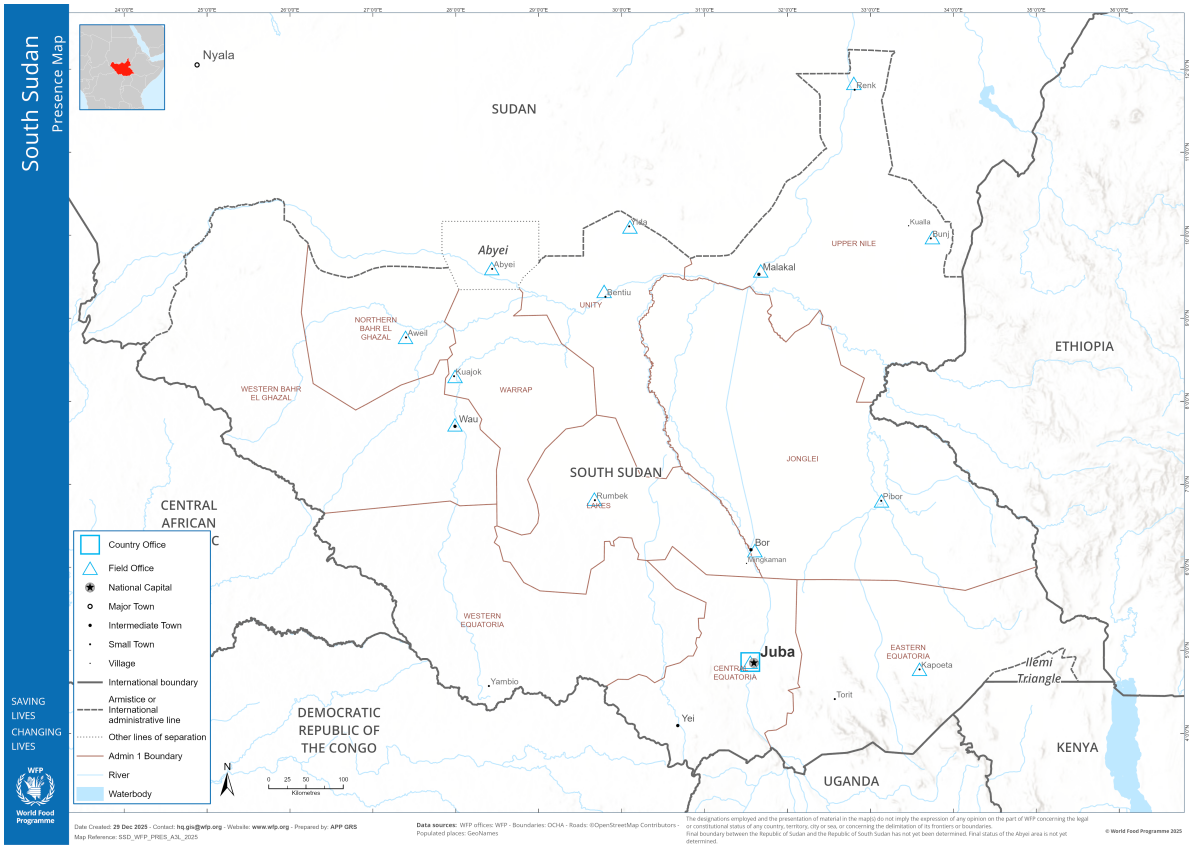

South Sudan faced humanitarian, security, political, economic and environmental crises, which continued to push millions of families into food and nutrition insecurity and eroded their economic capacity, resilience, and social safety nets. Armed clashes between government and opposition forces in Upper Nile, Jonglei, Western Bahr el Ghazal, Central, Eastern, and Western Equatoria states displaced 326,000 people[1] within and across borders between March and December, exacerbating the pre-existing displacement crisis.[2] As of 31 December, South Sudan had 2 million[3] Internally Displaced Persons (IDPs).

The Sudan conflict forced 313,000 people[4] into South Sudan in 2025, bringing the total number of people that had entered South Sudan since April 2023 to 1.3 million.[5] As of 31 December, South Sudan hosted over 600,000 refugees.[6]

About 9.3 million people[7] required humanitarian assistance in 2025. The Integrated Food Security Phase Classification (IPC)[8] update released in June 2025 revealed worsening acute food insecurity trends in areas affected by clashes, including Ulang, Nasir, Canal-Pigi and Fangak counties. About 7.7 million people faced IPC Phase 3 (Crisis) and above, with 83,000 facing Phase 5 (Catastrophe) and 2.4 million people facing IPC Phase 4 (Emergency) between April and July. About 2.1 million children aged 6-59 months and 1.1 million pregnant and breastfeeding women remained at risk of acute malnutrition.

South Sudan is one of the most climate-vulnerable countries in the world,[9] marked by frequent floods and dry spells, with severe consequences for livelihoods, where 85 percent[10] of the population rely on rain-fed subsistence agriculture. Fourteen years since independence, the country has endured severe dry spells (2011, 2015) and floods (2014, 2017, 2019 - 2022, 2024 and 2025). Severe flooding swept across the country between August and December, affecting 1.35 million people[11] across six states,[12] including displacing 376,000 people. Floods submerged homes and social facilities, disrupting access to education, health, nutrition and water services.[13] Critical supply routes became impassable, hampering the delivery of humanitarian aid and commercial supplies to affected areas.

South Sudan grappled with the longest cholera crisis in its history.[14] Since declaring the outbreak in October 2024, the country recorded 96,000 cases[15] and 1,500 fatalities by 31 December 2025.[16] The cholera crisis exacerbated existing vulnerabilities, leaving communities struggling to survive amid security and other emergencies.

South Sudan's economy contracted by 23.8 percent in 2025, driven by the disruption of the oil exports through Sudan.[17] The South Sudanese Pound (SSP) depreciated by 17 percent between January and December 2025.[18] Since the

start of the Sudan conflict, the SSP had depreciated by 82 percent, triggering high food prices and exacerbating the vulnerability of poor households. As of November 2025, the standard basket cost stood at 580 percent above its pre-Sudan conflict level on average across monitored markets.[19]

South Sudan continues to face education gaps. Adult literacy remains the lowest in the region, at 34.5 percent in 2022.[20] Among youth aged 15-24, literacy stands at 47.9 percent.[21] Of the 2.8 million out-of-school children,[22] 53 percent are girls.

South Sudan's road infrastructure remains underdeveloped, with only 2 percent of its 20,000 km network paved.[23] The poor infrastructure hampers trade and humanitarian aid delivery and weakens market connectivity. Inadequate transport isolates communities, reinforcing marginalization and restricting access to essential social and economic opportunities.

Social norms influence the daily realities of women, reinforcing inequalities across social services. Low female literacy rates limit access to quality healthcare, while harmful traditional practices hinder women's advancement. Gender-based violence remains widespread, disproportionately affecting women and children. About 65 percent[24] of South Sudanese women and girls have experienced physical and sexual violence in their lifetime, with most experiencing this violence for the first time below the age of 18 years.[25]

South Sudan continues to confront obstacles in strengthening its institutional capacities and meeting humanitarian and development demands. Social protection, data analytics, early warning mechanisms and institutional capacities remain underdeveloped, limiting government's ability to anticipate, manage and respond effectively to crises.

South Sudan's Revised National Development Strategy (R-NDS, 2021-2024), extended to December 2026,[26] serves as a key framework for transitioning from humanitarian reliance to sustainable development under the theme "Consolidate Peace, Stabilize the Economy." The R-NDS embraces a humanitarian-development-peace nexus approach to drive long-term resilience. Complementary policies include the Durable Solutions Strategy and Plan of Action for Refugees, Internally Displaced Persons, Returnees, and Host Communities, the General Education Strategic Plan, the National Social Protection Policy Framework, the South Sudan Gender-Based Violence Bill (2024),[27] all aimed at fostering inclusive recovery and development.

Despite the ongoing policy efforts, political, security, economic and climate-related challenges persist. South Sudan continues to navigate the long-term impacts of the five-year civil war that ended in 2018, while subnational violence and political tensions continue to undermine stability. Economic stagnation, compounded by inflation, further strains households and communities' resilience. Recurring floods and dry spells, driven by climate crisis, disrupt agriculture and displace populations, intensifying humanitarian needs and slowing progress toward sustainable development.

WFP delivers food and nutrition assistance to crisis-affected populations, anchoring its efforts in emergency response and resilience-building. Aligned with Sustainable Development Goal (SDG) 2, Strategic Outcome 1 ensures shock-affected people receive unconditional food and cash-based transfers to meet immediate needs. Strategic Outcome 2 focuses on improving nutrition for vulnerable groups in line with national guidelines, while Strategic Outcome 3 focuses on promoting sustainable food systems and resilient livelihoods for food-insecure communities. Strategic Outcome 4 focuses on strengthening the capacity of national institutions and partners to manage food security, nutrition, social protection and climate adaptation programmes. Aligned with SDG 17, Strategic Outcome 5 focuses on providing dependable common services and technical expertise to humanitarian and development actors working to reach those most in need.

WFP undertook a budget revision to its South Sudan Country Strategic Plan (CSP 2023-2025), extending its implementation by 12 months to December 2026. This extension ensures alignment with the United Nations Sustainable Development Cooperation Framework for South Sudan, which the Government and partners extended, thereby maintaining coherence with national development priorities and plans.

Risk management

WFP faced multiple operational risks while delivering food assistance across the country, including political instability, violence, aid diversion, looting, access constraints, inflation, funding challenges and sexual exploitation and abuse (SEA).

WFP reduced food prepositioning in insecure areas and strengthened collaboration with local authorities to mitigate looting. WFP also intensified access negotiations in conflict-affected areas to ensure principled, conflict-sensitive delivery of life-saving assistance to vulnerable populations.

WFP enhanced oversight through joint monitoring, digital beneficiary management systems, strengthened commodity reconciliation, and functional feedback mechanisms to prevent food diversion.

Continuous market monitoring, adjustment of transfer values, scenario-based budgeting and engagement with the Government and donor on cost pressures addressed inflation, protecting the affected people's purchasing power. To address funding challenges and late confirmation of funding, WFP advocated timely funding confirmation and implemented internal financing mechanisms to allow early prepositioning.

WFP implemented measures to mitigate SEA risks through staff and partner training, community sensitization, encouraging reporting, partner vetting, enforcement of Protection from Sexual Exploitation and Abuse (PSEA) measures, and implementation of the in-country system-wide PSEA strategy.

WFP collaborated with national authorities, local partners, and the United Nations Mission in South Sudan[28] to manage security threats to staff, assets and affected populations. Access negotiations helped maintain access to conflict-affected areas.

Despite severe infrastructure challenges, WFP delivered life-saving assistance to vulnerable populations by applying adaptive and multiple delivery approaches and flexible coordination mechanisms. These efforts ensured continuity of operations and reinforced WFP's ability to operate in complex and volatile environments.

WFP addressed most of the audit recommendations. WFP fully implemented 27 out of 30 recommendations, taking corrective actions to strengthen internal controls, enhance compliance, and mitigate identified risks. Three recommendations were awaiting closure from the Office of Inspector General of Audit.

Lessons learned

A key lesson learned was the cost-efficiency gains achieved through early prepositioning. This approach reduced dependence on air transport, enhanced operational efficiency ahead of the rainy season, and enabled WFP to reach the most vulnerable populations more effectively. By 31 December, WFP had prepositioned 88 percent of the planned 2025 stocks and initiated prepositioning for 2026, reinforcing its readiness to address humanitarian needs in 2026.

The 2025 review of General Food Distribution (GFD) underscored that General Food Distribution Plus (GFD+)[29] was a powerful tool for the transition from humanitarian assistance to resilience through livelihood support and skills training, though limited scale and funding reduced its impact. The review confirmed that community engagement approaches drive accountability and programme success, while prolonged reliance on GFD without transition strategies risks creating dependency. WFP continued to prioritise a shift from GFD to GFD+ to promote early recovery and integrate interventions into national systems for sustainability.

From Floodwaters to Fuel

How One Mother is Rebuilding Life in South Sudan

© WFP/Samantha Reinders
Fatna and her daughter Zakia at the nutrition clinic in the Wedweil refugee camp

Inside her tukul, a traditional round grass thatched mud house, Bakhita prepares lunch for her four children. The room has a single bed and little to no furniture, but after losing everything back home, Bakhita is grateful to be here with her family.

"When the floods came, we fled to the only dry place we could find," says Bakhita, a mother of four now living in Bimrock, Rubkona County.

For more than four years, much of Unity State in northern South Sudan has been underwater. Flooding has submerged villages, displaced families, and left communities with little options for survival. Bakhita and her family were forced to leave their home and start over in Bimrock, one of the few dry areas left.

The first days were rough.

"We had nothing. We had to gather firewood while swimming through the water, just to earn a little money to buy food," she remembers.

The prolonged flooding in Unity State has compounded these challenges, increasing the risk of waterborne diseases and leaving children vulnerable to malnutrition. Conflict and economic shocks have made it even harder for families to get by.

But amidst the hardship, there are glimmers of hope.

While emergency assistance remains vital, WFP is also investing in resilience programmes to reduce the humanitarian burden and families' reliance on food assistance.

In Rubkona County, WFP is helping flood-affected communities find opportunities by transforming water hyacinth, an invasive plant choking South Sudan's waterways, into sustainable cooking fuel.

"What we've learned has reduced our suffering," says Bakhita. "We never knew water hyacinth could be used this way, now we know how to make stoves and charcoal, and we've seen the benefits."

Each day, Bakhita and other women gather early in the morning to collect plants, dry them, and process them into briquettes. New mud stoves fuelled by these briquettes and designed through this resilience project also make cooking faster and more efficient.

At the training centres supported by WFP, more than 2,400 people have learned to make eco-friendly briquettes, producing over 400,000 so far. Not only it is a safer, more affordable alternative to firewood, but also an opportunity to earn a living.

"With the new stoves, 16 briquettes are enough to cook a whole meal. Especially local food, it cooks quickly. When it's almost done, I add another two briquettes," Bakhita says.

For women like Bakhita, the project has already transformed her life. Instead of swimming through floodwaters to fetch firewood, she now works with her neighbours to produce briquettes that fuel her cooking while generating an income. Her children eat meals prepared safely at home, and today she looks to the future with optimism.

"We came here and got training, through this project, and we have learnt a lot. It was a good thing because before we only knew about traditional farming. We continue doing this activity because we believe it will improve our life and reduce our suffering."

The project also reduces risks for women and girls, who previously had to travel long distances to collect firewood, often facing extreme risks along the way.

While life remains difficult in Rubkona, WFP's assistance for communities is paying dividends - one briquette at a time. The project has reduced one of the daily burdens for thousands of women. For Bakhita, it's not only additional income, its safety and security for her and her children's future.

Programme performance

Strategic outcome 01: Crisis-affected populations in South Sudan including refugees, internally displaced persons, returnees and host populations are able to meet their food and nutrition needs in anticipation of, during and in the aftermath of crises.

2.9 million crisis-affected people including, returnees, refugees and IDPs received food and cash-based transfers

66,000 children and **pregnant** and **breastfeeding women** and **girls** received specialized food to supplement and prevent moderate acute malnutrition

185,000 school children received a meal every school day

300,000 new arrivals from **Sudan** received food and nutrition assistance

124,000 metric tons of food distributed

USD 49.7 million distributed as **cash-based transfers**

This Strategic Outcome supports Sustainable Development Goal (SDG) 2.1[1] by prioritizing access to food and nutrition for crisis-affected people. It focuses on ensuring that host communities, refugees, returnees, internally displaced persons (IDPs) and other vulnerable groups receive the necessary support to meet their food and nutrition needs.

The Strategic Outcome secured 68 percent of its annual funding needs.[2] WFP provided 70 percent of rations to counties facing emergency food insecurity but also with pockets of populations facing catastrophe levels of food insecurity and 50 percent of the rations to populations facing emergency food insecurity[3] and other targeted groups, including refugees and Internally Displaced Persons (IDPs).[4]

Under this Strategic Outcome, WFP distributed 130,000 mt of food and USD 49.7 million in cash-based transfers to 3 million people, surpassing the number of people targeted. The targeted people included new arrivals from Sudan, camp-based refugees, static IDPs, and host communities. WFP's emergency responses included the lean season response, a famine prevention response, and assistance to refugees, IDPs, and new arrivals from Sudan.[5] Programming included general food assistance, nutrition assistance,[6] early recovery and emergency school feeding.

Lean Season Response

WFP concluded the 2025 lean season response[7] in October. Under this response, WFP assisted 2.1 million people out of the targeted 2.4 million people in 41 counties.[8]

Armed clashes in Nassir, Ulang, Longochuk, Canal/Pigi, Fangak and Panyikang counties forced WFP to suspend the response for five months in eight counties, affecting 500,000 people. The lengthy period of conflict, displacement and limited humanitarian access exacerbated food insecurity in the affected counties. WFP, therefore, rolled out a four-month famine prevention response[9] in September targeting seven most affected counties.[10] By 31 December, WFP had assisted 250,000 people through this response.

WFP implemented a community-based targeting process across counties targeted under the lean season response to ensure accuracy in assistance delivery. The targeting involved the formation of County, Payam and Boma Targeting Committees, which helped identify the most vulnerable households based on the agreed targeting criteria.[11]

Support to displaced populations

WFP continued to implement the refugee vulnerability targeting exercise, prioritising assistance to the most vulnerable populations within refugee camps. The targeting exercise faced resistance from refugees, forcing WFP to pause January and February distributions, particularly in the Maban refugee camps. Distributions resumed in March following additional community engagements with refugees. Overall, WFP assisted 189,000 refugees.

WFP provided year-round assistance to 293,000 IDPS in the Malakal protection of civilians site and the Rubkona IDP camps.[12] Humanitarian partners engaged the Government to develop comprehensive plans for durable solutions for IDPs, laying the groundwork for their gradual transition into sustainable livelihoods from 2026.

WFP provided food and nutrition assistance to 300,000 new arrivals from Sudan at the border entry points, in transit centres and final destinations, bringing the number of new arrivals assisted since the start of the Sudan conflict in April 2023 to 1.19 million. From August, the Government and humanitarian partners initiated a phased reintegration of protracted returnees in Renk[13] to a designated land in Abkadra,[14] relocating 6,000 people by 31 December. WFP facilitated the relocation, providing one-time distributions of fortified biscuits and supported the verification of eligible population through the SCOPE[15] both for the movement and a subsequent distribution of multi-purpose cash. A planned joint needs assessment will guide targeted livelihood interventions for returnees and host communities, strengthening sustainable recovery.

General food distribution plus

About 352,000 people (118,000 male, 234,000 female) participated in General Food Distribution Plus (GFD+)[16] activities, representing 86 percent increase from 2024.[17] The increase bolstered the efforts towards shifting from food assistance to self-reliance. The GFD+ participants established household and group gardens and built dykes and feeder roads. These assets strengthened community resilience, promoted economic empowerment and enhanced self-reliance and recovery.

Food security results

Food security outcomes among crisis-affected households showed a marginal decline. While the proportion of households with poor food consumption score fell from 26 percent at baseline to 23 percent in 2024, it rose to 30 percent in 2025. Households using emergency coping strategies increased from 39 percent in 2024 to 47 percent in 2025, and those employing crisis strategies decreased from 9 percent to 5 percent over the same period. Inflation, local violence, climate-related shocks and delayed distributions contributed to these trends. The decline in food security was also due to reduced funding levels and rising prices of basic commodities, which constrained households' ability to meet their minimum food needs.

Food security improved among refugee households, with the proportion of households reporting poor food consumption score dropping from 34 percent in 2024 to 19 percent in 2025. The percentage of the households adopting emergency coping strategy dropped from 39 percent in 2024 to 31 percent in 2025, and those employing crisis coping strategies over the same period dropped from 4 percent to 2 percent.

Nutrition assistance

WFP implemented targeted nutrition assistance to supplement and prevent moderate acute malnutrition (MAM) among children aged 6 - 59 months and pregnant and breastfeeding women and girls (PBW/G). The supplementation programme reached 19,000 children aged 6-59 months and PBW/G across five refugee hosting counties, while the prevention programme reached 47,000 children aged 6-23 months and PBW/G.

WFP reached 1,300 people through the institutional feeding programme targeting malnourished individuals living with HIV/TB and Kalazar.[18] The programme contributed to their adherence to treatment and improved nutritional status.

Health and nutrition sessions under the GFD+ reached 255,800 people, promoting practices such as exclusive breastfeeding and diverse diets. WFP and FAO supplied households with seeds, tools and fishing kits. These activities helped improve access to nutritious foods while also reducing reliance on assistance.

The MAM supplementation programme performance remained above Sphere standards. The recovery, defaulter, non-response and death rates stood at 92.4 percent, 4.4 percent, 3.2 percent and 0 percent, respectively. This performance highlighted programme effectiveness and quality service delivery.

Emergency school feeding

The school feeding programme reached 185,000 school-going children (111,000 boys and 74,000 girls) in six states, including 42,000 refugees.[19]

Enrollment in schools in refugee camps and crisis-affected areas rose by 10 and 6 percent, respectively, from 2024 to 2025, while attendance increased by 4 percentage points in refugee camps and 5 percentage points among

crisis-affected populations. Reliable food delivery and incentives for volunteer teachers fostered a better learning environment, but insecurity and heatwave-related school closures affected the enrolment.

Capacity strengthening

WFP supported the review of the National Disaster Risk Management Policy and advocated for the integration of anticipatory action in managing climate risks.[20] This advocacy led to the establishment of a dedicated anticipatory action pillar within the broader disaster risk management framework. The Ministry of Humanitarian Affairs and Disaster Management formed a team to refine the draft policy, with the review set for finalization by March 2026. This milestone strengthens South Sudan's ability to address multiple disasters, reduce vulnerabilities and safeguard communities against shocks.

Partnerships

WFP collaborated with UNHCR and IOM to support new arrivals, refugees and IDPs, including registration, food assistance and onward transportation from the borders. The collaboration with UNHCR, UNICEF and cooperating partners ensured refugees and new arrivals received nutrition assistance. Cooperating partners contributed technical expertise and complementary funding, enhancing the overall food assistance. The partnership with UNHCR facilitated messaging around the vulnerability-based targeting.

Lessons learned

Continuous engagement with the affected communities and local authorities strengthened trust, transparency and accountability. Tailored messaging adapted to local languages, cultural norms and community priorities helped ensure information was accessible to the affected populations. This approach fostered ownership among affected populations and strengthened their participation.

Gender age marker[21]

WFP incorporated gender and age in activity implementation, as showed by Gender and Age Marker (GAM) code 4. From planning to distribution, WFP assistance met the specific needs of women, men, girls and boys.

WFP GENDER AND AGE MARKER

CSP ACTIVITY	GAM MONITORING CODE
Crisis-affected populations in South Sudan including refugees, IDPs, returnees and host population are able to meet their food and nutrition needs in anticipation of, during and in the aftermath of crises.	**4 - Fully integrates gender and age**

Strategic outcome 02: Populations in vulnerable situations in South Sudan have enhanced nutrition, health and education and improved access to safety nets all year round.

912,000 children pregnant and **breastfeeding women** and **girls** received nutrition support to supplement moderate acute malnutrition

515,000 children and **pregnant** and **breastfeeding women** and **girls** received nutrition support to prevent moderate acute malnutrition

189,000 children received school meals

16,000 people received **USD 1.5 million** under the **Urban Safety Net Programme** to help them smooth consumption and meet health, education and other needs

This Strategic Outcome focuses on strengthening human capital by improving nutrition, health and education for vulnerable populations while expanding access to essential safety nets. It supports Sustainable Development Goal 2.2,[1] aligns with the United Nations Sustainable Development Cooperation Framework,[2] and supports South Sudan's Revised National Development Strategy,[3] positioning communities on a path toward resilience and long-term development.

This Strategic Outcome comprises two activities. Activity 2 delivers an integrated package of nutrition and health support to vulnerable groups, combining malnutrition prevention and supplementation with community-driven behaviour change initiatives that strengthen knowledge and practices. Activity 3 provides nutritious school meals to school-going children and equips vulnerable youth with essential skills, fostering resilience and long-term opportunity.

The Strategic Outcome secured 70 percent of its 2025 funding requirements,[4] with Activity 2 and 3 funded at 65 percent and 78 percent, respectively. Severe funding gaps forced WFP to activate the expanded admission criteria[5]to manage moderate acute malnutrition (MAM) in some areas in Upper Nile and Warrap states. The funding gaps also forced WFP to de-prioritize the Urban Safety Net Programme in Juba County.

Nutrition assistance

WFP reached 912,000 children aged 6-59 months and pregnant and breastfeeding women and girls (PBW/G) under the MAM supplementation programme, achieving 92 percent and 38 percent of the target. WFP provided specialized nutritious foods to 515,000 children and PBW/G to prevent MAM.

The Institutional Feeding Programme supported 1,300 patients living with HIV/AIDS, tuberculosis and kala-azar.[6]The programme helped address malnutrition[7] and strengthen treatment adherence.

WFP expanded the Conditional On-Demand Assistance (CODA)[8] to 205 sites in Northern Bahr el Ghazal and Lakes states. CODA streamlined the management of malnutrition by standardizing beneficiary records and reducing duplication and data discrepancies. The Government and other humanitarian partners like UNICEF are also using CODA for data management, reinforcing national systems and harmonizing approaches across agencies. The integration of CODA has improved the availability and reliability of nutrition data, enabling evidence-based decision making, better utilisation of resources, and stronger accountability to affected populations.

WFP reached 255,800 people (85,000 men and 170,800 women) with health and nutrition awareness sessions on exclusive breastfeeding, complementary feeding and diversified diets for PBW/G.[9] The number of people reached increased by two folds, compared to 2024.[10] The awareness sessions empowered families with the knowledge and

practices to improve maternal and child health outcomes.

The performance of the supplementation programme surpassed SPHERE standards.[11]Cure rates reached 94.7 percent for children and 92.9 percent for PBW/G, while defaulter rates remained low, at 2.4 percent for children and 3.6 percent for PBW/G. Non-response rates stood at 2.9 percent for children and 3.4 percent for PBW/G, while mortality rates stood at 0.04 percent for children and 0.01 percent for PBW/G.[12] These outcomes highlighted the programme's effectiveness, driven by strong service delivery, timely MAM detection and consistent follow-up. Insecurity and flooding delayed the transportation of specialized nutritious foods, resulting in temporary stockouts and impacting admissions. High staff turnover due to funding challenges affected service delivery and eroded institutional knowledge.

School feeding

WFP implemented school feeding programme in seven states, reaching 189,000 children (113,000 girls and 76,000 boys) in 485 schools. The programme provided freshly prepared on-site meals and take-home rations comprising cereals, pulses, fortified vegetable oil and salt, delivering 600 kilocalories per child per day. School meals reduced short-term hunger and supported education access while take-home rations incentivized families to keep girls in school.

Under the Home-Grown School Feeding programme, WFP engaged contracted retailers to source fresh produce from smallholder farmers. The programme created linkages between school feeding and local food systems, enhancing the quality and diversity of meals for children and strengthening agricultural value chains. Through the programme, WFP injected USD 5 million into the local economy, boosting household incomes and resilience, particularly for women farmers.

The school feeding programme achieved impressive results. In WFP-supported schools, enrolment rose from 10 to 17 percent while average attendance reached 86 percent, exceeding the 80 percent target. This performance was due to the strong incentive created by school feeding and effective collaboration with the Government and other partners.

Capacity strengthening

WFP supported the Ministry of General Education and Instruction's high-level participation in the Global School Meals Coalition in Brazil, offering South Sudan access to global best practices and reinforcing its national commitment to school feeding. WFP complemented this with targeted technical support, including a review of the National School Health, Screening, and Referral Strategy and specialized training for education stakeholders across four states. These efforts enhanced the Ministry's ability to lead programme reviews and oversight.

Social safety net programme

WFP assisted 16,000 food-insecure people (9,000 females and 7,000 male) with USD 1.5 million in the form of cash-based transfers in urban and peri-urban areas of Aweil Centre and Aweil West counties in Northern Bahr Ghazal State.

WFP equipped 2,700 people (800 male and1,800 female) with vocational skills, enabling them to participate in income-generating activities, including vegetable production. The activities helped strengthen their resilience against climatic and economic shocks. A tracer study[13] revealed 70 percent of participants remained engaged in capacity-building initiatives and began earning income after training, with average monthly earnings of USD 45, which is enough to cover food requirements for an average household of six members for a month.

WFP and the Ministry of Gender, Child and Social Welfare supported the use of mobile money as a CBT delivery mechanism. As of 31 December, 1,222 people (367 male, 855 female) had received phones and subscriber identity module cards to access CBT through the MTN-Fintech platform. This innovation advanced financial inclusion for vulnerable communities, enhanced dignity, enabled savings and reduced risks linked to handling hard cash.

The Social Protection Technical Coordination Forum, led by the Ministry of Gender, Child and Social Welfare, established a partnership framework to advance the development of a national social registry. Leveraging on WFP and UNICEF's data management expertise, the World Bank invited WFP and UNICEF to design a funding proposal for piloting the social registry. The proposal laid the groundwork for future partnerships that will drive the establishment of a robust national social protection system.

The proportion of households[14] with poor food consumption score rose from 20 percent at baseline to 29 percent in 2025. The percentage of households relying on emergency and crisis livelihood strategies increased from 54 percent in 2024 to 84 percent. High food prices, driven by currency depreciation, the ongoing Sudan crisis and flooding, contributed to the deterioration in the food security situation.

Partnerships

WFP, the Ministry of Health, UNAIDS, and local actors strengthened local capacities through assessments, sensitization, advocacy, trainings and increase access to complimentary services on treatment and prevention of HIV and TB. WFP and UNICEF piloted the joint action to stop wasting[15] in Lakes and Northern Bahr el Ghazal states. This partnership

enabled a smooth continuum of care as part of the efforts to transition to the new WHO guidelines.

WFP secured the inclusion of the Home-Grown School Feeding in the Global Partnership for Education Funding for South Sudan, unlocking a USD 1.6 million contribution. This milestone promotes nationally owned solutions that strengthen child nutrition, education, and local economic development while opening opportunities for wider partnerships with the Government and other stakeholders supporting school feeding programmes.

Lessons learnt

The Social Safety Net Programme integrates livelihoods, agriculture, and skills training and cash transfers, creating a strong pathway for households to build resilience and self-reliance while reducing dependence on humanitarian aid. Continuous follow-up showed that participants are diversifying their income streams and dietary intake through vegetable gardening and vocational skills, demonstrating tangible progress toward sustainable livelihoods.

Gender and Age Marker[16]

WFP incorporated gender and age considerations into activity implementation, as reflected in the Gender and Age Marker code 4, and reported disaggregated data by gender and age.

WFP GENDER AND AGE MARKER

CSP ACTIVITY	GAM MONITORING CODE
Provide nutrition and health support to targeted groups	**4 - Fully integrates gender and age**
Provide nutritious school meals to schoolchildren and engage vulnerable urban and rural youth in skills training activities (SMP-1.5: School based programmes	**4 - Fully integrates gender and age**

Strategic outcome 03: Food insecure and shock-affected populations in targeted areas especially women and youth have improved livelihoods and more resilient and sustainable food systems by 2030.

240,000 people assisted through **asset creation** and **livelihood activities**

1,800 smallholders sell **food** worth over **600,000** to WFP and other buyers, increasing their incomes and resilience

507 km of **roads** rehabilitated across various locations in South Sudan

23 km of **flood-control dykes** built and rehabilitated

900 metric tons of **food distributed** to households participating in asset creation activities

USD 6.5 million distributed as **cash-based transfers** to households participating in asset creation activities

This Strategic Outcome supports food-insecure and shock-affected communities in targeted areas to strengthen their livelihoods, build resilience to shocks, and participate in more sustainable food systems. It supports SDG target 2.4,[1] and aligns with South Sudan's Revised National Development Strategy,[2] and the United Nations Sustainable Development Cooperation Framework,[3] ensuring coherence with national and global priorities.

The Strategic Outcome comprises three activities: Asset Creation and Livelihoods (ACL), Smallholder and Agricultural Market Support (SAMS), and infrastructure development. The outcome secured 75 percent of its 2025 funding requirements,[4] with ACL, SAMS and infrastructure development funded at 34 percent, 100 percent, and 100 percent, respectively. Late funding confirmation particularly for ACL forced WFP to deprioritize some counties and delay the start of some activities, reducing the overall programme reach to 37 percent of the target.

Asset creation and livelihoods

WFP distributed 900 mt of food and USD 6.5 million to 240,000 food-insecure and shock-affected people (129,000 female and 110,000 male) across seven states. This support helped close hunger gaps during the lean season while strengthening household resilience to future shocks and stressors.[5]

WFP trained 153 people (107 male and 46 women) to disseminate skills on good agronomic practices, sustainable water and land management, integrated pest management, and infrastructure standards for multipurpose ponds and shallow wells.[6]The participants cascaded the skills to 40,000 people, strengthening community resilience and sustainable resource management.

Participating households rehabilitated 34 km of access roads and 23 km of simple flood-control dykes. Access roads connected remote communities to markets, enhancing access to goods and services and strengthening local economies and resilience. Flood-control dykes maintained optimal water levels for crop production, boosted rice cultivation and protected communities from floods.

WFP and partners implemented the Reconciliation, Stabilization and Resilience Trust Fund projects in Warrap, Jonglei and the Greater Pibor Administrative Area, reaching 42,000 people (25,000 women and 17,000 men). The Warrap project concluded, with a second phase approved for 2025-2028 to further support community structures, good governance, and livelihoods, paving the way for longer-term socio-economic development. The Jonglei project concluded after two phases that supported peace dialogues, strengthened inter-communal governance structures, diversified livelihoods, and established hubs for socio-economic activities in conflict hotspots.

WFP supported 2,000 people in Rubkona county with canoe production, energy efficient stove and fuel-efficient briquette production. The briquettes generated income for the participants, with women reporting reduction in protection risks while looking for firewood.

WFP transitioned 49,000 people in Jonglei and Upper Nile states from General Food Assistance to ACL. These people are now building community and household assets and participating in livelihood activities. The transition marked a shift from short-term relief to long-term resilience, empowering communities to improve their food security and reduce dependence on humanitarian assistance.

The proportion of households reporting poor food consumption scores reduced from 34 percent at baseline to 24 percent in 2024 but rose to 33 percent in 2025. The average consumption-based coping strategy (reduced coping strategy index) decreased from 11 at baseline to 7 in 2024 and back to11 in 2025. Despite this decline in food security, the proportion of households benefiting from assets increased from 62 percent at baseline to 85 percent in 2025. Perceptions of training effectiveness in climate resilience improved, as the percentage of households with a high climate adaptation score rose from 9 percent at baseline and 35 percent in 2024 to 40 percent in 2025, exceeding the 2025 target. The total climate resilience capacity score improved from 19 percent at baseline and 31 percent in 2024 to 40 percent in 2025. The increase in the proportion of households benefiting from an improved asset base, along with the rise in households reporting higher climate adaptation and resilience scores underscores the uptake of the climate-smart agriculture trainings provided to ACL participants.

Smallholder agriculture market support

WFP supported 52,000 smallholder farmers (34,000 women and 18,000 men), a 33 percent increase from 2024.[7] This growth was due to the expansion of ACL and SAMS activities into hard-to-reach areas in Upper Nile, Jonglei and Lakes states and the transition of households from ACL and GFA into SAMS, alongside additional donor funding.

Under the SAMS Programme, WFP trained 250 cooperative groups comprising 15,000 farmers (10,000 women and 5,000 men) in cooperative management, commodity handling, and marketing. Consequently, WFP procured 1,300 mt of locally produced maize worth over USD 600,000 from 1,854 smallholders (742 men, 1,112 women). Smallholders also sold 146 mt of white maize worth USD 46,000 to other buyers, including agro-dealers, milling companies and local traders. The sales enhanced smallholders' incomes, strengthening their households' resilience.

Through WFP-supported aggregation systems, participating households sold 308 mt of sorghum, simsim,[8] and groundnuts, generating a USD 273,000 for 2,500 farmers (1,500 women, 500 men). Farmers accessed post-harvest kits, including tarpaulins, weighing scales and plastic silos, on a cost-recovery basis.[9] These efforts boosted farmers' incomes, improved grain quality, and enabled smallholders to participate competitively in formal markets.

WFP supported participating households to establish 500 Village Savings and Loan Associations (VSLAs) comprising 14,500 people (8,700 women, 5,800 men). VSLAs collectively saved USD 142,000, which improved participants' access to savings and credit, enabling them to invest in income-generating activities, smooth consumption and diversify livelihoods.

The IGNITE Food Systems Innovation Challenge[10] awarded USD 320,000 to eleven local ventures. It prioritised youth and women-led enterprises, rooting innovation in local knowledge and community needs to reduce dependency on external actors. The initiative helped build resilience from within and transfer resources, capacity and leadership to local stakeholders.

The proportion of smallholders selling through WFP-supported Rural Aggregation Centres (RACs) reached 30 percent in 2025, reflecting a 9 percent increase from 21 percent in 2024. Post-harvest losses at the storage stage rose from 15 percent to 16 percent over the same period. However, this marginal increase remained below the baseline (37 percent) and within the target threshold (less than 18 percent), underscoring the continued importance of applying proper post-harvest handling practices to reduce storage losses.

The percentage of targeted smallholder farmers reporting increased production of nutritious crops improved to 25 percent in 2025, up from 16 percent in 2024. This progress highlights the effectiveness of programme-supported training on sustainable agriculture and agronomic practices.

Infrastructure development

WFP implemented key infrastructure development projects across Jonglei, Unity, Upper Nile, Northern Bahr El Ghazal, and Western Bahr El Ghazal States. WFP rehabilitated 473 kms of roads[11] and nine km of flood protection dykes. The rehabilitated roads enhanced the movement of humanitarian and commercial supplies between States, reduced dependence on air transport and expanded market access. Reinforcing the dyke helped mitigated flooding risks, safeguarded trade routes, and protected the lives and livelihoods.

Partnerships

WFP collaborated with the United Nations Mission in South Sudan, UNDP, WHO, Nonviolent Peace Force and VSF Germany to deliver the Community Violence Reduction project in the greater Jonglei and Warrap States, combining WFP's resilience programming with partners' peacebuilding expertise to promote stability. WFP also worked with the Ministry of Roads and Bridges to strengthen infrastructure and protect communities from flooding, ensuring both

safety and sustained access to critical services. WFP and UNICEF implemented the Joint Resilience Project reaching 890,000 people with nutrition, health, education, protection and resilience programming in Juba, Yambio, Torit and the Greater Aweil.

Lessons learnt

Transitioning communities from humanitarian assistance to self-reliance requires gradual behavioural change and programme consolidation to avoid duplication. The integration of technology remains critical to ensure accuracy, accountability and resource optimization. To enhance the scale of impact, there is a need to integrate mechanisation among farmers as opposed to low-technology hand tools.

Gender and age marker[12]

The Strategic Outcome achieved a Gender and Age Marker score of 4, reflecting the integration of gender and age considerations across the design, implementation, and monitoring of all activities.

WFP GENDER AND AGE MARKER

CSP ACTIVITY	GAM MONITORING CODE
Engage targeted communities in resilience building activities including through community asset creation and climate adaptation using a conflict-sensitive and gender-transformative approach (ACL-1.6: Community and household asset creation)	4 - Fully integrates gender and age
Engage targeted food-insecure populations, especially women and youth, in livelihood development and market support activities (SMS-1.8: Smallholder agricultural market support programmes	4 - Fully integrates gender and age
Develop, rehabilitate and maintain essential infrastructure for targeted communities (ACL-1.6: Community and household asset creation)	N/A

Strategic outcome 04: National institutions and partners in South Sudan have strengthened capacity and systems for managing food security, nutrition, social protection and climate adaptation policies and programmes by 2030.

10 South Sudan Meteorological Services staff benefit from a specialized training on drought forecasting

Ministry of Gender, **Child** and **Social Welfare** supported to review the National social Protection policy Framework

This Strategic Outcome focuses on enhancing the capacity of national institutions and partners to manage food security, nutrition, social protection, emergency preparedness and response, climate adaptation and disaster risk reduction. It aligns with the United Nations Sustainable Development Cooperation Framework's strategic priority 3,[1] supports Pillars 4 and 5 of South Sudan's Revised National Development Strategy,[2] and advances progress toward SDG 17.9.[3]

WFP's capacity-strengthening efforts embraced a holistic approach to transformative change, leveraging synergies across multiple pathways. The pathways included strengthening government's analytical capacity and evidence generation, policy development support, improving institutional effectiveness, strengthening systems and enhancing programme design. Comprising only capacity strengthening, the Strategic Outcome secured 6 percent of its 2025 funding requirements.

Analysis capacity and evidence generation

WFP, FAO, UNICEF, the National Bureau of Statistics, the Relief and Rehabilitation Commission and the Ministry of Agriculture and Food Security and the Ministry of Health conducted the annual Food Security and Nutrition Monitoring Survey and the Integrated Food Security Phase Classification. Staff from the relevant ministries engaged in technical working groups, including in validating the findings. This participation strengthened government capacity in data analysis, a critical investment for South Sudan's long-term ability to lead and sustain evidence-driven food security and nutrition programming.

Technical assistance

WFP supported the Ministry of Environment and Forestry to develop its first proposal to the Green Climate Fund.[4] The five-year project will help build climate resilient communities and ecosystems while enhancing institutional capacity in climate data rescue, analysis and forecasting. This milestone places South Sudan among the few fragile-context countries to secure such funding, marking a significant step towards long-term climate resilience.

WFP supported the Ministry of Environment and Forestry's operational effectiveness by providing essential equipment, including laptops and a motor vehicle and facilitating the participation of two staff members at COP30 in Brazil.[5] This equipment enhanced capacity of the ministry to protect, conserve and manage the environment and natural resources. The participation of government officials helped South Sudan position itself to continue accessing international climate finance, and technology. It also ensured that South Sudan's development priorities remained on the radar of global climate policy decisions.

Policy, strategy development and advocacy

WFP supported the Government to develop the National Rice Development Strategy. The new strategy will help farmers adapt to recurrent flooding by promoting climate-resilient rice production, while enhancing food security and livelihoods through sustainable practices that build resilience against the impacts of climate change.

WFP worked with the Ministry of Gender, Child and Social Welfare to review the National social Protection policy Framework by participating in consultative meetings, and documenting feedback from the Social Protection Technical Working Group. The review saw the inclusion of shock-responsive social protection, which strengthens South Sudan's ability to protect vulnerable populations, ensuring faster, more adaptive responses to climatic and economic shocks while safeguarding livelihoods and enhancing national resilience.

Institutional capacity strengthening

WFP and the Intergovernmental Authority on Development's Climate Prediction and Application Centre (ICPAC) delivered specialized training on drought forecasting and the design of triggers and thresholds to ten forecasters (2 women and 8 men) from the South Sudan Meteorological Services (SSMS). The training helped strengthen national capacity in advanced forecasting and the establishment of drought triggers and thresholds[6] for anticipatory action. The SSMS developed drought thresholds and triggers for anticipatory action activation and implementation in Budi and Kapoeta North counties in Eastern Equatoria State. The Anticipatory Action (AA) Plan incorporated the drought thresholds and triggers, with activation anticipated during the June-September 2026 rainy season should the agreed triggers be met. This investment in technical expertise strengthened the government's ability to act before climate shocks and laid a foundation for long-term resilience, reducing risks and safeguarding vulnerable communities.

Systems strengthening

WFP supported the development of South Sudan's AA Roadmap,[7] working with the Ministry of Humanitarian Affairs and Disaster Management and other partners.[8] Launched in November 2025, the Roadmap establishes a proactive disaster risk management framework that places communities at the centre of preparedness, enabling early and timely actions to mitigate the impacts of disasters before they unfold. To operationalize the framework, WFP and the Government started piloting the drought AA in Eastern Equatoria State. Embedding anticipatory action into national systems marks a shift in humanitarian assistance, moving from reactive response towards proactive action.

The Government of South Sudan and the World Bank undertook a social registry diagnostic study to inform the development of a national social registry. The study leveraged on WFP's expertise in beneficiary data management systems. WFP, the Government, the World Bank and other social protection actors developed the roadmap for the social registry. The study and the resulting roadmap lay the foundation for a unified, shock-responsive social registry that strengthens targeting, enhances efficiency, and ensures that the most vulnerable populations receive timely and equitable social protection support.

WFP signed a Memorandum of Understanding with the South Sudan National Bureau of Standards to refurbish the Bureau's laboratory. Once completed, it will strengthen South Sudan's quality assurance system, ensuring the safety, reliability and compliance of goods and services with international standards. The laboratory will empower smallholder farmers to enter markets with confidence, protect public health and enhance trade.

Lessons learnt

The success of capacity strengthening initiatives requires collaboration with partners and the Government. Joint planning, strong coordination, diligent follow-up and consistent monitoring of performance with the ministries, departments and agencies and other partners contributed to the success of these initiatives. However, the lack of essential tools and equipment such as operational manuals and other resources constrained the sustainability of these efforts. Future capacity-strengthening programmes should integrate equipment support to reinforce institutional effectiveness and long-term resilience.

The National Disaster Risk Management Policy provides a framework for resource mobilization and the establishment of dedicated funds to support disaster risk reduction programmes. However, South Sudan currently lacks a financing mechanism for anticipatory action and disaster risk reduction activities. Stakeholders recommended that the Ministry of Humanitarian Affairs and Disaster Management establish a coordinated financing mechanism that brings together the Government, donors, private sector actors and other partners. Such a mechanism would secure funding for disaster risk management, enabling timely and proactive measures that mitigate the impacts of crises before they fully unfold.

WFP GENDER AND AGE MARKER

CSP ACTIVITY	GAM MONITORING CODE
Provide policy support and technical assistance to the Government and partners in the areas of food security, nutrition, social protection, anticipatory action, emergency preparedness and response, climate change adaptation and disaster risk management (EPA-1.1: Emergency preparedness and early action)	**N/A**

Strategic outcome 05: Humanitarian and development partners in South Sudan have access to reliable common services and expertise enabling them to reach vulnerable people and respond to needs, throughout the year.

49,000 passengers transported through **UNHAS** in **2025**

145,000 metric tons of **food delivered**: **143,000 metric tons** delivered within **South Sudan** and **2,000 metric tons** delivered to **Sudan**

4,600 metric tons of **humanitarian cargo** delivered by the Logistics Cluster to **90 destinations**

1.9 million people registered in **SCOPE**, bringing the total number of registered people to **8.7 million**

This Strategic Outcome focuses on ensuring that humanitarian and development partners have access to reliable common services and critical expertise to enable them to respond to the urgent needs of populations affected by shocks. Comprising air operations (Activity 8), logistics coordination (Activity 9) and on-demand services (Activity 10), the Strategic Outcome contributes to Sustainable Development Goal (SDG) target 17.16.[1]

The Strategic Outcome secured 100 percent of its annual funding requirements,[2] with variation across activities. The United Nations Humanitarian Service (UNHAS), Logistics Cluster and on-demand services secured 100 percent, 78 percent and 86 percent of their annual funding requirements, respectively. Late confirmation of funding and reduced user demand due to funding constraints that affected humanitarian operations forced UNHAS to revise its 2025 budget from USD 57 million to USD 49 million. The Cluster adopted cost-efficient strategies, including dry season prepositioning, road convoys and river transport, to deliver bulk supplies at lower costs.

Air operations

UNHAS transported 49,000 passengers and 724 mt of cargo for 217 organizations. The service performed medical evacuations and security relocations for 81 people and 193 people, respectively. Flight cancellations occurred due to adverse weather conditions, but the service ensured full recovery by accommodating spill passengers on subsequent flights. Overall, UNHAS met 96 percent of all passenger bookings.

UNHAS maintained regular weekly flights to Renk to support the Sudan crisis response and supported the Upper Nile crisis response by operating regular flights to the affected locations. UNHAS transported health cargo to locations affected by the cholera crisis.

The service achieved a 98 percent user satisfaction rate, underscoring enhanced customer experience, timely and reliable delivery of cargo, efficient booking system and a positive in-flight experience for passengers.

UNHAS implemented cost-efficiency measures in line with the reduced budget by reducing the fleet capacity by one DHC-8 aircraft and one UNHAS helicopter and recalibrating minimum flight hours to align with the revised weekly schedules. These measures helped it optimize assets without compromising service coverage.

UNHAS generated 28 percent of its budget from passenger tickets, with the balance secured through donor contributions and carry-over funds from 2024. Funding constraints impacted passenger volumes, affecting the cost-recovery, but sustained donor advocacy helped maintain operations.

Coordination of logistics common services

The Logistics Cluster delivered 4,600 mt of humanitarian cargo to 90 destinations. The Cluster delivered 73 percent of the cargo by road and river, with only 27 percent delivered by air, achieving a 13 percent increased operational efficiency compared to 2024. The Cluster coordinated 17 road convoys, moving 1,500 mt of relief supplies to response

locations. The convoys enabled partners to deliver supplies to deep field locations, particularly during periods of improved access.

The Cluster responded to ad hoc emergencies, including the Upper Nile and cholera crises, by transporting life-saving health supplies to the affected locations. It supported response efforts in the Greater Upper Nile through airlifts to hard-to-reach areas inaccessible by road or river.

The Cluster and DHL Academy trained 173 humanitarian logisticians on the Prevention of Sexual Exploitation and Abuse, customs regulations, health and safety, dangerous goods awareness, and packaging. The trainings strengthened crisis response capacity across the humanitarian community. The investment in local expertise ensured more resilient and sustainable humanitarian response systems.

The Cluster provided 20,000 m^2 of common storage across key hubs in Bentiu, Bor, Juba, Malakal and Wau to strengthen prepositioning of humanitarian supplies. It deployed three Mobile Storage Units to reinforce flood and cholera response, ensuring rapid, flexible and effective delivery of humanitarian assistance.

The Cluster achieved a 92 percent user satisfaction rate, surpassing its target. This performance was due to the Cluster's efficiency in streamlining common logistics services, ensuring critical aid reached high-priority areas on time.

Cash-based transfers and identity management

WFP disbursed USD 65 million as cash-based transfers (CBT) to 1.8 million people. The CBT modality injected liquidity into local economies, generating a multiplier effect by stimulating demand, encouraging private-sector expansion and strengthening supply chain predictability for the local markets.

WFP worked with financial institutions, including banks and FinTech companies, and leveraged its large volume of CBT operations to strengthen the cash-payment ecosystem by driving scale and encouraging upgrades to payment infrastructure. This approach positioned WFP's CBT not only as a transfer modality but also as a component that accelerates national systems development. In parallel, the establishment of a strong beneficiary identity-management system has created opportunities for future collaboration with the Government and humanitarian actors to develop unified, shock-responsive social registries, replacing fragmented and parallel beneficiary lists

WFP signed Field-Level Agreements with NGOs to register 1.9 million people in SCOPE[3] and further delete 177,000 duplicate identities, reinforcing the integrity of humanitarian assistance. By 31 December, WFP had registered 8.7 million people in SCOPE. The rollout of the enhanced SCOPE for in-kind digital solution enabled system integration between SCOPE, COMET[4] and LESS,[5] facilitating the reconciliation of food distributions to 1.9 million people, which helped improve accuracy and accountability.

WFP completed a Financial Sector Intelligence assessment in January[6] and selected nine Financial Service Providers (FSPs) for its 2026 CBT operations, an increase from three FSPs in 2025. Increasing FSPs will strengthen the financial system for delivering cash, ensure more competitive transfer rates, reduce costs and reach more communities while enhancing financial inclusion.

WFP also increased the number of retailers from 133 in 2024 to 155 retailers and maintained a Business-to-Business model[7] comprising five vendors. This increase enabled efficient and dignified access to food for people receiving CBT. Expanding retail options enhanced market reach, promoted consumer choices, and stimulated local economies, while ensuring timely and accountable CBT delivery in hard-to-reach areas.

Telecommunications services

WFP maintained a nationwide telecommunications architecture to ensure uninterrupted connectivity required to mitigate operational risks and safeguard humanitarian personnel. WFP maintained 17 decentralized Security Operations Centres across Juba and deep-field locations, ensuring duty of care through real-time personnel tracking. WFP integrated the Remote Security Operation Centre with the Interagency and United Nations Department of Safety and Security's Security Operations Centre under a single-operator management. This streamlining realized a 54 percent reduction in the interagency budget.

Supply chain services

WFP delivered 143,000 mt of food to diverse locations within South Sudan, and 2,000 mt to Sudan. WFP South Sudan supported the Sudan operations by transporting over 2,000 mt of food from South Sudan's Maban and Yida counties to Yabus and Kauda counties in Sudan,[8]ensuring that people affected by the Sudan crisis received timely food assistance within Sudan. Commodity accounting and last mile operations reduced losses and enhanced digital processes, while fleet management ensured fuel efficiency.

WFP offered logistics services to partners, including leasing SHERPS,[9] providing air and river transport for food and non-food items (NFIs) and supporting the Logistics Cluster. WFP transported over 2,000 mt of food and NFIs with a volume of 6,000 m^3 for 29 partners, leased 10,000 m^2 of warehouse space to six partners and supplied six SHERPS to

one partner. WFP provided fleet repair services to 12 partners and fumigation and spraying services to one partner, facilitating the preservation of 216 mt of seeds to avoid losses from pests and rodents. Overall, the on-demand services generated USD 2.9 million in revenue.

WFP's Food Safety and Quality services ensured 8,500 mt of locally sourced maize and white sorghum bought by WFP met food safety and quality standards. Working with the South Sudan National Bureau of Standards facilitated the clearance and importation of 133,000 mt of food. Overall, WFP injected USD 86 million into the local economy through its supply chain capacities.

Lessons learnt

The Logistics Cluster enhanced cost-efficiency by prioritizing road and river transport over high-cost air cargo, ensuring continued service delivery while optimizing resources. Partner engagement included mapping Juba's storage capacity for shared use, fostering synergies and value for money. Building on these gains, the Cluster will advance cost-efficient, adaptive, and needs-driven logistics support in 2026, reinforcing sustainability and impact.

WFP GENDER AND AGE MARKER

CSP ACTIVITY	GAM MONITORING CODE
Provide air transport services (passengers and light cargo) and aviation sector technical assistance to the humanitarian community and other partners (HAS-2.3: United Nations Humanitarian Air Service)	**N/A**
Provide mandated information management, logistics and coordination services to the humanitarian community and partners through the logistics cluster (LCS-2.1: Logistics clust	**N/A**
Provide on-demand services and expertise to humanitarian and development partners (ODS-2.4: On-demand services)	**N/A**

Cross-cutting results

Gender equality and women's empowerment

Improved gender equality and women's empowerment among WFP-assisted population

South Sudan continues to grapple with deep-rooted gender challenges, with women and girls disproportionately affected by violence and poverty. Harmful patriarchal norms and cultural practices remain deeply rooted, leaving women marginalized in decision-making and political participation, especially in rural areas.[1] According to the UN Women Data Hub, women constitute 32.4 percent of members of parliamentary (as of February 2024),[2] an increase from previous years, but still below the constitutional threshold of 35 percent.

South Sudan's legal and policy environment for women includes constitutional guarantees of fairness and laws criminalizing gender-based violence (GBV), child marriage and harmful practices, alongside ratification of international conventions.[3] However, gaps remain, with customary law and traditional justice systems rarely protecting women and formal law enforcement remaining uneven. Consequently, women face social and institutional barriers to justice, hindering their ability to exercise their rights and access protection and services.

The South Sudanese Government, in collaboration with the UN Economic Commission for Africa and supported by the African Development Bank, is finalizing a National Gender Monitoring and Reporting Framework. The framework aims to track gender equality commitments, improve accountability and support the implementation of policies responding to gender-related challenges across sectors.[4]

WFP introduced two strategic guides to respond to the issues of women: *Gender and GBV Action Plans*. These frameworks provide clear, actionable direction for promoting fair participation, empowering affected communities and preventing GBV across all programmes. Together, they reinforce the commitment to principled, risk-sensitive service delivery and ensure that protection, gender and accountability remain at the core of humanitarian response.

WFP strengthened its programming and budgeting to better address gender considerations by grounding decisions in robust analysis and evidence generation. An analysis of women's leadership in project management committees[5] revealed challenges, including restrictive social norms and limited resources that hinder their role in WFP projects. Further analysis of cash-based transfers and anticipatory actions showed women were participating economically, though obstacles like violence and financial exclusion persisted.[6] Anticipatory analysis revealed that women, especially in rural and marginalized areas, had less access to early warning data and preparedness resources than men.[7] WFP and partners initiated an action plan to address these challenges, integrating women and men's needs into multi-year funding programmes.

Under the home-grown school feeding programme, WFP maintained an approach that promotes gender considerations, which allowed 1,500 farmers (795 women and 705 men) to sell 423 mt of food to schools, earning USD 481,000. About 85 percent of selected traders were women, reinforcing their economic leadership. These initiatives strengthened household resilience, demonstrating the impact of integrating women's empowerment across food security and livelihood interventions.

Under the Joint Resilience Programme, WFP and the Women's Agency for Resilience and Transformation (WART) conducted a baseline assessment on GBV in schools[8] and Rapid Gender Analysis on Women Market Accessibility[9] in Aweil. The assessment revealed high GBV prevalence. About 23 percent of adolescent girls reported sexual assault and significant structural barriers limiting women's market participation. WFP and WART integrated actions to address the challenges and trained 50 vulnerable women and GBV survivors in soap-making and fuel-efficient stove production, enhancing their incomes and food security and resilience. To address negative norms and GBV risk, WFP and WART trained 2,000 girls aged 11-20 years on self-protection and GBV prevention, while 1,600 boys participated in a module tailored to foster accountability. Additionally, 150 women and 150 men participated in Engaging Men through Accountable Practices dialogues to challenge harmful norms.

WFP held 20 trainings in 13 field offices to strengthen staff capacity in reaching vulnerable women and men. The trainings reached 600 staff members (400 men and 200 women), focusing on areas such as GBV, child protection and safe referral. Staff demonstrated improved ability to identify women at risk of violence, support survivors, and

implement violence-prevention strategies.

WFP advanced systems-level advocacy and social norm transformation through combined advocacy efforts to strengthen women's leadership and dismantle harmful norms. Awareness campaigns, aligned with global observances such as International Day of the Girl Child, International Women's Day and the International Day of Rural Women, engaged 20,000 people, including 18,000 women and girls, promoting girls' education, prevention of early marriage, and including of women's voices in policy dialogues. Initiatives such as Girls' Takeover and Ring the Bell for Gender Equality enhanced youth leadership and cultivated partnerships to remove barriers to women's economic participation. Extensive community engagement, through radio broadcasts, school debates, theatrical performances and sporting events, mobilized 500,000 participants, fostering collective action to challenge harmful norms and raise awareness on GBV and economic exploitation. These efforts acted a catalyst for systems change, embedding women's empowerment into governance frameworks and national development agendas.

WFP, UNMISS, UNDP, UN Women, FAO, UNFPA and the South Sudanese Government, co-hosted a High-Level Intergenerational Panel in Juba comprising 120 stakeholders, including youth leaders, policymakers, and development actors, to advance young women's leadership in agriculture and agribusiness. The dialogue addressed systemic barriers such as limited land access, gender-biased financial systems, weak institutional support and restrictive cultural norms. Building on these insights, partners agreed on key outcomes: consolidate panel outcomes into an intergenerational proposal for 2026, integrate gender-related considerations in agricultural policies, expand training and market access and invest in rural infrastructure. These activities will ensure that recommendations translate into systemic change through coordinated One UN and government action.

Protection and accountability to affected people

Affected people are able to benefit from WFP programmes in a manner that ensures and promotes their safety, dignity and integrity. Affected people are able to hold WFP and partners accountable for meeting their hunger needs in a manner that reflects their views and preferences

Protection

South Sudan's protection environment remains unstable due to conflict and economic decline, compounded by climate shocks that have devastated livelihoods. Armed clashes across multiple regions triggered displacement, while flooding and rising cost of living deepened food insecurity, driving families into harmful coping strategies, including child marriage and survival sex.[1]

The Protection Cluster reported five critical risks: gender-based violence (GBV),[2]child and family separation,[3] unlawful restrictions on movement[4] and attacks on civilians. These risks worsened food insecurity, limited aid delivery and weakened coping strategies.

WFP's programmatic risk assessment revealed that women and persons with disabilities continue to face harassment at distribution sites.[5] In Renk, Maban and Ajoung Thok, misuse of cash assistance by men was linked to increased domestic and economic violence. In Ayod County, 76 percent of at-risk individuals could access nutrition services, while insecurity and flooding restricted access for 14 percent and 10 percent of respondents, respectively. WFP and cooperating partners[6] implemented risk mitigation measures across operational sites, including early distribution closing times, convoy travel for secure movement, and improved crowd management. WFP used banners and audio messages to clarify entitlements and reporting channels, ensuring communities remained informed.

WFP, UNHCR, IOM, Save the Children and the Relief and Rehabilitation Commission conducted protection screening for 12,000 returnees (5,000 women and 7,000 men) from Sudan at unofficial entry points in Renk County. The screening helped protect vulnerable individuals by referring them for humanitarian assistance. This intervention helped mitigate against exploitation, family separation and violence.

In collaboration with Humanity & Inclusion (HI) and the South Sudan Union of Persons with Disabilities (SSUPD), WFP conducted home deliveries of food to 1,200 people with disabilities and other vulnerable people (1,000 women and 200 men) in Aweil and Pibor. The deliveries ensured the assistance reached those most in need, with no one being left behind.

WFP, SSUPD and HI conducted radio talk shows and community engagement sessions in Aweil, Pibor, Maban and Renk to raise awareness of attitudinal, institutional, environmental and communication barriers faced by persons with disabilities. These engagements reached 111,000 people (72,000 women, 39,000 men). Feedback from communities, local authorities and persons with disabilities indicated the engagements shifted perceptions.

WFP and HI held a session dubbed 'Review, Adopt and Learning Hub' for 31 cooperating partners on practical application of the Interagency Standing Committee Guidelines on four must-do actions on disability. These actions include removing barriers, empowering and building capacities, ensuring meaningful participation of persons with disabilities and collecting disaggregated data. Employing participatory methods and hands-on exercises with WFP's Post-Distribution Monitoring tool, the participants achieved a 44 percent average increase in knowledge on disability.

South Sudan ranked the sixth highest risk country for Sexual Exploitation and Abuse (SEA) globally,[7] an improvement from third position. This improvement reflects the impact of collective mitigation and response measures, with WFP playing a leading role in advancing the implementation of the systemwide Protection from Sexual Exploitation and Abuse and Sexual Harassment (PSEAH) Strategy[8] and strengthening the humanitarian community's capacity to address and reduce SEA risks.

WFP undertook multiple initiatives to implement the PSEA policy, including organising a PSEA campaign to enhance staff awareness. WFP South Sudan contributed to the development and rollout of the SEA Risk Mapping and Mitigation Package, a key initiative under the PSEAH Championship, designed to support food security, logistics and emergency telecommunication clusters to strengthen their ability to identify and mitigate risks of SEA. WFP strengthened capacities of cooperating partners with low and moderate capacities by providing technical support for trainings and developing and updating policies and guidelines.

Accountability to Affected People

WFP diversified its community feedback channels by conducting 244 listening and focus group discussions across Malakal, Renk, and Aweil, yielding more than 7,000 pieces of actionable feedback. These engagements provided nuanced community perspectives on the broader humanitarian response, highlighting issues such as the effectiveness of cash assistance and concerns about distribution of humanitarian assistance, among others. Expanding feedback channels beyond traditional platforms enhanced the depth and diversity of community insights, therefore enabling responsive programming and reinforcing community trust and accountability.

WFP promoted a two-way communication to ensure communities continued to influence programme delivery. Through 47 radio shows, WFP translated key messages into Acholi and other local languages, reaching over 200,000 listeners and promoting awareness of feedback options. Targeted programming messaging in Upper Nile and Eastern Equatoria reached 1.2 million people (552,000 men, 648,000 women), improving understanding of their rights and entitlements. WFP distributed 162 banners on entitlements across nutrition sites in Bor County, which helped enhance programme visibility. WFP established help desks, suggestion boxes and printed hotline numbers on ration cards. These efforts strengthened transparency, built trust and helped the affected populations voice concerns on food assistance.

WFP, Concern Worldwide, the Community Engagement Network and The Radio Community delivered 174 multilingual public service announcements in Aweil, Malakal and Renk focusing on nutrition, cash assistance eligibility, GBV prevention, health and flood early warning alerts, amongst others.[9] The messages reached 2.1 million people, reinforcing accountability through real-time feedback loops and biweekly bulletins.

WFP commissioned an information ecosystem assessment[10] in Aweil, Malakal and Renk. Challenges identified included language barriers, low satisfaction with humanitarian information[11] and limited awareness of feedback mechanisms.[12] To address the challenges, WFP redesigned 255 messages and 2,655 Information Education Communication materials and translated 500 pictorial guides into Dinka, Nuer and Arabic. These efforts ensured content clarity across varying literacy levels and enhanced understanding of entitlements and services.

Following the rollout of community-based targeting, WFP introduced minimum standards for cooperating partners and WFP field offices to guide fair, transparent and consistent beneficiary selection. This approach reduced bias in community leadership, strengthened compliance with audit recommendations and ensured assistance reached the most vulnerable.

WFP trained 70,000 members of community groups and local authorities, including Project Management Committees,[13] Mother-to-Mother Support Groups, Community Nutrition Volunteers, School Management Committees and farmer groups. Training topics included technical skills, conflict resolution, risk mitigation and practical strategies for safeguarding women and girls within communities. These efforts equipped the participants with skills to identify and address risks, and maintain the safety, dignity and rights of the most vulnerable.

The Community Feedback Mechanism (CFM) remained central to WFP operations, acting as a vital tool for community voices. Encompassing help desks, a hotline and suggestion boxes, the CFM received 9,266 pieces of feedback, including 87 requests for information, 317 requests for assistance, 8,347 complaints related to the humanitarian assistance, 63 complaints related to access, safety and security concerns. About 442 cases comprised appreciation to humanitarian partners, with 10 cases not categorized. Of the 9,266 cases reported, WFP resolved and closed 9,251 cases, with only 15 cases remaining open by 31 December.

Environmental sustainability

WFP works to enhance the environmental and social sustainability of its operations while limiting the potentially negative impacts on people, communities and the natural environment resulting from WFP programme activities and support operations such as administration, procurement, logistics, information technology and travel

Environmental and Social Safeguards (ESS)

South Sudan faces severe environmental challenges, including land degradation, recurrent flooding, prolonged dry spells, and intensifying heat waves,[1] all of which undermine livelihoods, food security and resilience in vulnerable communities.[2] Flooding and waterlogging remain the most pressing environmental threats. About 5.4 million people in South Sudan live in areas exposed to moderate flood hazard.[3] In 2025, floods affected 1.35 million people across 39 counties in eight states, with Jonglei and Unity states accounting for 88 percent of those affected. Floods also displaced 376,000 people.[4] Rising temperatures and changing rainfall patterns have intensified droughts and heat waves, reducing water availability and agricultural productivity. These shocks cut off roads, restrict access to markets, social services and humanitarian aid and exacerbate already critical levels of food insecurity.

Droughts and extended dry spells remain recurrent in the Eastern Equatoria region, especially Kapoeta, where grazing lands and water sources dry up, leading to livestock deaths and reduced crop yields. The cycles of floods followed by dry spells make agricultural planning difficult, leaving farmers unable to adapt. Floods also create breeding grounds for waterborne diseases, which worsen malnutrition among children and compound the already fragile health and nutrition situation.

WFP rehabilitated 516 km of roads in Jonglei, Unity, Northern Bahr el Ghazal states, the Greater Pibor Administrative Area, among other areas. The roads helped integrate markets, facilitated flow of humanitarian and commercial supplies and reduced isolation of communities in far-flung areas.

WFP constructed a nine-kilometre stretch of a reinforced flood-protection dyke in Jonglei State, from Jalle Payam to Nyany Payam, using heavy engineering machinery. The newly built dyke protected communities and livelihoods in Bor South and Twic East Counties in Jonglei State, enabling them to reclaim 1,640 km² of previously inundated land.

WFP also constructed 37 km of simple dykes to mitigate flood risks, safeguard farmland and enhance climate resilience. WFP also sensitized 79,400 people (16,200 male, 63,200 female) on early warning systems, safe zone mapping and escape routes, improving disaster preparedness and reducing environmental vulnerability.

WFP supported farmers to cultivate 10,048 hectares of crop farms and establish 277,657m² of vegetable gardens, alongside constructing 59 shallow wells and producing 129,066 seedlings. Staple crops such as rice, sorghum, cassava, and sweet potatoes have strengthened food security, diversified diets, and enhanced resilience at the community level.

WFP trained 26,000 farmers (11,000 male, 15,000 female) on good agronomic practices, including soil conservation and water management to promote sustainable agriculture and protect natural resources. WFP distributed 14,000 seedlings which contributed to biodiversity, carbon sequestration, and improved nutrition, benefiting 3,000 households (1,100 male, 1,900 female).

WFP safeguarded its programmes against unintended environmental impacts by undertaking Environmental Scoping, which categorizes projects according to risk levels. WFP subjected all infrastructure interventions to environmental screening. For high-risk projects such as the Jonglei dyke reconstruction, WFP undertook a detailed Environmental Impact Assessment to ensure compliance and mitigate potential harm. Most road rehabilitation projects were low-risk, where the environmental scoping provided sufficient safeguards.

Environmental Management System (EMS)

WFP South Sudan launched its Environmental Management System (EMS) in 2023 in line with the WFP Corporate Environmental Policy.[5] Since then, WFP South Sudan has implemented several environmental improvements to enhance sustainability and promote responsible resource management.

WFP installed a borehole to provide a reliable source of water for its office in Juba. In 2025, the borehole produced 110,000 litres a day, serving 90 staff. The borehole improved water security by reducing dependence on external water supplies. The borehole also improved water quality, and emergency preparedness in the case of office lockdown and contributed to cost efficiency, leading to savings USD 220 per day.

WFP continued to develop a wastewater treatment plant, with installation expected to be complete in the first quarter of 2026. The plant comprises three units strategically placed around the residential area of the compound, serving 130 staff. Once complete, it will improve wastewater management, while also recycling wastewater for activities such as irrigation and landscaping, washing vehicles and watering the murram roads during the dry season. It will also reduce water consumption and save cost. Additionally, WFP constructed a soak-away pit to manage wastewater generated from the kitchen and laundry facilities.

WFP established an agreement with UNMISS for the proper disposal of medical waste to continuously integrate sustainable waste management. This agreement will ensure a responsible disposal and compliance with safety and environmental regulations. WFP continued to piggyback on UNMISS Long Term Agreements for the recycling and disposal of other waste types such as tyres, oil and batteries. Through this collaboration, WFP disposed of 32 metric tons (mt) of tyres, batteries, air conditioners, and used oil via a licensed and vetted waste service provider.

In the transition to renewable energy, WFP has become a leading partner in the South Sudan Joint Solarization Project, a pioneering collaboration between four UN agencies (WFP, UNMISS, IOM and UNICEF) aimed at transforming UN operations in South Sudan by pooling energy demand to implement large-scale solar power solutions. Co-led by UNMISS and WFP, the project addresses the high costs and CO□ emissions from diesel generators, leveraging South Sudan's strong solar potential to help meet UN emission reduction targets and the 2030 Sustainable Development Goals.[6] The initiative will solarize priority UN sites (13.5 MWp) through innovative Power Purchase Agreements, with private sector partners financing, installing and operating the systems, while the UN purchases clean electricity. This approach delivers cost savings, operational efficiency, resilience and emissions reductions, while fostering UN-to-UN collaboration, building local capacity and supporting energy access for host communities.

Nutrition integration

Communities, households and individuals supported by WFP are able to meet their nutritional needs and protect their nutrition status in the face of shocks and long-term stressors, through an effective combination of fortified food, specialized nutritious products and actions to support diet diversification

WFP continued to strengthen nutrition resilience by mainstreaming nutrition across emergency, food security, school feeding and gender programmes. At the community level, referral systems linking schools, health facilities and nutrition sites enabled early identification of malnutrition and illness, while Social Behaviour Change Communication (SBCC) ensured consistent messaging on Maternal Infant Young Child Nutrition, hygiene and dietary diversity. These approaches help communities sustain healthier practices despite shocks such as conflict and flooding.

At the household and individual level, WFP promoted food production through home gardens, supported school feeding with fortified meals and nutrition education and integrated gender-based violence risk mitigation into nutrition sites to provide safe spaces for women and children. Nutrition-sensitive targeting prioritized households with young children, women, and persons with disabilities, addressing inequality in access to healthy diets while enabling families to diversify livelihoods and reduce dependency on assistance.

WFP introduced a hybrid transfer modality[1] to fill shortfalls left by pulses and vegetable oil, ensuring that the food basket met expected nutritional standards despite pipeline breaks in food commodities. WFP conducted health and nutrition awareness sessions under the General Food Distribution Plus (GFD+),[2] reaching 255,800 individuals (85,000 male and 170,800 female) with support from 183 Community Nutrition Volunteers (100 male and 90 female), promoting practices such as exclusive breastfeeding and diversified diets. To strengthen nutrition-sensitive livelihoods, FAO supported GFD+ households with seeds, farming tools, and fishing kits, enabling access to nutrient-rich foods and reducing reliance on food assistance.

In 2023, WFP South Sudan's nutrition-sensitive programming remained limited[3] with a modest baseline score, reflecting fragmented integration across emergency, school feeding and livelihoods. In 2024, WFP developed guidance notes to embed nutrition-sensitive activities. In 2025, the guidance notes matured into operational frameworks with indicators mainstreamed into monitoring tools and field level agreements. Nutrition-sensitive programming is now core across all WFP programmes, with cross-units collaboration and resilience-building initiatives advancing equity and sustainability.

WFP operationalized its nutrition-sensitive programming across emergency, school feeding, livelihoods and asset creation and livelihood activities. This operationalization included mainstreaming nutrition-sensitive indicators into monitoring tools and Field Level Agreements, ensuring that all partners integrated dietary diversity, hygiene and care practices into programme delivery. The national nutrition-sensitive/SBCC Taskforce matured into a cross-agency platform, harmonizing messaging and enabling joint planning across humanitarian and development actors.

By 31 December, nutrition-sensitive programming had become a core element of WFP's portfolio, embedded in resilience-building initiatives and aligned with national systems. School feeding incorporated fortified meals and nutrition education, emergency units integrated nutrition objectives into response plans, and livelihoods programming promoted household food production. A joint FAO-WFP-UNICEF proposal for local solutions in acute malnutrition management was finalized for technical review, marking a major step toward institutionalizing nutrition-sensitive approaches beyond emergency response and advancing sustainability.

Partnerships

Quality flexible funding

WFP continued to prioritise flexible and predictable funding to ensure efficient humanitarian delivery amid volatility driven by sub-national conflict, displacement and climate shocks. Flexible donor contributions helped WFP sustain life-saving food and cash assistance, reprogramme resources in real time and reinforce national systems. Multi-year funding helped maintain continuity, reduce operational disruption and improve cost-effectiveness in procurement. In 2025, 11 percent of WFP's total contributions were flexible, while 89 percent were earmarked/non-flexible.

Engagements with the Government and International Financial Institutions

WFP engaged with the Government and key International Financial Institutions (IFIs) to provide technical assistance and implementation support to social protection and food security systems, including an International Fund for Agricultural Development-funded intervention to provide emergency food assistance to communities impacted by flooding. WFP contributed to the joint Government and World Bank diagnostic study on the social registry, an essential step towards a national social protection system with links to humanitarian and other sectoral programmes.

WFP provided regular food security analysis and data to inform government and IFI planning and decision making. WFP also participated in joint appraisal and coordination missions with Government, the World Bank, and the African Development Bank to streamline programme design and delivery. These mechanisms helped align humanitarian operations with government priorities and improve targeting of assistance.

WFP reinforced engagement with the Ministries of Humanitarian Affairs and Disaster Management, Agriculture and Food Security, Health, General Education and Instruction, Finance and Planning, and Gender, Child and Social Welfare. WFP participated in the joint Ministry of Finance-World Bank appraisal mission in August, providing technical inputs on programme design, targeting and monitoring for IFI-funded food security and social protection interventions. These engagements improved policy coherence, reinforced government leadership in programme design, and enhanced alignment of WFP interventions with national priorities.

NGO collaboration

WFP collaborated with 55 NGOs, 19 of them national NGOs. The total value of Field-Level Agreements (FLAs) with NGOs stood at USD 57 million, with 17 percent of funds allocated to national NGOs. These collaborations helped deliver food assistance, support livelihoods, and enhance resilience and social protection for the targeted people.

Through the UN Partner Portal (UNPP),[1] WFP accessed comprehensive profiles of national NGOs, including their operational capacity, geographic focus and risk management information. The Protection from Sexual Exploitation and Abuse (PSEA) module within UNPP helped WFP assess and strengthen NGOs' PSEA capacities, ensuring that WFP engaged only NGOs with adequate safeguards. As of 31 December 2025, WFP had assessed 52 out of the 55 active partners, indicating an advanced level of implementation of this tool.

WFP leveraged the Partner Connect platform[2] to enhance digital oversight of FLAs, distribution reports and invoices. The platform helped track the status of FLAs and invoices, enabling partners to follow up, suggest adjustments and ensure timely submissions. The two-way tracking system improved transparency, strengthened coordination, and supported evidence-based decision-making across the partnership portfolio.

WFP convened strategic dialogues to assess progress and explore innovation opportunities. These engagements informed the development of the 2026 Cooperating Partner Engagement Strategy, which defines the strategic direction for partnerships amidst funding challenges. The strategy outlines geographical prioritisation, cost-efficiency measures and partnership modalities to sustain impact despite constrained resources.

The Reconciliation Stabilization and Resilience Trust Fund (RSRTF)[3] contributed to violence reduction through nexus programming in Jonglei and Warrap states and the Greater Pibor Administrative Area (GPAA). The partners concluded the Jonglei and GPAA Phase 2 of the programme while the Greater Tonj programme in Warrap State entered its second phase with its geographical coverage expanded to northern Lakes. RSRTF strengthened community governance structures, justice and rule of law services and livelihoods. The expansion of the RSRTF to Lakes State will deepen impact by strengthening community structures for inter- and intra-state peace building and justice and rule of raw services. The programme will also support climate-smart agriculture and livelihood diversification in more resilient food and market systems.

WFP entered multi-year FLAs with five cooperating partners to enhance predictability, coherence, and sustainability. These longer-term arrangements facilitated joint planning, streamlined implementation and improved operational efficiency. Multi-year partnerships also allowed for stronger alignment with WFP strategies with enhanced partner

investment in systems strengthening.

WFP intensified assurance processes by conducting comprehensive capacity assessments across all cooperating partners. These assessments provided evidence-based data on partner capacities and operational risks. The findings will guide targeted capacity-strengthening and assurance activities for 2026.

Private Sector

WFP strengthened its engagement with the private sector which contributed USD 2.56 million, enabling WFP to sustain life-saving assistance and support school feeding programmes. Individual donors contributed USD 629,000, representing 24.6 percent of private contributions.

Beyond financial resources, private sector support amplified WFP's visibility and influence with communities, authorities, and donors, reinforcing collaboration with government counterparts and strengthening coordination mechanisms. These combined efforts contributed to addressing acute hunger, enhancing resilience, and supporting national priorities.

Focus on localization

A defining feature of WFP's 2025 partnerships was the mandatory consortium model for cross-cutting community engagement, with inclusion of grassroot and community-based organizations (CBOs) such as The Radio Community and Community Engagement Network supporting communication with communities. This model ensured meaningful participation of local actors, brought deep contextual knowledge, strong community linkages, enabling WFP to align programme implementation with local needs and national priorities. Through this approach, smaller CBOs gained opportunities to strengthen their institutional capacity and play a greater role in delivering services and fostering community ownership.

WFP collaborated with the Women Agency for Resilience and Transformation (WART), a women-led national NGO. WART championed social and behavioural change activities targeting gender-based violence prevention in schools and resilience settings, reinforcing gender and protection-related challenges.

WFP trained staff from 18 national NGOs focusing on key thematic and operational areas, including financial reporting and compliance, PSEA, gender and protection. Additional training sessions focused on strengthening partners' capacity in preparation and submission of budgets and proposals to WFP. This investment in local partner capacity helped build stronger, more accountable NGO operations, ultimately enhancing the quality, efficiency and impact of humanitarian assistance.

Focus on UN inter-agency collaboration

WFP strengthened collaboration with UN agencies to enhance programme integration and efficiency. WFP, IOM and UNHCR collaborated to provide immediate food and nutrition assistance to new arrivals from Sudan. Tripartite agreements with UNHCR and NGOs facilitated nutrition and livelihoods programmes in refugee camps and host communities, combining WFP's logistics capacity, and UNHCR's protection mandate for comprehensive assistance.

WFP and UNICEF continued to implement the Joint Resilience Programme (JRP) to integrate nutrition into a multi-sectoral approach to strengthen resilience. Through a package that includes school feeding, acute malnutrition supplementation, water sanitation and hygiene improvements and scholastic material, Social Behaviour Change Communication, the programme addresses drivers of malnutrition while promoting health and education. In 2025, the JRP reached 890,000 people, linking nutrition with health, education, livelihoods and social protection. This holistic approach enhanced dietary diversity, reduced vulnerability, and fostered long-term resilience and self-reliance.

WFP continued to strengthen the partnership collaboration with UNICEF through a Joint Action Plan to implement and scale up integrated interventions focusing on nutrition, health, education, and social protection. WFP and UNICEF placed special attention to the digitization of data for the management of child wasting through the Conditional On-Demand Assistance (CODA) in 220 health facilities in Northern Bahr el Ghazal and Lakes States. CODA improved efficiency, real-time visibility, and evidence-driven decision-making in the management of child wasting.

A data-sharing agreement with UNHCR and IOM provided biometric and biographic datasets[4] integrated into WFP's SCOPE,[5] strengthening beneficiary data management. Additional agreements with FAO, Oxfam, and GOAL International further enhanced access to cleaned, registered information, reinforcing a robust data ecosystem. WFP and UNFPA signed a letter of engagement mapping out areas of collaboration on nutrition and sexual reproductive health rights and GBV prevention and risk mitigation.

Financial Overview

The first budget revision, approved in 2024, reduced the WFP Country Strategic Plan's (CSP) annual needs-based plan for 2024 and 2025 from USD 1.2 billion per year to USD 897 million, a 27 percent reduction each year. This adjustment aimed to prioritise life-saving assistance for populations facing the Integrated Food Security Phase Classification Phase 4 (Emergency) and Phase 5 (Catastrophe) food insecurity levels, resulting in significant cuts to resilience programming to focus resources on the most acute needs. By 31 December 2025, WFP had mobilized USD 892.7 million, including carry-over balances from 2024 and funds received towards the end 0f 2025 but were for 2026. Cumulatively, resources mobilized since the start of the CSP reached 65 percent of the needs-based plan.

CSP funding at strategic outcome level

About 98 percent of non-flexible contributions were earmarked for specific Strategic Outcomes, with Strategic Outcome 1 receiving the highest priority. Strategic Outcome 1 accounted for 57 percent of funding, reflecting the CSP's focus on emergency needs. Strategic Outcome 2 and 3 accounted for 17 percent and 12 percent of the funding, respectively. Strategic Outcome 4 remained the least funded, accounting for 1 percent. Strategic Outcome 5 represented 14 percent of resources.

Funding inflows

Of the total funding received in 2025, USD 705 million (or 79 percent), came from directed contributions.[1] An additional USD 81 million (14 percent) was secured through multilateral allocations,[2] further diversifying the funding base. To bridge timing gaps and ensure operational continuity, WFP drew on internal financing mechanisms,[3] including USD 176 million through the Macro-Advance Financing facility,[4] later converted into the Immediate Response Account.[5] Further, WFP secured a USD 9.6 million from the Internal Project Lending facility.[6] These instruments enabled the early deployment of resources, supported the timely prepositioning of food, ensuring that assistance reached the most vulnerable populations with minimal interruption.

Timing of resources

WFP continued to advocate early confirmation of funding allocations to enable timely planning and delivery of assistance. Late confirmation of funding led to delays in the arrival of commodities, limiting WFP's ability to support populations in hard-to-reach areas and impacting 1.6 million people due to delayed prepositioning. The last quarter of 2025 brought significant top-ups from three resource partners, which increased available resources but came with short and tight delivery timelines, creating operational challenges for procurement and distribution within compressed timelines. To mitigate these risks and ensure an optimal supply chain, WFP advocated the need to ensure at least 40 percent of 2026 funding requirements by the third quarter of 2025, with gradual increases of 10 percent per month, aiming for 90 percent of funding secured by May 2026 to enable timely prepositioning and uninterrupted assistance to the most vulnerable populations.

Joint financing programmes

WFP strengthened joint financing arrangements with UN agencies and private sector partners, fostering synergies that enhanced resilience, peacebuilding, and food security outcomes. WFP, FAO, and International Trade Centre launched the European Commission-funded Green and Resilient Agriculture and Climate Economy programme in Juba, Aweil and Rumbek counties. This is a four-year initiative promoting sustainable, climate-resilient economic development and improved food and nutrition security.

WFP also advanced Phase II of the Reconciliation Stabilization and Resilience Trust Fund programme in the Greater Tonj and Northern Lakes State, in collaboration with United Nations Development Programme, United Nations Mission in South Sudan, the Organisation for Children's Harmony, Peace Canal, and the Adventist Development and Relief Agency, leveraging complementary peacebuilding and resilience expertise. WFP initiated Phase II of a multi-year resilience project with UNICEF and Germany's development bank (KfW) targeting urban and peri-urban communities in Aweil, Yambio, Torit and Juba. Further, WFP, UNICEF, and IOM continued to implement the INTPA-funded programme to strengthen access to education and livelihoods in Wau, Twic and Kuajok, delivering integrated school meals, water sanitation and hygiene and resilience activities for returnees. These joint programmes expanded WFP's operational reach and deepened partnerships, creating efficiencies and amplifying impact across South Sudan.

Unforeseen circumstances

WFP faced severe challenges that impacted operational planning and resource allocation. In response to the broader reduction in the humanitarian funding landscape in 2025, WFP worked to diversify and broaden its donor base. This included strengthening engagement with the private sector and cultivating partnerships with non-traditional donors to

help sustain critical operations. The escalating humanitarian crisis triggered by the conflict in the Greater Upper Nile region restricted access to the affected populations. These developments disrupted prepositioning plans and strained already limited resources, as WFP moved to address acute food insecurity among newly displaced populations. Insecurity and access challenges in Upper Nile and Jonglei also compounded operational constraints by hampering river deliveries and reducing programme coverage in the hardest conflict-hit counties. WFP worked with donors and partners to secure contributions and adjust programming, ensuring continuity of food and nutrition assistance.

Annual CSP Financial Overview by Strategic Outcome (Amount in USD)

Result chain	Country Portfolio Needs	Implementation Plan	Available Resources	Expenditure
SDG Target 1. Access to Food	486,534,203	367,268,205	436,294,850	295,836,733
Non strategic outcome, non activity specific	0	0	231,871	0
SO01: Crisis-affected populations in South Sudan including refugees, internally displaced persons, returnees and host populations are able to meet their food and nutrition needs in anticipation of, during and in the aftermath of crises.	486,534,203	367,268,205	436,062,980	295,836,733
Activity 01: 01: Provide life-saving food and nutrition assistance to crisis-affected populations to support their self-reliance, readiness, and recovery	486,534,203	367,268,205	436,059,206	295,836,733
Non-activity specific	0	0	3,774	0
SDG Target 2. End Malnutrition	139,931,515	104,021,640	156,124,982	91,686,295
SO02: Populations in vulnerable situations in South Sudan have enhanced nutrition, health and education and improved access to safety nets all year round.	139,931,515	104,021,640	156,124,982	91,686,295
Activity 02: 02: Provide nutrition and health support to targeted groups	115,991,070	88,294,649	126,380,379	77,753,323

Activity 03: 03: Provide nutritious school meals to school children and engage vulnerable urban and rural youth in skills training activities.	23,940,445	15,726,991	28,489,815	13,932,972
Non-activity specific	0	0	1,254,788	0
SDG Target 4. Sustainable Food System	94,647,744	60,966,892	85,399,386	47,783,479
SO03: Food insecure and shock-affected populations in targeted areas especially women and youth have improved livelihoods and more resilient and sustainable food systems by 2030.	94,647,744	60,966,892	85,399,386	47,783,479
Activity 04: 04: Engage targeted communities in resilience building activities including through community asset creation and climate adaptation using a conflict-sensitive and gender transformative approach	62,143,674	36,512,946	29,318,438	18,967,328
Activity 05: 05: Engage targeted food-insecure populations, especially women and youth in livelihood development and market support activities	12,470,233	8,784,463	19,964,986	4,303,627
Activity 06: 06: Develop, rehabilitate and maintain essential infrastructure for targeted communities	20,033,837	15,669,483	34,275,669	24,512,523
Non-activity specific	0	0	1,840,294	0
SDG Target 5. Capacity Building	1,388,763	653,251	496,136	306,417

SO04: National institutions and partners in South Sudan have strengthened capacity and systems for managing food security, nutrition, social protection and climate adaptation policies and programmes by 2030.	1,388,763	653,251	496,136	306,417
Activity 07: 07. Provide policy support, and technical assistance to the Government and partners in the areas of food security, nutrition, social protection, anticipatory action, emergency preparedness and response, climate change adaptation and disaster risk management.	1,388,763	653,251	496,136	306,417
SDG Target 8. Global Partnership	77,234,588	63,838,713	96,791,802	57,406,377
SO05: Humanitarian and development partners in South Sudan have access to reliable common services and expertise enabling them to reach vulnerable people and respond to needs, throughout the year.	77,234,588	63,838,713	96,791,802	57,406,377
Activity 08: Provide air transport services (passengers and light cargo) and aviation sector technical assistance to the humanitarian community and other partners.	51,329,402	43,544,125	66,225,478	39,484,065
Activity 09: Provide mandated information management, logistics and coordination services to the humanitarian community and partners through the logistics cluster.	15,708,270	12,096,487	22,147,597	11,365,224
Activity 10: 10: Provide on-demand services and expertise to humanitarian and development partners.	10,196,915	8,198,101	8,418,727	6,557,088
Non-SDG Target	0	0	33,305,148	0

Total Direct Operational Costs	799,736,813	596,748,701	808,412,305	493,019,300
Direct Support Costs (DSC)	43,898,768	36,981,584	54,336,644	30,239,063
Total Direct Costs	843,635,582	633,730,284	862,748,949	523,258,363
Indirect Support Costs (ISC)	54,137,131	40,626,569	29,966,988	29,966,988
Grand Total	897,772,713	674,356,853	892,715,937	553,225,351

Data Notes

Overview

[1] The SPHERE standards are a set of principles and minimum humanitarian standards in four technical areas of humanitarian response: water sanitation and hygiene (WASH), food security and nutrition, shelter and Health.

[2] General Food Distribution Plus (GFD+) is a humanitarian intervention that goes beyond traditional emergency food assistance. It integrates value-added solutions and community-driven approaches to address the root causes of food insecurity and build long-term resilience among vulnerable populations.

[3] The famine prevention response was part of the multi-sectoral response plan endorsed by humanitarian partners. This multisectoral response targeted Fangak and Canal-Pigi counties in Jonglei State, Nassir, Ulang, Panyikang and Longochuk counties in Upper Nile State and Panyijar County in Unity state.

[4] SCOPE is WFP's beneficiary information and transfer platform. Its functionalities and capabilities facilitate WFP's work by making daily tasks easier and more efficient. The data stored in it can be used to identify trends, emerging needs, and issues, allowing WFP to know the people and the context so that humanitarian partners can adapt and provide more meaningful services. SCOPE helps WFP and humanitarian partners to enhance the impact of humanitarian operations by ensuring the right people receive the intended benefit at the right time and in the best way.

[5]The Republic of South Sudan: 2024 Voluntary National Review Report on the Implementation of Sustainable Development Goals June 2024. Accessed at https://hlpf.un.org/sites/default/files/vnrs/2024/South%20Sudan%202024%20VNR%20Report.pdf

[6] UNICEF and WFP (2024) Promising Practices for Integrated School Health and Nutrition Programming: The Joint Resilience Programme in South Sudan. Accessed at https://www.unicef.org/esa/media/15161/file/UNICEF-WFP-Schools-Case-Study-South-Sudan-2024.pdf

[7] UNICEF and WFP (2024) Promising Practices for Integrated School Health and Nutrition Programming: The Joint Resilience Programme in South Sudan. Accessed at https://www.unicef.org/esa/media/15161/file/UNICEF-WFP-Schools-Case-Study-South-Sudan-2024.pdf

[8] The Global Acute malnutrition remain above the World Health Organization emergency threshold of 15 percent.

[9] South Sudan: Integrated Food Security Phase Classification and Malnutrition Analysis. Accessed at https://www.ipcinfo.org/fileadmin/user_upload/ipcinfo/docs/IPC_South_Sudan_Acute_Food_Insecurity_Malnutrition_Sep2025_July2026_Report.pdf

[10] WFP (2025) WFP warns that six critical operations are facing significant food aid pipeline breaks by year-end. Accessed at https://www.wfp.org/news/wfp-warns-six-critical-operations-are-facing-significant-food-aid-pipeline-breaks-year-end

[11] Under the 'beneficiaries by programme area chart' in the overview section, the 257,203 people reached under Asset Creation and Livelihoods (ACL) include 16,691 people reached under the urban safety net programme. The inclusion of the people assisted under the urban safety programme was occasioned by a tagging issue in the WFP country office tool for managing (programme operations) effectively (COMET), where the people assisted under the urban safety nets were tagged under the ACL. So, the actual number of people reached only under the ACL was 240,512 as indicated under the Programme Performance Section (Strategic Outcome 3, under Activity 4).

Operational context

[1] United Nations Office for the Coordination of Humanitarian (2025) South Sudan Situation: Displacement Overview (as of 02 Nov 2025). Accessed at https://reliefweb.int/report/south-sudan/south-sudan-situation-displacement-overview-02-nov-2025

[2] The Upper Nile conflict also displaced 204,000 people into Sudan, including 72,000 South Sudanese. See UNHCR (2025) CORE Sudan: Influx from South Sudan - 5 October 2025. Accessed at https://data.unhcr.org/en/documents/details/119021

[3] UNHCR (2025) Operational Data Portal. Accessed at https://data.unhcr.org/en/country/ssd. Accessed on 11 February 2025

[4] UNHCR and IOM Daily Arrivals' Dashboard. Accessed at https://app.powerbi.com/view?r=eyJrIjoiZTMwNTljNWYtYmVhYi00ZGI2LTgwYzAtN2UyNDZmZTRlNjBkIiwidCI6IjE1ODgyNjJkLTIzZmItNDNiNC1iZDZlLWJjZTQ5YzhlNjE4NiIsImMiOjh9&pageName;=ReportSection95859b8850a76994e6fb. Accessed on 12 February 2025

[5] UNHCR and IOM Daily Arrivals' Dashboard. Accessed at https://app.powerbi.com/view? r=eyJrIjoiZTMwNTljNWYtYmVhYi00ZGI2LTgwYzAtN2UyNDZmZTRlNjBkIiwidCI6IjE1ODgyNjJkLTIzZmItNDNiNC1iZDZlLWJjZTQ5YzhlNjE4NiIsImMiOjh9&pageName;=ReportSection95859b8850a76994e6fb. Accessed on 12 February 2025

[6] UNHCR (2025) Operational Data Portal. Accessed at https://data.unhcr.org/en/country/ssd. Accessed on 11 February 2025

[7] United Nations Office for the Coordination of Humanitarian (2024). South Sudan: Humanitarian Needs and Response Plan 2025 (December 2024). Accessed at https://reliefweb.int/report/south-sudan/south-sudan-humanitarian-needs-and-response-plan-2025-december-2024

[8] South Sudan Integrated Food Security Phase Classification (June 2025). Accessed at https://www.ipcinfo.org/fileadmin/user_upload/ipcinfo/docs/IPC_South_Sudan_Acute_Food_Insecurity_Malnutrition_April_July2025_Report.pdf

[9] Borgomeo, Edoardo, Claire Chase, Nicolas Salazar Godoy, and Victor Osei Kwadwo. 2023. Rising from the Depths: Water Security and Fragility in South Sudan. International Development in Focus. Washington, DC: World Bank. doi:10.1596/978-1-4648-1943-8. Accessed at https://openknowledge.worldbank.org/entities/publication/91048a50-eacb-5a24-9fa4-30cf8a9a9c9b

[10] Norsk Utenrikspolitisk Institutt (2025) Climate, Peace and Security Fact Sheet: South Sudan. Accessed at https://www.nupi.no/news/climate-peace-and-security-fact-sheet-south-sudan3

[11] United Nations Office for the Coordination of Humanitarian (2025). South Sudan Floods Snapshot (November 2025). Accessed at https://www.unocha.org/publications/report/south-sudan/south-sudan-floods-snapshot-30-november-2025

[12] UNHCR (2025) South Sudan Situation: External Update #6 - November 2025. Accessed at https://reliefweb.int/report/south-sudan/south-sudan-situation-unhcr-external-update-6-november-2025

[13] United Nations Office for the Coordination of Humanitarian (2025) South Sudan: Flooding Situation Flash Update No. 3 (As of 17 September 2025). Accessed at https://reliefweb.int/report/south-sudan/south-sudan-flooding-situation-flash-update-no-3-17-september-2025

[14] United Nations (2025) South Sudan's longest cholera outbreak enters critical stage. Accessed at https://www.ungeneva.org/en/news-media/news/2025/07/108254/south-sudans-longest-cholera-outbreak-enters-critical-stage

[15] World Health Organization (2025) South Sudan Cholera Dashboard. Accessed at https://worldhealthorg.shinyapps.io/cholera_dashboard/

[16] The case fatality rate stood at 1.7 percent, above the WHO threshold of below 1 percent.

[17] World Bank in South Sudan (2025). Accessed at https://www.worldbank.org/ext/en/country/southsudan/fragments/strategy

[18] WFP (2025) South Sudan Exchange rates. Accessed at https://dataviz.vam.wfp.org/eastern-africa/south-sudan/economic/exchange-rates

[19] WFP (2025) WFP South Sudan Weekly Market Price Bulleting (17 – 23 November). Accessed at https://docs.wfp.org/api/documents/WFP-0000170748/download/

[20] United Nations (2024): Voluntary National Reviews 2024. Accessed at https://hlpf.un.org/countries/south-sudan/voluntary-national-reviews-2024

[21] The Republic of South Sudan: 2024 Voluntary National Review Report On the Implementation of Sustainable Development Goals June 2024. Accessed at https://hlpf.un.org/sites/default/files/vnrs/2024/South%20Sudan%202024%20VNR%20Report.pdf#page=9&zoom;=100,92,771

[22] UNICEF South Sudan (2023). Accessed at https://www.unicef.org/southsudan/invest-education-invest-teachers-invest-future

[23] WFP (2022) South Sudan's road out of hunger. Accessed at https://reliefweb.int/report/south-sudan/south-sudans-road-out-hunger

[24] Concern Worldwide (2022). Gender Equality in South Sudan: What We Know in 2022. Accessed at https://www.concern.net/news/gender-equality-in-south-sudan

[25] UN Women (2022) Sexual and Gender-Based Violence (SGBV) in South Sudan. Accessed at https://africa.unwomen.org/sites/default/files/2025-01/sectoral_brief_on_sexual_and_gender-based_violence_in_south_sudan_0.pdf

[26] The Revised National Development Strategy for South Sudan – 2021- 2026: Consolidate Peace, Stabilize the Economy. Accessed at https://www.undp.org/south-sudan/publications/revised-national-development-strategy-south-sudan-2021-2024

[27] The South Sudan Gender-Based Violence (GBV) Bill remains under review and has not yet been passed into law.

[28] UNMISS is a critical provider of security, particularly in high-risk areas, UNMISS enables humanitarian actors, including WFP, to deliver life-saving assistance where insecurity threatens access.

[29] General Food Distribution Plus (GFD+) is a humanitarian intervention that goes beyond traditional emergency food assistance. It integrates value-added solutions and community-driven approaches to address the root causes of food insecurity and build long-term resilience among vulnerable populations.

Strategic outcome 01

[1] Sustainable Development Goal (SDG 2.1) focusses on access to food. By 2030, end hunger and ensure access by all people, in particular the poor and people in vulnerable situations, including infants, to safe, nutritious and sufficient food all year round.

[2] The percentage of the confirmed funding for this Strategic Outcome as reflected in this paragraph is lower than what is indicated in the 'Annual CSP Financial Overview by Strategic Outcome' table under the Financial Overview Section of this report. This is because the column 'Available Resources' in the financial overview table includes USD 243 million that was confirmed in 2025 for utilization in 2026. This 2026 contribution affected Strategic Outcome 1 (Activity 1), Strategic Outcome 2 (Activity 2 & 3) and Strategic Outcome 3 (Activity 4 and 5) and Strategic Outcome 5 (Activity 8 & 9).

[3] Under IPC Phase 4 (or emergency), Households either have large food consumption gaps which are reflected in very high acute malnutrition and excess mortality or are able to mitigate large food consumption gaps but only by employing emergency livelihood strategies and asset liquidation. Accessed at https://www.ipcinfo.org/famine-facts/

[4] The SPHERE Project (2018) recommends 2,100 kilocalories per person per day, with 10–12 percent of total energy provided by protein and 17 per cent provided by fat. Accessed at https://reliefweb.int/report/world/sphere-handbook-humanitarian-charter-and-minimum-standards-humanitarian-response-2018

[5] The lean season response run from January to August, while the famine prevention response from September to December.

[6] WFP delivered the Blanket Supplementary Feeding Programme (BSFP) under Strategic Outcome 1 alongside general food assistance. This arrangement meant that people targeted by BSFP under Strategic Outcome 1 received their BSFP rations simultaneously with GFD rations.

[7] WFP's lean season response in South Sudan refers to emergency food and nutrition assistance provided to households during the hunger season, when households run out of food stocks before the next harvest. It is at this time that vulnerable host populations face the highest risk of acute food insecurity. It is the period between planting and harvest when food supplies are depleted, and most families struggle to access food, often resorting to crisis and emergency coping mechanisms. Typically, the lean season starts from April through to July. WFP's lean season response includes both food and nutrition assistance.

[8] In 2025, 41counties were categorized into three priorities: Priority 1, 2 and 3 as determined by the severity of food insecurity and the proportion of population facing Emergency and above food insecurity levels, with Priority 1 counties being the most severely food insecure.

[9] The famine prevention response was part of a multisectoral response endorsed by humanitarian partners endorsed in September 2025 to prevent deterioration into catastrophic food insecurity.

[10] These counties are Nasir, Ulang, Longochuk, and Panyikang in Upper Nile State, Fangak and Canal/Pigi in Jonglei State, and Panyijar in Unity state.

[11] These local leadership and community structures facilitated community validation exercises, helped resolve disputes, and supported monitoring to reduce inclusion and exclusion errors. This improved system also strengthened planning and resource allocation, ensuring that assistance reached the right people at the right time while fostering local ownership and trust. These criteria included food insecurity levels, vulnerability status, female-headed households with no source of income, households headed by orphans or with vulnerable children, vulnerable returnees, among others

[12] These are Bentiu/Rubkona and Malakal Protection of Civilian Sites in Unity and Upper Nile states, respectively.

[13] The focus is on returnees at the Joda entry point, Renk County, in transit centres at Renk and Malakal, and at final destinations wherever they were integrated into WFP's underlying programming.

[14] The Abkadra settlement is located 5 km from the current Transit Centre.

[15] SCOPE is WFP's beneficiary information and transfer platform. Its functionalities and capabilities facilitate WFP's work by making daily tasks easier and more efficient. The data stored in it can be used to identify trends, emerging needs, and issues, allowing WFP to know the people and the context so that humanitarian partners can adapt and provide more meaningful services. SCOPE helps WFP and humanitarian partners to enhance the impact of humanitarian operations by ensuring the right people receive the intended benefit at the right time and in the best way.

[16] General Food Distribution Plus (GFD+) is a humanitarian intervention that goes beyond traditional emergency food assistance. It integrates value-added solutions and community-driven approaches to address the root causes of food insecurity and build long-term resilience among vulnerable populations.

[17] In 2024, GFD+ messages reached 189,000 people.

[18] According to the World Health Organization, Kala-azar, also known as visceral leishmaniasis (VL), is a disease caused by protozoan parasites which are transmitted by the bite of infected female phlebotomine sandflies. It is characterized by irregular bouts of fever, weight loss, enlargement of the spleen and liver, and anaemia. Most cases occur in Brazil, east Africa and India. An estimated 50,000 to 90,000 new cases of VL occur worldwide annually, with only 25–45 percent reported to WHO. Accessed at https://www.who.int/news-room/fact-sheets/detail/leishmaniasis

[19] The school feeding programme included food distributions and cash-based transfers where WFP provided money to schools to buy food from local traders and producers.

[20] Initially drafted between 2013 and 2019, the National Disaster Risk Management Policy showed limited functionality in addressing disaster risks. Consequently, the Ministry of Humanitarian Affairs and Disaster Management initiated a review and update process in 2025.

[21] The WFP Gender and Age Marker is a corporate tool that codes, on a 0 to 4 scale, the extent to which gender and age are integrated into the design and monitoring of a WFP programme.

[22] WFP did not commit to collect data on Indicator '1.1.47: Retention rate, by grade: Retention rate'. The indicator had no 2024 follow up.

[23] Indicator A.5.g.2: Quantity of non-food items distributed has a zero planning value. WFP had not planned to distribute non-food items at the beginning of the year. However, due to increase in enrolment and having new schools onboarded, WFP had to provide additional saucepans, plates and other kitchen utensils.

[24] Indicators 1.1.16: Moderate acute malnutrition treatment default rate and 1.1.17: Moderate acute malnutrition treatment non-response rate should be under the heading 'Target Group: Refugees - Location: South Sudan - Modality: - Sub-activity: Treatment of moderate acute malnutrition. Instead, they appear under the heading 'Target Group: Refugees - Location: South Sudan - Modality: - Subactivity: Prevention of acute malnutrition' due to a data tagging issue in COMET.

Strategic outcome 02

[1] SDG Target 2.2 seeks to end all forms of malnutrition, including achieving targets on stunting and wasting in children under 5 years of age, and addressing the nutritional needs of adolescent girls, pregnant and lactating women and older persons.

[2] The United Nations Sustainable Development Corporation Framework's strategic priority 3 supports social development, including the protection of the most vulnerable people in South Sudan. It supports SDGs 1, 2, 3, 4 & 6) Accessed at https://southsudan.un.org/sites/default/files/2023-02/UN%20Sustainable%20Development%20SOUTH%20SUDAN-%20FINAL.pdf

[3] The Revised National Development Strategy (2021 – 2026) is one of South Sudan's primary development blueprints. Under the fourth and fifth core objectives (pillars), South Sudan seeks to increase support to the social sector for human capital development and protect the vulnerable population (objective 4); and mainstream gender in all development policies and programmes and empower women and youth as drivers of growth and nation-building (objective 5).

[4] The percentage of the confirmed funding for this Strategic Outcome as reflected in this paragraph is lower than what is indicated in the 'Annual CSP Financial Overview by Strategic Outcome' table under the Financial Overview Section of this report. This is because the column 'Available Resources' in the financial overview table includes USD 243 million that was confirmed in 2025 for utilization in 2026. This 2026 contribution affected Strategic Outcome 1 (Activity 1), Strategic Outcome 2 (Activity 2 & 3) and Strategic Outcome 3 (Activity 4 and 5) and Strategic Outcome 5 (Activity 8 & 9).

[5] The expanded criterion entails the use of one type of specialised nutritious foods in adjusted dosages as a substitute for the ideal product in short supply as a way to ensure non-interruption of critical assistance to malnourished children. In this case WFP used RUTF as a substitute for RUSF to supplement children with moderate acute malnutrition among children aged 6 – 59 months. When RUTF was in short supply, in coordination with UNICEF and the Nutrition cluster, WFP was also able to use RUSF to treat children with severe acute malnutrition.

[6] According to World Health Organization, Kala-azar, also known as visceral leishmaniasis (VL), is a disease caused by protozoan parasites which are transmitted by the bite of infected female phlebotomine sandflies. It is characterized by irregular bouts of fever, weight loss, enlargement of the spleen and liver, and anaemia. Most cases occur in Brazil, east Africa and India. An estimated 50 000 to 90 000 new cases of VL occur worldwide annually, with only 25–45 percent reported to WHO. Accessed at https://www.who.int/news-room/fact-sheets/detail/leishmaniasis

[7] WFP provided specialized nutritious foods to the patients for nutrition rehabilitation.

[8] CODA is a multifaceted digital solution designed to simplify and support the delivery of nutrition and health programmes through the digitization of contextualized protocols.

[9] This milestone was delivered through the General Food Distribution Plus (GFD+). GFD+ is a humanitarian intervention that goes beyond traditional emergency food assistance. It integrates value-added solutions and community-driven approaches to address the root causes of food insecurity and build long-term resilience among vulnerable populations.

[10] In 2024, WFP reached 110,100 people with nutrition-related messages.

[11] The SPHERE standards are a set of principles and minimum humanitarian standards in four technical areas of humanitarian response: water sanitation and hygiene (WASH), food security and nutrition, shelter and Health.

[12] The targets for cure rate, defaulter rate, death and nonresponse rate were > 75 percent, <15 percent, < 3 percent and < 10 percent, respectively.

[13] The study, conducted by ForAfrika and finalized in 2025, aimed to assess what activities the skills development graduates were undertaking after going through the trainings and after receiving startup capital from WFP.

[14] These are households participating in the urban safety net programme.

[15] The joint action to stop wasting initiative is part of WFP and UNICEF's transition to the new WHO guidelines for managing and preventing wasting (acute malnutrition).

[16] The WFP Gender and Age Marker (GaM) is a corporate tool that codes, on a 0 to 4 scale, the extent to which gender and age are integrated into the design and monitoring of a WFP programme.

[17] Other output indicator A.1.2: Actual figures for beneficiary group 'HIV/TB Care & treatment' are incomplete due to a beneficiary tagging issue in COMET.

[18] Other output indicator A.6.9.1 has zero planning value. WFP did not plan to rehabilitate kitchens or food storage rooms. However, some kitchens and stores collapsed due to heavy rains and WFP supported the rehabilitation.

[19] Other output indicators N.1.1.1, N.2.1 and A.6.2.1 have zero planning values. WFP did not plan to implement take-home rations. However, there was a carryover of food from 2024, some with close best before use dates and hence WFP had to distribute the food to avoid losses.

[20] Other output indicator N.4.1.1 M has zero planning value. There were micronutrient powders carryovers from 2024, planned for girls. However, due to school closures because of heatwaves, the available quantities of micronutrient powders could not be exhausted within the best before use dates. Hence boys from other schools were included to exhaust the stocks.

[21] Other output indicator A.5.g.2 has a zero planning value. WFP had not planned to support institutions, households and communities with energy-efficient devices in 2025. However, due to increase in enrolment and having new schools onboarded, WFP had to provide additional saucepans, plates and other kitchen utensils.

[22] Under indicator A.6.2.1, the total number of schools assisted through school-based programming was 485 (417 schools were assisted through onsite feeding and 68 schools were assisted through the take-home rations).

Strategic outcome 03

[1] Sustainable Development Goal (SDG) 2.4 focuses on Sustainable Food Systems.

[2] Under the Revised National Development Strategy the Economic Cluster, one of the strategy's priorities is to diversify the South Sudan economy through promotion of agriculture to create jobs. Accessed at https://www.undp.org/south-sudan/publications/revised-national-development-strategy-south-sudan-2021-2024

[3] The United Nations Sustainable Development Cooperation Framework's (UNSDCF) Strategic Priority 2 focuses on sustainable economic growth and diversification.

[4] The percentage of the confirmed funding for this Strategic Outcome as reflected in this paragraph is lower than what is indicated in the 'Annual CSP Financial Overview by Strategic Outcome' table under the Financial Overview Section of this report. This is because the column 'Available Resources' in the financial overview table includes USD 243 million that was confirmed in 2025 for utilization in 2026. This 2026 contribution affected Strategic Outcome 1 (Activity 1), Strategic Outcome 2 (Activity 2 & 3) and Strategic Outcome 3 (Activity 4 and 5) and Strategic Outcome 5 (Activity 8 & 9).

[5] WFP outcome monitoring confirmed that 30 percent of the targeted population gained access to nutritious food at the height of the lean season, underscoring the programme's tangible impact on food security and resilience.

[6] The trainers of trainers were selected across households, community members, cooperating partners, government counterparts.

[7] In 2024, WFP reached 39,000 smallholders.

[8] Simsim refers to sesame seeds, a vital oilseed crop grown for its seeds which are used in both local cuisine and for export. This plant, Sesamum indicum, thrives in the region's climate and is a key part of the local agriculture, providing income and improving food security.

[9] Farmers met 30 percent of the cost of the postharvest kits.

[10] The IGNITE Food Systems Innovation Challenge is a localization strategy that empowers South Sudanese entrepreneurs to transform their food systems. It is implemented with AfriLabs, Seed Grow South Sudan, and the Ministry of Agriculture and Food Security, it prioritizes youth and women-led enterprises, rooting innovation in local knowledge and community needs.

[11] Some of the roads constructed include Bor–Pibor, Pibor–Lukuongole, and Pibor–Vertet routes in Jonglei State, Roriak–Kaikang and Adok–Leer–Mirmir roads in Unity State, Marialbai–Chelkou, Pantit–Anyoupjang, and Marialbai–Atido in Northern and Western Bahr El Ghazal states.

[12] The WFP Gender and Age Marker (GaM) is a corporate tool that codes, on a 0 to 4 scale, the extent to which gender and age are integrated into the design and monitoring of a WFP programme.

[13] Indicator 4.3.27 'Percentage of FFA supported assets that demonstrate improved vegetation and soil conditions' has no actual value. WFP initially considered using the Asset Impact Monitoring from Space (AIMS) in 2024, but encountered challenges. Many potential assets were agricultural plots with short growing cycles scattered across households, making long-term landscape progression tracking difficult. Furthermore, including selected physical assets in the "Ad hoc Package" proved more expensive than the "Standard Package," leading WFP to abandon the AIMS approach for the 2024 and 2025 cycle.

Strategic outcome 04

[1] South Sudan's UNSDCF priority 3 contributes to social development and protection of the most vulnerable (in support of SDGs 1, 2, 3, 4 & 6).

[2] Under the fourth and fifth core objectives (pillars) of the R-NDS, South Sudan seeks to increase support to the social sector for human capital development and protect the vulnerable population (objective 4); and mainstream gender in all development policies and programmes and empower women and youth as drivers of growth and nation-building (objective 5).

[3] SDG 17.9 seeks to enhance international support for implementing effective and targeted capacity-building in developing countries to support national plans to implement all the Sustainable Development Goals, including through North-South, South-South and triangular cooperation.

[4] The project received the Green Climate Fund approval in October 2025 and will run from 2026–2030.

[5] COP30 is the thirtieth United Nations Climate Change Conference, held in Brazil in November 2025. It is the world's foremost multilateral forum where governments negotiate collective action to address the climate crisis. For South Sudan, participation strengthens the country's voice in global climate policy, builds technical capacity, and ensures its unique vulnerabilities are recognized.

[6] A drought trigger is a pre-agreed threshold based on weather forecast, when reached or crossed, automatically releases pre-arranged funding that finances pre-defined actions to help people mitigate drought impact.

[7] WFP's support included co-funding the framework, providing technical inputs to the content and structure of the framework and participating in the briefing.

[8] These partners include FAO, IGAD, UNDRR, UNDP, South Sudan Red Cross, OCHA, WHH and the Government's line ministries.

Strategic outcome 05

[1] SDG 17.6 contributes to enhancing the global partnership for sustainable development.

[2] The percentage of the confirmed funding for this Strategic Outcome as reflected in this paragraph is lower than what is indicated in the 'Annual CSP Financial Overview by Strategic Outcome' table under the Financial Overview Section of this report. This is because the column 'Available Resources' in the financial overview table includes USD 243 million that was confirmed in 2025 for utilization in 2026. This 2026 contribution affected Strategic Outcome 1 (Activity 1), Strategic Outcome 2 (Activity 2 & 3) and Strategic Outcome 3 (Activity 4 and 5) and Strategic Outcome 5 (Activity 8 & 9).

[3] SCOPE is WFP's beneficiary information and transfer platform. Its functionalities and capabilities facilitate WFP's work by making daily tasks easier and more efficient. The data stored in it can be used to identify trends, emerging needs, and issues, allowing WFP to know the people and the context so that humanitarian partners can adapt and provide more meaningful services. SCOPE helps WFP and humanitarian partners to enhance the impact of humanitarian operations by ensuring the right people receive the intended benefit at the right time and in the best way.

[4] COMET stands for the Country Office Tool for Managing (Programme Operations) Effectively. It is WFP's comprehensive online tool to design, implement and monitor programmes and performance management. COMET's technology platform allows managers in the field and in headquarters to view updated information on a project's performance at any given time.

[5] LESS stands for Logistics Execution Support System. It is a tool used by WFP to manage and track commodities in the supply chain. LESS allows for real-time management of commodities from the point of receipt to the final delivery point.

[6] This was an extensive exercise which started back in May 2024 and completed in January 2025.

[7] The business to business (B2B) model refers to a structured engagement between WFP and private traders, where traders sell food items to people targeted by WFP with commodity vouchers and then WFP reimburses the traders.

[8] Overall, WFP South Sudan handled 7,824 mt of food for Sudan operations.

[9] A SHERP is an all-terrain vehicle that that can plod through water, mud, and snow.

Gender equality and women's empowerment

[1] UN Women Data Hub: South Sudan, https://data.unwomen.org/country/south-sudan

[2] UN Women (Undated). Accessed at https://data.unwomen.org/country/south-sudan#:~:text=In%20South%20Sudan%2C%20as%20of,against%20women%2C%20are%20in%20place.

[3] South Sudan has ratified international and regional conventions including the Convention on the Elimination of All Forms of Discrimination against Women (1979) and the Maputo Protocol (2003).

[4]ECA (2025) Tracking progress on Gender Equality in South Sudan. Accessed at https://www.uneca.org/stories/tracking-progress-on-gender-equality-in-south-sudan

[5] Project Management Committee members act as vital liaisons between WFP and communities. Elected by their communities, they support WFP in planning and monitoring food distributions, ensuring transparency, fairness, and adherence to program guidelines. They do not substitute the existing community leadership structures. However, they amplify local needs and concerns, ultimately strengthening the effectiveness and community ownership of WFP's food assistance.

[6] WFP (2025) Gender Analysis for Cash Based Transfers

[7] WFP (2025) Gender Analysis for Anticipatory Action For South Sudan.

[8] WFP and WART Baseline Assessment of GBV Risks and Prevalence Amongst School Children in Aweil West, South and Centre Counties in Northern Bahr el Ghazel

[9] WFP and WART (2025) Rapid Gender Analysis Report: Women Market Accessibility and Participation in Aweil Centre, Aweil West, Aweil South Counties Northern Bahr el Ghazel South Sudan.

Protection and accountability to affected people

[1] UNICEF, Humanitarian Situation Report No. 9 (Sept 2025). Accessed at https://reliefweb.int/report/south-sudan/unicef-south-sudan-humanitarian-situation-report-no-9-september-2025

[2] Global Protection Cluster, Protection Analysis Update (June 2025). Accessed at https://globalprotectioncluster.org/sites/default/files/2025-10/pau25_23_protection_analysis_update_south_sudan_sept_2025.pdf

[3] OCHA, Humanitarian Access Snapshot (Oct 2025).

[4] UNHCR, Protecting the Most Vulnerable in South Sudan (June 2025).

[5] The affected areas include Kuajok, Malakal, Juba, Aweil, Bor, Pibor, Nassir, and Ulang.

[6] These cooperating partners are Oxfam, Norwegian People Aid, Catholic Relief Services, Christian Mission for Development, Action Against Hunger and Plan International

[7] The Sexual Exploitation and Abuse Risk Overview (SEARO) Index. Accessed at https://interagencystandingcommittee.org/psea-searo-index

[8]Systemwide PSEAH Strategy South Sudan 2025 -2029. Accessed at https://reliefweb.int/report/south-sudan/systemwide-pseah-strategy-south-sudan-2025-2029

[9] This was a community driven communication strategy that included fitting tuk-tuks with loudspeakers, use of community correspondents, listening groups, and localized radio programming to promote targeted messages. A tuk-tuk is a motorized, three-wheeled vehicle used as a common, affordable taxi in many parts of South Sudan.

[10] BBC Media (2025) Information Ecosystem Assessment: Aweil West, Malakal and Renk Counties Research Report

[11] Only 12 percent of respondents reported being 'very satisfied'.

[12] About 36 percent of respondents were unsure where to access assistance information

[13] Project Management Committee members act as vital liaisons between WFP and communities. Elected by their communities, they support WFP in planning and monitoring food distributions, ensuring transparency, fairness, and adherence to program guidelines. They do not substitute the existing community leadership structures; they amplify local needs and concerns, ultimately strengthening the effectiveness and community ownership of WFP's food assistance.

[14] The indicator CC.2.2 has a missing 2025 actual value. The country office is working on it.

[15] The indicator CC.2.4 has a missing 2024 actual value. The country office is working on it.

[16] The 2025 follow up value for the indicator CC.1.1 under the urban safety net programme should be 96.61 for the female-headed households. The error was due to a typo that occurred during data capturing.

Environmental sustainability

[1] UNICEF (2025) South Sudan: New climate resilience schools to support more than 200,000 children hit by climate disasters. Accessed at https://reliefweb.int/report/south-sudan/south-sudan-new-climate-resilience-schools-support-more-200000-children-hit-climate-disasters#:~:text=South%20Sudan%20is%20one%20of,thousands%20of%20children%20every%20year

[2] UNICEF, Rising Heat, Drought and Disease: Climate Crisis Poses Grave Risks to Children in Eastern and Southern Africa (UNICEF, 26 March 2024). Accessed at https://www.unicef.org/southsudan/press-releases/rising-heat-drought-and-disease-climate-crisis-poses-grave-risks-children-eastern

[3] Borgomeo, Edoardo, Claire Chase, Nicolas Salazar Godoy and Victor Osei Kwadwo. 2023. Rising from the Depths: Water Security and Fragility in South Sudan. International Development in Focus. Washington, DC: World Bank. doi:10.1596/978-1-4648-1943-8. Accessed at https://openknowledge.worldbank.org/entities/publication/91048a50-eacb-5a24-9fa4-30cf8a9a9c9b

[4] Office of the Coordination of Humanitarian Affairs (2025) South Sudan: Floods Snapshot (As of 30 November 2025). Accessed at https://reliefweb.int/report/south-sudan/south-sudan-floods-snapshot-30-november-2025

[5] WFP's corporate environmental policy aims to minimize environmental impacts of its operations while strengthening resilience. It seeks to achieve sustainable food assistance by integrating climate risk management, reducing emissions, promoting energy efficiency, safeguarding natural resources, and building staff and partner capacity for environmentally responsible programming. Accessed at https://executiveboard.wfp.org/document_download/WFP-0000037327

[6] Sustainable Development Goal (SDG) 13.2 calls on countries to integrate climate change measures into national policies, strategies, and planning, including efforts to reduce greenhouse gas emissions in line with the Paris Agreement.

[7] The indicator 'CC.4.1: Proportion of field-level agreements (FLAs)/memorandums of understanding (MOUs)/construction contracts (CCs) for CSP activities screened for environmental and social risks' under nutrition has a missing actual value. The country office is working on it.

Nutrition integration

[1] This transfer modality combines food and cash-based transfers.

[2] General Food Distribution Plus (GFD+) is a humanitarian intervention that goes beyond traditional emergency food assistance. It integrates value-added solutions and community-driven approaches to address the root causes of food insecurity and build long-term resilience among vulnerable populations.

[3] This is the year when implementation of the current WFP South Sudan Country Strategic Plan (2023 – 2026) started.

[4] All the 2025 follow up values under the nutrition integration are missing. The country office is working on them.

[5] Indicator CC.5.1 has no baseline and 2024 follow up values. WFP did not report on this indicator in 2023 and 2024. Therefore, the 2025 follow up value acts as the baseline moving forward.

Partnerships

[1] The UN Partner Portal is an online platform jointly created by WFP, UNHCR, UNICEF and other UN agencies to harmonize, simplify, and digitize partnership processes between the UN and civil society organizations (CSOs). The portal enables NGOs, CBOs, and academic institutions to create verified profiles, apply for partnership opportunities, submit concept notes, and engage in due diligence processes.

[2] Partner Connect is a modular digital platform designed to strengthen collaboration between WFP and cooperating partners by streamlining core partnership processes. It is designed to transform how Cooperating Partners and WFP work together, covering everything from partnership agreements to reporting, payments, and data visibility.

[3] The Reconciliation, Stabilization and Resilience Trust Fund (RSRTF) is a multi partner, pooled funding mechanism established to address the drivers of conflict in South Sudan through integrated, area based programming that combines peacebuilding, stabilization, and resilience efforts. It is implemented jointly by UN agencies (notably UNDP, UNMISS, UNICEF, WFP, and others), NGOs, and local institutions to promote peaceful coexistence, reduce violence, and strengthen community resilience.

[4] Biometric data include fingerprints while biographic data include names, age, gender, location, and household composition and size.

[5] SCOPE is WFP's beneficiary information and transfer platform. Its functionalities and capabilities facilitate WFP's work by making daily tasks easier and more efficient. The data stored in it can be used to identify trends, emerging needs, and issues, allowing WFP to know the people and the context so that humanitarian partners can adapt and provide more meaningful services. SCOPE helps WFP and humanitarian partners to enhance the impact of humanitarian operations by ensuring the right people receive the intended benefit at the right time and in the best way.

Financial Overview

[1] Directed contributions refer to specific funds that donors allocate to WFP for a particular purpose, activity or geographic location. Unlike general contributions, which WFP can use flexibly to address the most pressing needs, directed contributions are earmarked for specific purpose, activity, or geographic location.

[2] Multilateral contributions are funds provided by donor countries or organizations through international institutions like the United Nations. These contributions are pooled together and then allocated to different countries or regions based on needs assessments and strategic priorities

[3] The internal funding mechanisms include, Internal Project Lending and macro advance financing, the immediate response account, and the corporate services facilities, which include the capital budgeting facility, the fee-for-service fund, and the fleet centre credit line.

[4] Macro-advance financing is a mechanism WFP uses to provide country offices with advance funding, allowing them to initiate and implement programmes and activities before receiving confirmed contributions from donors.

[5] The immediate response account is WFP's emergency fund. It allows WFP to rapidly respond to crises and provide immediate life-saving assistance, even before receiving formal donor commitments. This is crucial in situations where time is of the essence, such as natural disasters, conflicts, or economic shocks.

[6] Internal project lending financing mechanism allows WFP to provide advance funding to country operations before donor contributions are confirmed or received. This tool helps WFP respond rapidly to emergencies, bridge funding gaps, and ensure continuity of critical programmes by lending resources internally from its central accounts to field projects.

[7] The percentage of the confirmed funding reflected in the Strategic Outcome narratives is lower than what is indicated in the financial overview table above. This is because the column 'Available Resources' in the table includes USD 243 million that was confirmed in late in 2025, but these were resources for 2026. This 2026 contribution affected Strategic Outcome 1 (Activity 1), Strategic Outcome 2 (Activity 2 & 3) and Strategic Outcome 3 (Activity 4 and 5) and Strategic Outcome 5 (Activity 8 & 9). This means that the total contribution of USD 892.7 million indicated as available funding for 2025 should be less by USD 243 million.

Annex

Reporting on beneficiary information in WFP's annual country reports

To produce estimates of the total number of unique beneficiaries WFP has assisted yearly, the data from all activities and transfer modalities must be adjusted to eliminate overlaps and add new beneficiaries.

The final estimated number of beneficiaries assisted in each country is validated by country offices and entered in COMET (the tool for programme design, implementation, monitoring and performance management) at the end of every year:

- the total number of beneficiaries, which is the sum of all direct beneficiaries reached under all country level activities and outputs, based on the adjusted totals that seek to eliminate overlap;
- the total number of beneficiaries receiving food transfers, cash-based transfers and commodity vouchers or capacity strengthening, the sum of all direct beneficiaries reached under the activities and outputs for each of these transfer modalities, based on the adjusted estimates that seek to eliminate overlap;
- the total number of beneficiaries assisted under outputs defined by country offices and specific to their operations;
- the total number of beneficiaries assisted under each programme area, the sum of all direct beneficiaries reached under WFP's eight programme areas at the country level;
- the number of schoolchildren assisted under school-based programmes, the sum of all participants assisted under the school-based programmes, adjusted to exclude overlaps and activity supporters such as teachers and cooks.

Although WFP conducts quality assurance to provide beneficiary data which are as accurate as possible, numerous challenges remain regarding data collection, verification, entry and processing. Beneficiary numbers in ACRs should be considered "best estimates", subject to over- and under- estimation.

Disclaimer for gender-disaggregated indicators

WFP introduced mandatory gender disaggregation for some Corporate Results Framework indicators in 2024. In such cases, gender-disaggregated data may not be available for 2023 values.

«No data» function in outcome & cross-cutting indicators

The "No data" function has been introduced in the logframe module for reporting on outcome indicators (from 2025) and on cross-cutting indicators (from 2024 onwards). This function ensures that no data fields in the ACR data tables remain empty without explanation. The "No data" function can be applied to outcome and cross-cutting indicators at the target and follow-up levels and to cross-cutting indicators at the baseline as well. This function can be used for reporting an indicator at one level (baseline, target, or follow-up) or at two levels (baseline and follow-up). Country offices must choose either "Not collected" or "Not applicable" option.

A. **Not applicable**: used when data is not collected for **methodological note requirements**.
B. **Not collected**: used when data is not collected for **context-related reasons**.

Figures and Indicators

Beneficiaries by Sex and Age Group

Beneficiary Category	Gender	Planned	Actual	% Actual vs. Planned
Total Beneficiaries	male	1,833,887	1,831,440	100%
	female	2,573,391	2,361,416	92%
	total	4,407,278	4,192,856	95%
By Age Group				
0-23 months	male	334,363	338,403	101%
	female	374,899	389,109	104%
	total	709,262	727,512	103%
24-59 months	male	219,719	220,242	100%
	female	248,891	236,756	95%
	total	468,610	456,998	98%
5-11 years	male	382,428	411,519	108%
	female	456,195	440,089	96%
	total	838,623	851,608	102%
12-17 years	male	246,960	349,273	141%
	female	357,164	375,579	105%
	total	604,124	724,852	120%
18-59 years	male	624,552	482,530	77%
	female	1,085,845	874,724	81%
	total	1,710,397	1,357,254	79%
60+ years	male	25,865	29,473	114%
	female	50,397	45,159	90%
	total	76,262	74,632	98%

Beneficiaries by Residence Status

Residence Status	Planned	Actual	% Actual vs. Planned
Refugee	443,267	189,736	43%
Returnee	405,998	104,502	26%
IDP	413,997	293,958	71%
Resident	3,144,016	3,604,660	115%

Beneficiaries by Programme Area

Programme Area	Planned	Actual	% Actual vs. Planned
Asset Creation and Livelihood	688,840	257,203	37%
Malnutrition prevention programme	367,312	563,615	153%
Malnutrition treatment programme	1,369,944	939,886	68%
School based programmes	446,883	374,548	83%
Smallholder agricultural market support programmes	50,000	52,279	104%
Unconditional Resource Transfers	2,323,239	2,913,320	125%

Annual Food Transfer (mt)

Commodities	Planned Distribution (mt)	Actual Distribution (mt)	% Actual vs. Planned
Access to Food			
Strategic Outcome 01			
Beans	17,091	2,285	13%
Corn Soya Blend	709	223	31%
High Energy Biscuits	0	487	-
Iodised Salt	1,628	642	39%
LNS	431	502	116%
Maize	0	6,598	-
Ready To Use Supplementary Food	0	129	-
Rice	0	6,088	-
Sorghum/Millet	174,166	83,276	48%
Split Peas	0	3,674	-
Vegetable Oil	10,060	4,880	49%
Wheat	0	9,071	-
Wheat Flour	0	11,245	-
End Malnutrition			
Strategic Outcome 02			
Beans	1,065	58	5%
Corn Soya Blend	14,495	6,861	47%
Iodised Salt	92	27	30%
LNS	10,529	3,956	38%
Maize	0	89	-
Ready To Use Supplementary Food	0	725	-
Sorghum/Millet	4,049	1,324	33%
Split Peas	0	139	-
Vegetable Oil	246	126	51%
Sustainable Food System			
Strategic Outcome 03			
Beans	1,237	23	2%
Iodised Salt	124	74	60%
Sorghum/Millet	8,599	552	6%
Split Peas	0	202	-
Vegetable Oil	742	67	9%

Annual Cash Based Transfer and Commodity Voucher (USD)

Modality	Planned Distribution (CBT)	Actual Distribution (CBT)	% Actual vs. Planned
Access to Food			
Strategic Outcome 01			
Cash	70,696,242	49,707,705	70%
Value Voucher	0	290,065	-
End Malnutrition			
Strategic Outcome 02			
Cash	2,062,575	1,525,989	74%
Value Voucher	5,019,140	6,859,905	137%
Sustainable Food System			
Strategic Outcome 03			
Cash	16,380,104	6,518,179	40%

Strategic Outcome and Output Results

Strategic Outcome 01: Crisis-affected populations in South Sudan including refugees, internally displaced persons, returnees and host populations are able to meet their food and nutrition needs in anticipation of, during and in the aftermath of crises.					**Crisis Response**
Output Results					
Activity 01: 01: Provide life-saving food and nutrition assistance to crisis-affected populations to support their self-reliance, readiness, and recovery					
Corporate output 1.1: Food insecure and crisis-affected populations have access to nutritious food and cash-based assistance, restored assets and services to meet their urgent needs					
CSP Output 01: Crisis-affected women, men, girls and boys receive food and/or cash-based transfers that enable them to meet their basic food and nutrition needs.					
Output Indicator	Beneficiary Group	Sub Activity	Unit of measure	Planned	Actual
A.1.1 Number of people receiving assistance unconditionally or conditionally (complementary with UNICEF, FAO, WHO)	All	General Distribution	Female Male **Total**	1,254,552 1,068,687 **2,323,239**	1,573,194 1,340,126 **2,913,320**
A.2.1 Quantity of food provided through conditional or unconditional assistance			MT	194,795	124,740.34
A.3.1 Total value of cash transferred to people			USD	70,696,242	49,707,704
CSP Output 04: Crisis-affected girls and boys attending school receive school meals that meet their food and nutrition needs, support learning outcomes and empower girls.					
Output Indicator	Beneficiary Group	Sub Activity	Unit of measure	Planned	Actual
			USD		290,065
A.1.3 Number of girls and boys receiving food/cash-based transfers/commodity vouchers/capacity strengthening transfers through school-based programmes	Students (primary schools)	School feeding (on-site)	Female Male **Total**	126,166 84,111 **210,277**	73,403 110,105 **183,508**
A.1.3 Number of girls and boys receiving food/cash-based transfers/commodity vouchers/capacity strengthening transfers through school-based programmes	Students (primary schools)	School feeding (take-home rations)	Female Male **Total**	2,425 1,617 **4,042**	1,061 708 **1,769**
A.2.3 Quantity of food provided to girls and boys through school-based programmes			MT	7,879	3,493.86
B.1.4 Quantity of fortified food provided for girls and boys benefiting from emergency school-based programming			MT	748	239.99
Corporate output 1.2: Crisis-affected children, pregnant women and girls and new mothers, and other nutritionally vulnerable populations benefit from programmes to prevent and treat malnutrition and improve diets					
CSP Output 02: Crisis-affected children age 6-59 months, adolescent girls, pregnant women and girls and new mothers, and clients on antiretroviral therapy or tuberculosis directly observed treatment (ART/TB-DOT) receive nutrition and health packages to prevent and treat malnutrition and improve their nutrition status.					
Output Indicator	Beneficiary Group	Sub Activity	Unit of measure	Planned	Actual
A.1.2 Number of nutritionally vulnerable people receiving food/cash-based transfers/commodity vouchers/capacity strengthening transfers through malnutrition treatment and prevention programmes (complementary with UNICEF, FAO, WHO)	Activity supporters	HIV/TB Care & treatment	Female Male **Total**	2,738 304 **3,042**	987 110 **1,097**

A.1.2 Number of nutritionally vulnerable people receiving food/cash-based transfers/commodity vouchers/capacity strengthening transfers through malnutrition treatment and prevention programmes (complementary with UNICEF, FAO, WHO)	All	Treatment of moderate acute malnutrition	Female Male **Total**	1,593 1,019 **2,612**	384 247 **631**
A.1.2 Number of nutritionally vulnerable people receiving food/cash-based transfers/commodity vouchers/capacity strengthening transfers through malnutrition treatment and prevention programmes (complementary with UNICEF, FAO, WHO)	Children	Prevention of acute malnutrition	Female Male **Total**	10,431 9,629 **20,060**	15,009 13,855 **28,864**
A.1.2 Number of nutritionally vulnerable people receiving food/cash-based transfers/commodity vouchers/capacity strengthening transfers through malnutrition treatment and prevention programmes (complementary with UNICEF, FAO, WHO)	Children	Treatment of moderate acute malnutrition	Female Male **Total**	5,431 5,013 **10,444**	5,992 5,530 **11,522**
A.1.2 Number of nutritionally vulnerable people receiving food/cash-based transfers/commodity vouchers/capacity strengthening transfers through malnutrition treatment and prevention programmes (complementary with UNICEF, FAO, WHO)	Inpatients	HIV/TB Care & treatment	Female Male **Total**	554 354 **908**	155 100 **255**
A.1.2 Number of nutritionally vulnerable people receiving food/cash-based transfers/commodity vouchers/capacity strengthening transfers through malnutrition treatment and prevention programmes (complementary with UNICEF, FAO, WHO)	Pregnant Breastfeeding Women and Girls	Prevention of acute malnutrition	Female Total	15,276 15,276	18,849 18,849
A.1.2 Number of nutritionally vulnerable people receiving food/cash-based transfers/commodity vouchers/capacity strengthening transfers through malnutrition treatment and prevention programmes (complementary with UNICEF, FAO, WHO)	Pregnant Breastfeeding Women and Girls	Treatment of moderate acute malnutrition	Female Total	6,224 6,224	7,525 7,525
A.2.2 Quantity of food provided to nutritionally vulnerable people through malnutrition treatment and prevention programmes			MT	1,412	864.58
B.1.1 Quantity of fortified food provided through conditional or unconditional assistance			MT	17	0.46
B.2.1 Quantity of specialized nutritious foods provided to treat or prevent malnutrition			MT	1,140	853.43

Other Output
Activity 01: 01: Provide life-saving food and nutrition assistance to crisis-affected populations to support their self-reliance, readiness, and recovery

Corporate Output 1.1: Food insecure and crisis-affected populations have access to nutritious food and cash-based assistance, restored assets and services to meet their urgent needs					
CSP Output 03: Crisis-affected beneficiaries participate equitably in livelihood support and communal activities that improve their food security and nutrition status, build their self-reliance and promote social cohesion and peace building.					
Output indicator	Detailed indicator	Sub Activity	Unit of measure	Planned	Actual
D.1.2: Number of assets built, restored or maintained by targeted households and communities, by type and unit of measure in emergency context	D.1.2.g.10: Number of Household and School Gardens	Food assistance for asset	Number	7,984	8,354
D.1.2: Number of assets built, restored or maintained by targeted households and communities, by type and unit of measure in emergency context	D.1.2.g.4: Kilometres of feeder roads and trails constructed/repaired	Food assistance for asset	Km	300	9
D.1.2: Number of assets built, restored or maintained by targeted households and communities, by type and unit of measure in emergency context	D.1.2.g.5: Kilometers of drainage canals and flood protection dykes built/rehabilitated	Food assistance for asset	Km	50	14
CSP Output 04: Crisis-affected girls and boys attending school receive school meals that meet their food and nutrition needs, support learning outcomes and empower girls.					
Output indicator	Detailed indicator	Sub Activity	Unit of measure	Planned	Actual
A.5: Quantity of non-food items distributed	A.5.g.2: Total number of energy-efficient devices distributed to targeted institutions, communities and households	School feeding (on-site)	Number	0	370
A.6.2: Number of schools or institutional sites reached through school-based programming	A.6.2.1: Total number of schools assisted by WFP	School feeding (on-site)	school	291	358
N.1.2: Feeding days as percentage of total school days in emergency contexts	N.1.2.1: Feeding days as percentage of total school days in emergency contexts	School feeding (on-site)	%	75	80
N.2: Average number of school days per month on which multi-fortified or at least 4 food groups were provided (nutrition-sensitive indicator)	N.2.1: Average number of school days per month on which multi-fortified or at least 4 food groups were provided (nutrition-sensitive indicator)	School feeding (on-site)	Number	18	18
Corporate Output 1.2: Crisis-affected children, pregnant women and girls and new mothers, and other nutritionally vulnerable populations benefit from programmes to prevent and treat malnutrition and improve diets					
CSP Output 02: Crisis-affected children age 6-59 months, adolescent girls, pregnant women and girls and new mothers, and clients on antiretroviral therapy or tuberculosis directly observed treatment (ART/TB-DOT) receive nutrition and health packages to prevent and treat malnutrition and improve their nutrition status.					
Output indicator	Detailed indicator	Sub Activity	Unit of measure	Planned	Actual
A.6.1: Number of WFP-assisted health centres or sites	A.6.1.1: Total number of WFP-assisted health centres or sites	HIV/TB Care & treatment	centre/site	7	14
A.6.1: Number of WFP-assisted health centres or sites	A.6.1.1: Total number of WFP-assisted health centres or sites	Prevention of acute malnutrition	centre/site	8	16
A.6.1: Number of WFP-assisted health centres or sites	A.6.1.1: Total number of WFP-assisted health centres or sites	Treatment of moderate acute malnutrition	centre/site	8	16

Outcome Results							
Activity 01: 01: Provide life-saving food and nutrition assistance to crisis-affected populations to support their self-reliance, readiness, and recovery							
Outcome Indicator	Sex	Baseline	End-CSP Target	2025 Target	2025 Follow-up	2024 Follow-up	Source
Target Group: Crisis Affected - **Location**: South Sudan - **Modality**: - **Subactivity**: General Distribution							
1.1.1: Food consumption score: Percentage of households with Acceptable Food Consumption Score	Female	33.3	≥35.6	≥34.6	36.5	43	WFP programme monitoring
	Male	44.6	≥47.6	≥46.8	47.5	44.3	WFP programme monitoring
	Overall	39	≥41.6	≥41.5	41.6	43.3	WFP programme monitoring
1.1.1: Food consumption score: Percentage of households with Borderline Food Consumption Score	Female	39.7	≥44.7	≥42	29.5	32.5	WFP programme monitoring
	Male	29.8	≥32.8	≥32.8	28.2	37.2	WFP programme monitoring
	Overall	34.8	≥38.8	≥37.5	28.9	33.9	WFP programme monitoring
1.1.1: Food consumption score: Percentage of households with Poor Food Consumption Score	Female	26.7	≤19.7	≤20	34	24.5	WFP programme monitoring
	Male	25.6	≤19.6	≤20	24.4	18.6	WFP programme monitoring
	Overall	26.2	≤19.7	≤21	29.5	22.8	WFP programme monitoring
1.1.3: Consumption-based coping strategy index (average)	Female	12.72	≤8.5	≤9.7	12.1	11.49	WFP programme monitoring
	Male	11.97	≤9	≤9.5	9.79	9.53	WFP programme monitoring
	Overall	12.34	≤8.8	≤9.4	11.02	10.92	WFP programme monitoring
1.1.4: Livelihood coping strategies for food security: Percentage of households using emergency coping strategies	Female	43.7	≤37.7	≤40.7	51	38.6	WFP programme monitoring
	Male	43.9	≤35	≤39.9	42.2	38.4	WFP programme monitoring
	Overall	43.8	≤36.2	≤39.8	46.9	38.5	WFP programme monitoring

1.1.4: Livelihood coping strategies for food security: Percentage of households using crisis coping strategies	Female	8.1	≤8.1	≤8.1	4.1	9.1	WFP programme monitoring
	Male	8.5	≤8.5	≤8.5	6.9	7.8	WFP programme monitoring
	Overall	8.3	≤8.3	≤8.3	5.4	8.7	WFP programme monitoring
1.1.4: Livelihood coping strategies for food security: Percentage of households using stress coping strategies	Female	5.6	≤5.6	≤5.6	3.8	8.5	WFP programme monitoring
	Male	6.8	≤6.8	≤6.8	3.4	12.7	WFP programme monitoring
	Overall	6.2	≤6.2	≤6.2	3.6	9.7	WFP programme monitoring
1.1.4: Livelihood coping strategies for food security: Percentage of households not using livelihood based coping strategies	Female	42.6	≥48.6	≥45.6	41.1	43.8	WFP programme monitoring
	Male	40.7	≥49.7	≥44.8	47.5	41.1	WFP programme monitoring
	Overall	41.7	≥49.3	≥45.7	44.1	43	WFP programme monitoring
1.1.5: Livelihood coping strategies for essential needs: Percentage of households using emergency coping strategies	Female	25	≤23	≤24	18.8	23	WFP programme monitoring
	Male	33.9	≤25.9	≤26.9	16.1	14.9	WFP programme monitoring
	Overall	29.5	≤24.5	≤25.5	17.5	20.6	WFP programme monitoring
1.1.5: Livelihood coping strategies for essential needs: Percentage of households using crisis coping strategies	Female	25.6	≤25.6	≤25.6	24	34.87	WFP programme monitoring
	Male	23.4	≤23.4	≤24	26.4	32.5	WFP programme monitoring
	Overall	24.5	≤24.5	≤25	25.1	34	WFP programme monitoring
1.1.5: Livelihood coping strategies for essential needs: Percentage of households using stress coping strategies	Female	22.3	≤19	≤20	25.6	19.4	WFP programme monitoring
	Male	26.1	≤20.1	≤20.9	17.5	21.8	WFP programme monitoring
	Overall	24.2	≤19.6	≤20.5	21.8	20.1	WFP programme monitoring

1.1.5: Livelihood coping strategies for essential needs: Percentage of households not using livelihood based coping strategies	Female	27	≥32.4	≥32	31.6	23	WFP programme monitoring
	Male	16.6	≥30.6	≥30	40.1	30.8	WFP programme monitoring
	Overall	21.8	≥31.5	≥31	35.6	25.3	WFP programme monitoring
1.1.87: Percentage of Essential Need Items Available to Beneficiaries in the Targeted Markets where WFP Operates	**Overall**	43	=100	=100	62	33	WFP programme monitoring
1.1.88: Percentage Increase in Purchasing Power of WFP Voucher Beneficiaries	**Overall**	33	≥33	≥33	23	21	WFP programme monitoring
Target Group: Crisis Affected - **Location**: South Sudan - **Modality**: - **Subactivity**: School feeding (on-site)							
1.1.21: Annual change in enrolment	Female	14	≥9	≥8	16	12	WFP programme monitoring
	Male	12	≥8	≥8	17.4	10	WFP programme monitoring
	Overall	13	≥8	≥8	17	11	WFP programme monitoring
1.1.22: Attendance rate	Female	86	≥80	≥80	86	80	WFP programme monitoring
	Male	83	≥85	≥80	85	82	WFP programme monitoring
	Overall	84	≥82.5	≥80	86	81	WFP programme monitoring
1.1.47: Retention rate, by grade: Retention rate	Female	80	≥85	≥85			WFP programme monitoring
	Male	76	≥85	≥85			WFP programme monitoring
	Overall	81	≥85	≥85			WFP programme monitoring
Target Group: Refugee - **Location**: South Sudan - **Modality**: - **Subactivity**: General Distribution							
1.1.3: Consumption-based coping strategy index (average)	Female	9	≤8.5	≤8.5	13.74	13.64	WFP programme monitoring
	Male	8	≤6.2	≤6.2	11.29	10.49	WFP programme monitoring
	Overall	8.5	≤7.35	≤7.35	12.51	12.38	WFP programme monitoring
Target Group: Refugee - **Location**: South Sudan - **Modality**: - **Subactivity**: Prevention of acute malnutrition							

1.1.7: Proportion of eligible population reached by nutrition preventive programme (coverage)	Female	96	≥96	≥96	34	66.49	WFP programme monitoring
	Male	96	≥96	≥96	60	64.35	WFP programme monitoring
	Overall	96	≥96	≥96	55	65.66	WFP programme monitoring
Target Group: Refugees - **Location**: South Sudan - **Modality**: - **Subactivity**: General Distribution							
1.1.1: Food consumption score: Percentage of households with Acceptable Food Consumption Score	Female	31.4	≥31.4	≥31.4	32.2	25.5	WFP programme monitoring
	Male	40.5	≥40.5	≥40.5	29.1	19.9	WFP programme monitoring
	Overall	35.9	≥36	≥36	30.7	23.2	WFP programme monitoring
1.1.1: Food consumption score: Percentage of households with Borderline Food Consumption Score	Female	41.3	≥47.3	≥46.3	48.5	45.2	WFP programme monitoring
	Male	37.6	≥43.5	≥42.5	52.8	38.9	WFP programme monitoring
	Overall	39.5	≥45.4	≥44.4	50.6	42.6	WFP programme monitoring
1.1.1: Food consumption score: Percentage of households with Poor Food Consumption Score	Female	22	≤21.3	≤22.3	19.2	29.4	WFP programme monitoring
	Male	27.3	≤16	≤17	18.1	41.2	WFP programme monitoring
	Overall	24.7	≤18.7	≤19.7	18.6	34.1	WFP programme monitoring
1.1.4: Livelihood coping strategies for food security: Percentage of households using emergency coping strategies	Female	47.3	≤41.3	≤42.3	36.9	41.8	WFP programme monitoring
	Male	26.7	≤23.7	≤24.7	25.6	34.4	WFP programme monitoring
	Overall	37.3	≤32.5	≤33.5	31.2	38.8	WFP programme monitoring
1.1.4: Livelihood coping strategies for food security: Percentage of households using crisis coping strategies	Female	4.3	≤4.3	≤4.3	4	2.4	WFP programme monitoring
	Male	9.3	≤9.3	≤9.3	2	5	WFP programme monitoring
	Overall	6.7	≤6.8	≤6.8	3	3.4	WFP programme monitoring

1.1.4: Livelihood coping strategies for food security: Percentage of households using stress coping strategies	Female	3.8	≤3.8	≤3.8	2	3.6	WFP programme monitoring
	Male	5.3	≤5.3	≤5.3	2	3.6	WFP programme monitoring
	Overall	4.5	≤4.6	≤4.6	2	3.6	WFP programme monitoring
1.1.4: Livelihood coping strategies for food security: Percentage of households not using livelihood based coping strategies	Female	44.6	≥50.6	≥49.6	57.1	52.1	WFP programme monitoring
	Male	58.7	≥61.7	≥60.7	70.4	557	WFP programme monitoring
	Overall	51.6	≥56.2	≥55.2	63.7	54.1	WFP programme monitoring
1.1.5: Livelihood coping strategies for essential needs: Percentage of households using emergency coping strategies	Female	6.1	≤6.1	≤6.1	39.4	13.3	WFP programme monitoring
	Male	4.8	≤4.8	≤4.8	18.6	14.9	WFP programme monitoring
	Overall	5.4	≤5.5	≤5.5	29	14	WFP programme monitoring
1.1.5: Livelihood coping strategies for essential needs: Percentage of households using crisis coping strategies	Female	14.2	≤14.2	≤14.2	32.8	25.2	WFP programme monitoring
	Male	16.4	≤16.4	≤16.4	51.3	28.1	WFP programme monitoring
	Overall	15.3	≤15.3	≤15.3	42.1	26.3	WFP programme monitoring
1.1.5: Livelihood coping strategies for essential needs: Percentage of households using stress coping strategies	Female	4.08	≤36.7	≤37	22.2	36.1	WFP programme monitoring
	Male	50.8	≤45	≤45.5	22.1	35.5	WFP programme monitoring
	Overall	45.7	≤40.9	≤41	22.2	35	WFP programme monitoring
1.1.5: Livelihood coping strategies for essential needs: Percentage of households not using livelihood based coping strategies	Female	39	≥43	≥42.5	5.6	25.5	WFP programme monitoring
	Male	28	≥33.8	≥33	8	23	WFP programme monitoring
	Overall	33.6	≥38.4	≥38	6.8	24.7	WFP programme monitoring
Target Group: Refugees - **Location**: South Sudan - **Modality**: - **Subactivity**: HIV/TB Care & treatment							

1.1.18: Default rate of clients from TB-DOTS and PMTCT programmes	**Overall**	3.6	<3.6	<3.6	4.5	9.3	WFP programme monitoring
Target Group: Refugees - **Location**: South Sudan - **Modality**: - **Subactivity**: Prevention of acute malnutrition							
1.1.16: Moderate acute malnutrition treatment default rate	Female	1.4	<1.4	<1.4	4.7	2.1	WFP programme monitoring
	Male	2	<2	<2	4.2	2.1	WFP programme monitoring
	Overall	1.6	<1.6	<1.6	4.4	2.1	WFP programme monitoring
1.1.17: Moderate acute malnutrition treatment non-response rate	Female	1.1	<1.1	<1.1	3.2	3.7	WFP programme monitoring
	Male	4	<4	<4	3.2	5.5	WFP programme monitoring
	Overall	2.3	<2.3	<2.3	3.2	4.5	WFP programme monitoring
1.1.8: Proportion of target population who participate in an adequate number of distributions (adherence)	Female	80.9	≥99.7	≥99.7	42.3	66.49	WFP programme monitoring
	Male	80.9	≥99.2	≥99.2	59.7	64.35	WFP programme monitoring
	Overall	80.9	≥99.5	≥99.5	51	65.66	WFP programme monitoring
Target Group: Refugees - **Location**: South Sudan - **Modality**: - **Subactivity**: School feeding (on-site)							
1.1.21: Annual change in enrolment	Female	13	≥8	≥7.5	16	8	WFP programme monitoring
	Male	12	≥9	≥8.5	14	7	WFP programme monitoring
	Overall	12	≥8.5	≥8	15	7	WFP programme monitoring
1.1.22: Attendance rate	Female	80	≥80	≥80	83	78	WFP programme monitoring
	Male	82	≥80	≥80	82	79	WFP programme monitoring
	Overall	81	≥80	≥80	83	79	WFP programme monitoring

1.1.47: Retention rate, by grade: Retention rate	Female	71	≥85	≥85			WFP programme monitoring
	Male	71	≥85	≥85			WFP programme monitoring
	Overall	71	≥85	≥85			WFP programme monitoring
Target Group: Refugees - **Location**: South Sudan - **Modality**: - **Subactivity**: Treatment of moderate acute malnutrition							
1.1.13: Percentage of moderate acute malnutrition cases reached by treatment services (coverage)	Female	94	≥90	≥90	94.1	93	WFP programme monitoring
	Male	94	≥90	≥90	94.7	94	WFP programme monitoring
	Overall	94	≥90	≥90	94.4	93	WFP programme monitoring
1.1.14: Moderate acute malnutrition treatment recovery rate	Female	87.7	>86.3	>86.1	92.1	94	WFP programme monitoring
	Male	81.59	>87	>87	92.6	92	WFP programme monitoring
	Overall	85.1	>85	>85	92.4	93	WFP programme monitoring
1.1.15: Moderate acute malnutrition treatment mortality rate	Female	0	=0	=0	0	0	WFP programme monitoring
	Male	0	=0	=0	0	0.3	WFP programme monitoring
	Overall	0	=0	=0	0	0.2	WFP programme monitoring

Strategic Outcome 02: Populations in vulnerable situations in South Sudan have enhanced nutrition, health and education and improved access to safety nets all year round.					**Resilience Building**
Output Results					
Activity 02: 02: Provide nutrition and health support to targeted groups					
Corporate output 2.2: Children, pregnant women and girls and new mothers, and other nutritionally vulnerable populations benefit from programmes to prevent and treat malnutrition and improve diets					
CSP Output 05: Children age 6-59 months, adolescent girls, pregnant women and girls and new mothers, and ART/TB-DOT clients have access to nutrition and health packages that prevent and treat malnutrition and enhance their nutrition and health status.					
Output Indicator	Beneficiary Group	Sub Activity	Unit of measure	Planned	Actual
A.1.2 Number of nutritionally vulnerable people receiving food/cash-based transfers/commodity vouchers/capacity strengthening transfers through malnutrition treatment and prevention programmes (complementary with UNICEF, FAO, WHO)	ART clients	HIV/TB Care & treatment	Female Male **Total**	571 365 **936**	1,045 668 **1,713**
A.1.2 Number of nutritionally vulnerable people receiving food/cash-based transfers/commodity vouchers/capacity strengthening transfers through malnutrition treatment and prevention programmes (complementary with UNICEF, FAO, WHO)	Activity supporters	HIV/TB Care & treatment	Female Male **Total**	3,760 418 **4,178**	2,740 304 **3,044**
A.1.2 Number of nutritionally vulnerable people receiving food/cash-based transfers/commodity vouchers/capacity strengthening transfers through malnutrition treatment and prevention programmes (complementary with UNICEF, FAO, WHO)	All	HIV/TB Care & treatment	Female Male **Total**		568 63 **631**
A.1.2 Number of nutritionally vulnerable people receiving food/cash-based transfers/commodity vouchers/capacity strengthening transfers through malnutrition treatment and prevention programmes (complementary with UNICEF, FAO, WHO)	All	Treatment of moderate acute malnutrition	Female Male **Total**	23,588 15,080 **38,668**	14,380 9,194 **23,574**
A.1.2 Number of nutritionally vulnerable people receiving food/cash-based transfers/commodity vouchers/capacity strengthening transfers through malnutrition treatment and prevention programmes (complementary with UNICEF, FAO, WHO)	Children	Prevention of acute malnutrition	Female Male **Total**	114,864 106,029 **220,893**	162,287 149,805 **312,092**
A.1.2 Number of nutritionally vulnerable people receiving food/cash-based transfers/commodity vouchers/capacity strengthening transfers through malnutrition treatment and prevention programmes (complementary with UNICEF, FAO, WHO)	Children	Treatment of moderate acute malnutrition	Female Male **Total**	393,929 363,627 **757,556**	284,039 262,190 **546,229**

A.1.2 Number of nutritionally vulnerable people receiving food/cash-based transfers/commodity vouchers/capacity strengthening transfers through malnutrition treatment and prevention programmes (complementary with UNICEF, FAO, WHO)	Other adults	Treatment of moderate acute malnutrition	Female Male **Total**	4,557 3,167 **7,724**	332 231 **563**
A.1.2 Number of nutritionally vulnerable people receiving food/cash-based transfers/commodity vouchers/capacity strengthening transfers through malnutrition treatment and prevention programmes (complementary with UNICEF, FAO, WHO)	Pregnant Breastfeeding Women and Girls	Prevention of acute malnutrition	Female Total	111,083 111,083	203,810 203,810
A.1.2 Number of nutritionally vulnerable people receiving food/cash-based transfers/commodity vouchers/capacity strengthening transfers through malnutrition treatment and prevention programmes (complementary with UNICEF, FAO, WHO)	Pregnant Breastfeeding Women and Girls	Treatment of moderate acute malnutrition	Female Total	536,716 536,716	341,771 341,771
A.1.2 Number of nutritionally vulnerable people receiving food/cash-based transfers/commodity vouchers/capacity strengthening transfers through malnutrition treatment and prevention programmes (complementary with UNICEF, FAO, WHO)	TB treatment clients	HIV/TB Care & treatment	Female Male **Total**	571 365 **936**	811 520 **1,331**
A.2.2 Quantity of food provided to nutritionally vulnerable people through malnutrition treatment and prevention programmes			MT	25,362	11,721.03
B.1.1 Quantity of fortified food provided through conditional or unconditional assistance			MT	21	30.5
B.2.1 Quantity of specialized nutritious foods provided to treat or prevent malnutrition			MT	25,024	11,541.58

Activity 03: 03: Provide nutritious school meals to school children and engage vulnerable urban and rural youth in skills training activities.

Corporate output 2.1: Food-insecure populations have increased and sustained access to nutritious food, cash-based assistance, new or improved skills and services to meet their food and nutrition needs

CSP Output 10: Vulnerable populations participating in safety net programmes, especially women, the youth and people with disabilities benefit from skills training that empowers them, enhances their self-reliance and expands their employment prospects.

Output Indicator	Beneficiary Group	Sub Activity	Unit of measure	Planned	Actual
A.1.1 Number of people receiving assistance unconditionally or conditionally (complementary with UNICEF, FAO, WHO)	All	Food assistance for training	Female Male **Total**	13,903 11,847 **25,750**	9,012 7,679 **16,691**
A.3.1 Total value of cash transferred to people			USD	2,062,575	1,525,989

Corporate output 2.3: School-age children and adolescents have access to school-based health and nutrition packages

CSP Output 08: Boys and girls attending school benefit from school, health and education packages linked to home-grown school feeding that meets their food and nutrition requirements, improves school enrolment, attendance and retention, and empowers girls.

Output Indicator	Beneficiary Group	Sub Activity	Unit of measure	Planned	Actual

A.1.3 Number of girls and boys receiving food/cash-based transfers/commodity vouchers/capacity strengthening transfers through school-based programmes	Students (primary schools)	School feeding (on-site)	Female Male **Total**	132,394 88,262 **220,656**	113,126 75,416 **188,542**
A.1.3 Number of girls and boys receiving food/cash-based transfers/commodity vouchers/capacity strengthening transfers through school-based programmes	Students (primary schools)	School feeding (take-home rations)	Female Male **Total**	7,145 4,763 **11,908**	437 292 **729**
A.2.3 Quantity of food provided to girls and boys through school-based programmes			MT	5,113	1,583.4
A.4.2 Total value of vouchers (value voucher or commodity voucher) transferred to family members of girls and boys benefiting from school based programmes			USD	5,019,140	6,859,905
B.1.3 Quantity of fortified food provided for girls and boys benefiting from school-based programming			MT	316	122.39

Other Output					
Activity 02: 02: Provide nutrition and health support to targeted groups					
Corporate Output 2.2: Children, pregnant women and girls and new mothers, and other nutritionally vulnerable populations benefit from programmes to prevent and treat malnutrition and improve diets					
CSP Output 05: Children age 6-59 months, adolescent girls, pregnant women and girls and new mothers, and ART/TB-DOT clients have access to nutrition and health packages that prevent and treat malnutrition and enhance their nutrition and health status.					
Output indicator	Detailed indicator	Sub Activity	Unit of measure	Planned	Actual
A.6.1: Number of WFP-assisted health centres or sites	A.6.1.1: Total number of WFP-assisted health centres or sites	HIV/TB Care & treatment	centre/site	94	188
A.6.1: Number of WFP-assisted health centres or sites	A.6.1.1: Total number of WFP-assisted health centres or sites	Prevention of acute malnutrition	centre/site	193	386
A.6.1: Number of WFP-assisted health centres or sites	A.6.1.1: Total number of WFP-assisted health centres or sites	Treatment of moderate acute malnutrition	centre/site	942	1,866
CSP Output 06: Pregnant women and girls and new mothers, caregivers and community members receive social and behaviour change communication that improve nutrition and health related knowledge and practices that prevent malnutrition.					
Output indicator	Detailed indicator	Sub Activity	Unit of measure	Planned	Actual
E.4: Number of people reached through interpersonal social and behaviour change communication (SBCC) approaches (complementary with UNICEF, FAO, WFP, WHO)	E.4.1: Number of people reached through interpersonal social and behaviour change communication (SBCC) approaches (complementary with UNICEF, FAO, WFP, WHO) (Overall)	HIV/TB Care & treatment	Individual	35,084	882,376
E.4: Number of people reached through interpersonal social and behaviour change communication (SBCC) approaches (complementary with UNICEF, FAO, WFP, WHO)	E.4.1: Number of people reached through interpersonal social and behaviour change communication (SBCC) approaches (complementary with UNICEF, FAO, WFP, WHO) (Overall)	Prevention of acute malnutrition	Individual	644,630	882,376

E.4: Number of people reached through interpersonal social and behaviour change communication (SBCC) approaches (complementary with UNICEF, FAO, WFP, WHO)	E.4.1: Number of people reached through interpersonal social and behaviour change communication (SBCC) approaches (complementary with UNICEF, FAO, WFP, WHO) (Overall)	Treatment of moderate acute malnutrition	Individual	1,054,476	882,376
CSP Output 07: Targeted populations benefit from enhanced capacity of health and nutrition delivery systems to improve their nutrition and health status.					
Output indicator	Detailed indicator	Sub Activity	Unit of measure	Planned	Actual
C.4: Number of people engaged in capacity strengthening initiatives facilitated by WFP to enhance national stakeholder capacities contributing to Zero Hunger	C.4.g.2: Number of government and public sector staff participating in training and other technical assistance initiatives	Malnutrition Prevention (CCS)	Number	20	20
C.4: Number of people engaged in capacity strengthening initiatives facilitated by WFP to enhance national stakeholder capacities contributing to Zero Hunger	C.4.g.2: Number of government and public sector staff participating in training and other technical assistance initiatives	Malnutrition Treatment (CCS)	Number	20	20
C.5: Number of capacity strengthening initiatives facilitated by WFP to enhance national stakeholder capacities to contribute to Zero Hunger and other SDGs	C.5.g.6: Number of training sessions/workshops organized	Malnutrition Prevention (CCS)	Number	10	6
C.5: Number of capacity strengthening initiatives facilitated by WFP to enhance national stakeholder capacities to contribute to Zero Hunger and other SDGs	C.5.g.6: Number of training sessions/workshops organized	Malnutrition Treatment (CCS)	Number	5	4
Activity 03: 03: Provide nutritious school meals to school children and engage vulnerable urban and rural youth in skills training activities.					
Corporate Output 2.1: Food-insecure populations have increased and sustained access to nutritious food, cash-based assistance, new or improved skills and services to meet their food and nutrition needs					
CSP Output 10: Vulnerable populations participating in safety net programmes, especially women, the youth and people with disabilities benefit from skills training that empowers them, enhances their self-reliance and expands their employment prospects.					
Output indicator	Detailed indicator	Sub Activity	Unit of measure	Planned	Actual
D.3: Number of participants who completed vocational/livelihood skills training activities	D.3.g.1: Number of participants who completed vocational/livelihood skills	Food assistance for training	Number	2,700	2,700
Corporate Output 2.3: School-age children and adolescents have access to school-based health and nutrition packages					
CSP Output 08: Boys and girls attending school benefit from school, health and education packages linked to home-grown school feeding that meets their food and nutrition requirements, improves school enrolment, attendance and retention, and empowers girls.					
Output indicator	Detailed indicator	Sub Activity	Unit of measure	Planned	Actual
A.5: Quantity of non-food items distributed	A.5.g.2: Total number of energy-efficient devices distributed to targeted institutions, communities and households	School feeding (on-site)	Number	200	400
A.6.2: Number of schools or institutional sites reached through school-based programming	A.6.2.1: Total number of schools assisted by WFP	School feeding (on-site)	school	485	843

A.6.2: Number of schools or institutional sites reached through school-based programming	A.6.2.1: Total number of schools assisted by WFP	School feeding (take-home rations)	school	0	843
A.6.3: Number of WFP-assisted schools that received improved fuel or energy-efficient stoves	A.6.3.1: Number of WFP-assisted schools that received improved fuel or energy-efficient stoves	School feeding (on-site)	Number	176	176
A.6.7: Number of WFP-assisted schools using an improved water source	A.6.7.1: Number of WFP-assisted schools using an improved water source	School feeding (on-site)	Number	485	485
A.6.8: Number of WFP-assisted schools receiving textbooks and other teaching and learning materials	A.6.8.1: Number of WFP-assisted schools receiving textbooks and other teaching and learning materials	School feeding (on-site)	Number	485	485
A.6.9: Number of kitchens or food storage rooms rehabilitated or constructed	A.6.9.1: Number of kitchens or food storage rooms rehabilitated or constructed	School feeding (on-site)	Number	0	16
D.1.1: Number of assets built, restored or maintained by targeted households and communities, by type and unit of measure	D.1.1.g.10: Number of Household and School Gardens	School feeding (on-site)	Number	110	242
N.1.1: Feeding days as percentage of total school days	N.1.1.1: Feeding days as percentage of total school days	School feeding (on-site)	%	75	81
N.1.1: Feeding days as percentage of total school days	N.1.1.1: Feeding days as percentage of total school days	School feeding (take-home rations)	%	0	81
N.11: Number of Parent-Teacher Associations (PTAs) or similar "school" governance structures supported by WFP	N.11.1: Number of Parent-Teacher Associations (PTAs) or similar "school" governance structures supported by WFP	School feeding (on-site)	Individual	485	1,388
N.2: Average number of school days per month on which multi-fortified or at least 4 food groups were provided (nutrition-sensitive indicator)	N.2.1: Average number of school days per month on which multi-fortified or at least 4 food groups were provided (nutrition-sensitive indicator)	School feeding (on-site)	Number	18	16.5
N.2: Average number of school days per month on which multi-fortified or at least 4 food groups were provided (nutrition-sensitive indicator)	N.2.1: Average number of school days per month on which multi-fortified or at least 4 food groups were provided (nutrition-sensitive indicator)	School feeding (take-home rations)	Number	0	16.5
N.4.1: Number of children receiving micronutrient powder	N.4.1.1F: Number of children receiving micronutrient powder (Female)	School feeding (on-site)	Individual	10,580	21,160

N.4.1: Number of children receiving micronutrient powder	N.4.1.1M: Number of children receiving micronutrient powder (Male)	School feeding (on-site)	Individual	12,420	24,840
N.7: Number of schools supported through the home-grown school feeding (HGSF) model	N.7.1: Number of schools supported through the home-grown school feeding (HGSF) model	School feeding (on-site)	Number	100	552
N.8: Number of producers/smallholder farmers supplying schools	N.8.1: Number of producers/smallholder farmers supplying schools	School feeding (on-site)	Individual	700	5,720
CSP Output 09: Targeted school children benefit from the enhanced capacity of the Government and partners to meet their food and nutrition needs and, support learning outcomes and girls' transition to and performance in upper primary and secondary schools.					
Output indicator	Detailed indicator	Sub Activity	Unit of measure	Planned	Actual
C.4: Number of people engaged in capacity strengthening initiatives facilitated by WFP to enhance national stakeholder capacities contributing to Zero Hunger	C.4.g.2: Number of government and public sector staff participating in training and other technical assistance initiatives	School Based Programmes (CCS)	Number	80	80
C.5: Number of capacity strengthening initiatives facilitated by WFP to enhance national stakeholder capacities to contribute to Zero Hunger and other SDGs	C.5.g.6: Number of training sessions/workshops organized	School Based Programmes (CCS)	Number	3	4

Outcome Results							
Activity 02: 02: Provide nutrition and health support to targeted groups							
Outcome Indicator	Sex	Baseline	End-CSP Target	2025 Target	2025 Follow-up	2024 Follow-up	Source
Target Group: BSFP Malnutrition - **Location**: South Sudan - **Modality**: - **Subactivity**: Prevention of acute malnutrition							
2.2.7: Proportion of eligible population reached by nutrition preventive programme (coverage)	Female	30.8	≥70	≥70	40	79.9	WFP programme monitoring
	Male	30.8	≥70	≥70	62.6	77.2	WFP programme monitoring
	Overall	30.8	≥70	≥70	51.3	79	WFP programme monitoring
Target Group: BSFP- Malnutrition - **Location**: South Sudan - **Modality**: - **Subactivity**: Prevention of acute malnutrition							
2.2.8: Proportion of target population who participate in an adequate number of distributions (adherence)	Female	83.2	≥66	≥66	63.7	70.26	WFP programme monitoring
	Male	83.2	≥66	≥66	60.6	67.68	WFP programme monitoring
	Overall	83.2	≥66	≥66	62.2	69.42	WFP programme monitoring
Target Group: Capacity strengthening - Nutrition and SM - **Location**: South Sudan - **Modality**: - **Subactivity**: National data & analytics (CCS)							

2.2.37: Number of national policies, strategies, programmes and other system components contributing to Zero Hunger and other SDGs enhanced with WFP capacity strengthening support	**Overall**	4	≥4	≥4	5		WFP programme monitoring
Target Group: TSFP Malnutrition - **Location**: South Sudan - **Modality**: - **Subactivity**: Treatment of moderate acute malnutrition							
2.2.13: Percentage of moderate acute malnutrition cases reached by treatment services (coverage)	Female	62	≥50	≥50	48.8	66	WFP programme monitoring
	Male	62	≥50	≥50	42.9	68	WFP programme monitoring
	Overall	62	≥50	≥50	46.3	67	WFP programme monitoring
2.2.14: Moderate acute malnutrition treatment recovery rate	Female	95.3	>85	>84	48.8	96	WFP programme monitoring
	Male	95.5	>87	>86	42.9	93	WFP programme monitoring
	Overall	95.4	>86	>85	46.3	94	WFP programme monitoring
2.2.15: Moderate acute malnutrition treatment mortality rate	Female	0	=0	=0	0.1	1	WFP programme monitoring
	Male	0	=0	=0	0.1	0	WFP programme monitoring
	Overall	0	=0	=0	0.1	0.1	WFP programme monitoring
2.2.16: Moderate acute malnutrition treatment default rate	Female	2	<2	<2	6.9	2.1	WFP programme monitoring
	Male	2	<2	<2	5.8	3.3	WFP programme monitoring
	Overall	2	<2	<2	6.35	3	WFP programme monitoring
2.2.17: Moderate acute malnutrition treatment non-response rate	Female	3	<2.5	<2.5	2.5	3.2	WFP programme monitoring
	Male	2	<3.1	<3.1	1.9	2.2	WFP programme monitoring
	Overall	2	<2.8	<2.8	2.2	3	WFP programme monitoring
Target Group: TSFP malnutrition - **Location**: South Sudan - **Modality**: - **Subactivity**: HIV/TB Care & treatment							
2.2.18: Default rate of clients from TB-DOTS and PMTCT programmes	**Overall**	12	<12	<12	4.3	5.7	WFP programme monitoring

Activity 03: 03: Provide nutritious school meals to school children and engage vulnerable urban and rural youth in skills training activities.							
Outcome Indicator	Sex	Baseline	End-CSP Target	2025 Target	2025 Follow-up	2024 Follow-up	Source
Target Group: School based programmes - **Location**: South Sudan - **Modality**: - **Subactivity**: School Based Programmes (CCS)							
2.2.20: Number of complementary school health and nutrition interventions implemented alongside school feeding delivered by WFP: Minimum number of complementary interventions provided to at least one school in your country office	**Overall**	0	≥1	≥1	0	0	WFP programme monitoring
2.2.20: Number of complementary school health and nutrition interventions implemented alongside school feeding delivered by WFP: Maximum number of complementary interventions provided to at least one school in your country office	**Overall**	0	≥1	≥1	20	20	WFP programme monitoring
2.2.20: Number of complementary school health and nutrition interventions implemented alongside school feeding delivered by WFP: Mean (average) number of complementary interventions provided to at least one school in your country office	**Overall**	0	≥1	≥1	4	1	WFP programme monitoring
Target Group: School feeding - Residents - **Location**: South Sudan - **Modality**: - **Subactivity**: School feeding (on-site)							
2.2.21: Annual change in enrolment	Female	14	≥9	≥8.5	16	8	WFP programme monitoring
	Male	12	≥8	≥7.5	15	11	WFP programme monitoring
	Overall	13	≥9	≥8.5	16	10	WFP programme monitoring
2.2.22: Attendance rate	Female	75	≥85	≥82	85	78	WFP programme monitoring
	Male	80	≥80	≥80	86	75	WFP programme monitoring
	Overall	78	≥82.5	≥81	86	77	WFP programme monitoring
2.2.47: Retention rate, by grade: Retention rate	Female	80	≥85	≥85			WFP programme monitoring
	Male	79	≥85	≥85			WFP programme monitoring
	Overall	81	≥85	≥85			WFP programme monitoring
Target Group: Urban safety nets - **Location**: South Sudan - **Modality**: - **Subactivity**: Food assistance for training							

2.2.1: Food consumption score: Percentage of households with Acceptable Food Consumption Score	Female	26.5	≥26.5	≥25	36.4	42	WFP programme monitoring
	Male	26.4	≥26.4	≥25	39.3	34.1	WFP programme monitoring
	Overall	26.5	≥26.5	≥25	37	40.3	WFP programme monitoring
2.2.1: Food consumption score: Percentage of households with Borderline Food Consumption Score	Female	48.7	≥48.7	≥47	33.6	42.4	WFP programme monitoring
	Male	59	≥59	≥58	35.7	45.9	WFP programme monitoring
	Overall	53.9	≥53.9	≥52	34	51	WFP programme monitoring
2.2.1: Food consumption score: Percentage of households with Poor Food Consumption Score	Female	24.7	≤24.7	≤25	30	5.7	WFP programme monitoring
	Male	14.6	≤14.6	≤15	25	20	WFP programme monitoring
	Overall	19.7	≤19.7	≤20	29	8.7	WFP programme monitoring
2.2.3: Consumption-based coping strategy index (average)	Female	8	≤5	≤5.5	8.25	12.32	WFP programme monitoring
	Male	9	≤5	≤5.5	6	9.71	WFP programme monitoring
	Overall	8.5	≤5	≤5.5	7.83	11.77	WFP programme monitoring
2.2.4: Livelihood coping strategies for food security: Percentage of households using emergency coping strategies	Female	45.2	≤40	≤40	80.6	52.4	WFP programme monitoring
	Male	16.7	≤16.7	≤16.7	85.7	48.2	WFP programme monitoring
	Overall	30.95	≤28.4	≤28.4	81.5	51.5	WFP programme monitoring
2.2.4: Livelihood coping strategies for food security: Percentage of households using crisis coping strategies	Female	6.1	≤6.1	≤6.1	3.2	2.5	WFP programme monitoring
	Male	16	≤16	≤16	3.6	1.2	WFP programme monitoring
	Overall	11.1	≤11.1	≤11.1	3.3	2.2	WFP programme monitoring

2.2.4: Livelihood coping strategies for food security: Percentage of households using stress coping strategies	Female	4.3	≤4.3	≤4.3	2.8	2.8	WFP programme monitoring
	Male	9	≤9	≤9	0	2.4	WFP programme monitoring
	Overall	6.65	≤6.7	≤6.7	2.3	2.7	WFP programme monitoring
2.2.4: Livelihood coping strategies for food security: Percentage of households not using livelihood based coping strategies	Female	44.4	≥49.6	≥49.6	13.4	42.3	WFP programme monitoring
	Male	58.3	≥58.3	≥58.3	10.7	48.2	WFP programme monitoring
	Overall	51.35	≥54	≥54	12.9	43.5	WFP programme monitoring
2.2.5: Livelihood coping strategies for essential needs: Percentage of households using emergency coping strategies	Female	21.5	≤20	≤20	23.5	11.4	WFP programme monitoring
	Male	11.8	≤10	≤10	30.4	10.6	WFP programme monitoring
	Overall	16.65	≤15	≤15	24.8	11.2	WFP programme monitoring
2.2.5: Livelihood coping strategies for essential needs: Percentage of households using crisis coping strategies	Female	33.7	≤30	≤30	23.1	62.5	WFP programme monitoring
	Male	36.8	≤34	≤34	23.2	47.1	WFP programme monitoring
	Overall	35.25	≤32	≤32	23.1	59.2	WFP programme monitoring
2.2.5: Livelihood coping strategies for essential needs: Percentage of households using stress coping strategies	Female	15.1	≤14	≤14	10.9	13.6	WFP programme monitoring
	Male	13.2	≤12	≤12	10.7	17.6	WFP programme monitoring
	Overall	14.15	≤13	≤13	10.9	14.4	WFP programme monitoring
2.2.5: Livelihood coping strategies for essential needs: Percentage of households not using livelihood based coping strategies	Female	29.7	≥36	≥36	42.5	12.6	WFP programme monitoring
	Male	38.2	≥44	≥44	35.7	24.7	WFP programme monitoring
	Overall	33.95	≥40	≥40	41.3	15.2	WFP programme monitoring

2.2.6: Economic capacity to meet essential needs	Female	18.4	≥18.4	≥17.4	53.4	35.6	WFP programme monitoring
	Male	26.8	≥26.8	≥25.8	44.6	37.6	WFP programme monitoring
	Overall	22.6	≥21.4	≥20.4	51.8	36.1	WFP programme monitoring

Strategic Outcome 03: Food insecure and shock-affected populations in targeted areas especially women and youth have improved livelihoods and more resilient and sustainable food systems by 2030.	Resilience Building

Output Results

Activity 04: 04: Engage targeted communities in resilience building activities including through community asset creation and climate adaptation using a conflict-sensitive and gender transformative approach

Corporate output 3.1: People and communities have access to productive assets to better cope with shocks and stressors

CSP Output 11: Food insecure populations and shock-affected communities especially women and youth benefit from productive community assets to enhance their livelihoods, strengthen their resilience to shocks and support social cohesion and peace building in a conflict-sensitive manner

Output Indicator	Beneficiary Group	Sub Activity	Unit of measure	Planned	Actual
A.1.6 Number of people receiving food/cash-based transfers/commodity vouchers/capacity strengthening transfers under food assistance for assets (complementary with ILO, UNDP, World Bank, UNHCR, UNICEF)	All	Food assistance for asset	Female Male **Total**	358,068 305,022 **663,090**	129,876 110,636 **240,512**
A.2.6 Quantity of food provided to people enrolled in food assistance for assets activities			MT	10,702	918.47
A.3.4 Total value of cash transferred to people enrolled in food assistance for assets activities			USD	16,380,104	6,518,179

Activity 05: 05: Engage targeted food-insecure populations, especially women and youth in livelihood development and market support activities

Corporate output 3.3: Smallholder farmers and value chain actors have increased capacity to produce and aggregate marketable surpluses, reduce post-harvest losses, access markets and leverage linkages to schools

CSP Output 13: Smallholder farmers and other food system actors particularly women and youth, have enhanced capacity to increase their production and control over resources through access to markets and financial and other related services, that promote sustainable livelihoods and strengthen their resilience to shocks.

Output Indicator	Beneficiary Group	Sub Activity	Unit of measure	Planned	Actual
F.1 Number of smallholder farmers supported with training, inputs, equipment and infrastructure	All	Smallholder agricultural market support Activities	Female Male **Total**	23,000 27,000 **50,000**	24,048 28,231 **52,279**

Other Output

Activity 04: 04: Engage targeted communities in resilience building activities including through community asset creation and climate adaptation using a conflict-sensitive and gender transformative approach

Corporate Output 3.1: People and communities have access to productive assets to better cope with shocks and stressors

CSP Output 11: Food insecure populations and shock-affected communities especially women and youth benefit from productive community assets to enhance their livelihoods, strengthen their resilience to shocks and support social cohesion and peace building in a conflict-sensitive manner

Output indicator	Detailed indicator	Sub Activity	Unit of measure	Planned	Actual
D.1.1: Number of assets built, restored or maintained by targeted households and communities, by type and unit of measure	D.1.1.g.10: Number of Household and School Gardens	Food assistance for asset	Number	206	227,657
D.1.1: Number of assets built, restored or maintained by targeted households and communities, by type and unit of measure	D.1.1.g.11: Number of water points (ponds, shallow wells, weirs, dams) constructed or rehabilitated	Food assistance for asset	Number	56	67

D.1.1: Number of assets built, restored or maintained by targeted households and communities, by type and unit of measure	D.1.1.g.3: Hectares of land rehabilitated/benefiting from irrigation infrastructures	Food assistance for asset	Ha	11,175	23,925
D.1.1: Number of assets built, restored or maintained by targeted households and communities, by type and unit of measure	D.1.1.g.4: Kilometeres of feeder roads and trails constructed/repaired	Food assistance for asset	Km	91	33.76
D.1.1: Number of assets built, restored or maintained by targeted households and communities, by type and unit of measure	D.1.1.g.5: Kilometers of drainage canals and flood protection dykes built/rehabilitated	Food assistance for asset	Km	13	22.9
D.1.1: Number of assets built, restored or maintained by targeted households and communities, by type and unit of measure	D.1.1.g.9: Number of culverts and drainage	Food assistance for asset	Number	78	28.05
D.1.3: Number of additional country specific assets constructed, rebuilt or maintained by targeted households and communities, by type and unit of measure	D.1.3.15: Number of tree seedlings produced/provided	Food assistance for asset	Number	134,000	129,066
D.3: Number of participants who completed vocational/livelihood skills training activities	D.3.g.1: Number of participants who completed vocational/livelihood skills	Food assistance for asset	Number	300	180

Corporate Output 3.2: People and communities have increased skills, capacities and access to financial, energy and climate services for climate-adapted and sustainable livelihoods

CSP Output 12: Vulnerable populations benefit from improved gender-sensitive climate adaptation services and technologies that enable them to shift to more climate-adapted and sustainable livelihoods and better withstand and recover from climate shocks.

Output indicator	Detailed indicator	Sub Activity	Unit of measure	Planned	Actual
G.10: Number of people benefiting from assets and climate adaptation practices facilitated by WFP's risk management activities	G.10.1: Number of people benefiting from assets and climate adaptation practices facilitated by WFP's Risk Management activities (overall)	Climate adapted assets and agricultural practices	Individual	190,131	240,000

Activity 05: 05: Engage targeted food-insecure populations, especially women and youth in livelihood development and market support activities

Corporate Output 3.3: Smallholder farmers and value chain actors have increased capacity to produce and aggregate marketable surpluses, reduce post-harvest losses, access markets and leverage linkages to schools

CSP Output 13: Smallholder farmers and other food system actors particularly women and youth, have enhanced capacity to increase their production and control over resources through access to markets and financial and other related services, that promote sustainable livelihoods and strengthen their resilience to shocks.

Output indicator	Detailed indicator	Sub Activity	Unit of measure	Planned	Actual
F.22: Percentage of smallholder farmers supported by type of trainings, inputs, equipment and infrastructure	F.22.g.1: Percentage of smallholder farmers supported with trainings	Smallholder agricultural market support Activities	%	80	90
F.24: Maximum total capacity of agricultural and post-harvest management equipment and infrastructure provided.	F.24.g.2: Maximum total capacity (MT/cycle) of post-harvest management equipment and infrastructure provided	Smallholder agricultural market support Activities	MT/cycle	200	2,015
F.4: Number of agricultural and post-harvest inputs, equipment and infrastructures provided	F.4.g.1: Number of agricultural production equipment provided	Smallholder agricultural market support Activities	Number	30,000	40,000

F.4: Number of agricultural and post-harvest inputs, equipment and infrastructures provided	F.4.g.2: Number of post-harvest management equipment provided	Smallholder agricultural market support Activities	Number	30	55
F.4: Number of agricultural and post-harvest inputs, equipment and infrastructures provided	F.4.g.3: Number of post-harvest management infrastructure provided/constructed	Smallholder agricultural market support Activities	Number	30	45
F.7: Number of other value chain actors supported	F.7.7: Number of agricultural extension service providers supported/engaged	Smallholder agricultural market support Activities	Number	0	180
CSP Output 14: Smallholder farmers have increased capacity and access to information, services and technologies, as a result of which they are better able to aggregate surplus, add value, reduce post-harvest losses and access markets.					
Output indicator	Detailed indicator	Sub Activity	Unit of measure	Planned	Actual
F.2: Total membership of supported smallholder farmer aggregation systems	F.2.1: Total membership of supported smallholder farmer aggregation systems (Male)	Smallholder agricultural market support Activities	Number	14,000	18,298
F.2: Total membership of supported smallholder farmer aggregation systems	F.2.2: Total membership of supported smallholder farmer aggregation systems (Female)	Smallholder agricultural market support Activities	Number	26,000	33,981
F.23: Percentage of smallholder farmer aggregation systems supported by type of trainings, inputs, equipment and infrastructure	F.23.g.1: Percentage of smallholder farmer aggregation systems supported with trainings	Smallholder agricultural market support Activities	%	50	65
F.3: Number of smallholder farmer aggregation systems supported	F.3.4: Number of farmer groups supported	Smallholder agricultural market support Activities	Number	1,000	1,203
F.5: Number of meetings, workshops, fairs, events organized to facilitate market linkages	F.5.1: Number of meetings, workshops, fairs, events organized to facilitate market linkages	Smallholder agricultural market support Activities	Number	30	50
F.6: Number of contracts/commercial agreements facilitated	F.6.1: Number of contracts facilitated (formal)	Smallholder agricultural market support Activities	Number	7	5
F.6: Number of contracts/commercial agreements facilitated	F.6.2: Number of commercial agreements facilitated (informal)	Smallholder agricultural market support Activities	Number	35	40
CSP Output 15: Food insecure populations benefit from more inclusive pro-smallholder food supply chains that improve their production and economic capacity to meet their food, nutrition and other essential needs					
Output indicator	Detailed indicator	Sub Activity	Unit of measure	Planned	Actual
F.7: Number of other value chain actors supported	F.7.7: Number of agricultural extension service providers supported/engaged	Smallholder agricultural market support Activities	Number	200	180
CSP Output 15: Food insecure populations benefit from more inclusive pro-smallholder food supply chains that improve their production and economic capacity to meet their food, nutrition and other essential needs.					
Output indicator	Detailed indicator	Sub Activity	Unit of measure	Planned	Actual
A.10.3: Total value (USD) of individual capacity strengthening transfers related to the provision of agricultural and post-harvest inputs, equipment and infrastructure.	A.10.3.g.4: USD value of post-harvest management equipment provided	School feeding (on-site)	US$	225,000	2,150

N.7: Number of schools supported through the home-grown school feeding (HGSF) model	N.7.1: Number of schools supported through the home-grown school feeding (HGSF) model	School feeding (on-site)	Number	100	276
N.8: Number of producers/smallholder farmers supplying schools	N.8.1: Number of producers/smallholder farmers supplying schools	School feeding (on-site)	Individual	3,000	2,860

Activity 06: 06: Develop, rehabilitate and maintain essential infrastructure for targeted communities

Corporate Output 3.2: People and communities have increased skills, capacities and access to financial, energy and climate services for climate-adapted and sustainable livelihoods

CSP Output 16: Food insecure and shock-affected populations have enhanced access to markets, assets and basic services through roads, bridges, key river ports and other climate-resilient infrastructure that supports their livelihoods, reduces isolation, and promotes social cohesion.

Output indicator	Detailed indicator	Sub Activity	Unit of measure	Planned	Actual
C.8: Value of assets and infrastructure handed over to national stakeholders as part of WFP capacity strengthening support	C.8.1: Value of assets and infrastructure handed over to national stakeholders as part of WFP capacity strengthening support	Other climate adaptation and risk management activities (CCS)	US$	15,000,000	1,380,688.86
D.1.1: Number of assets built, restored or maintained by targeted households and communities, by type and unit of measure	D.1.1.g.4: Kilometeres of feeder roads and trails constructed/repaired	Other Climate adaptation and risk management Activities	Km	364	33.77

Outcome Results

Activity 04: 04: Engage targeted communities in resilience building activities including through community asset creation and climate adaptation using a conflict-sensitive and gender transformative approach

Outcome Indicator	Sex	Baseline	End-CSP Target	2025 Target	2025 Follow-up	2024 Follow-up	Source
Target Group: FFA - **Location**: South Sudan - **Modality**: - **Subactivity**: Food assistance for asset							
4.3.1: Food consumption score: Percentage of households with Acceptable Food Consumption Score	Female	30.6	≥37	≥37	33.8	41.3	WFP programme monitoring
	Male	34	≥38	≥37	31.9	48	WFP programme monitoring
	Overall	32.3	≥37.5	≥37	32.9	44.3	WFP programme monitoring
4.3.1: Food consumption score: Percentage of households with Borderline Food Consumption Score	Female	33.3	≥37	≥37	35.4	31.7	WFP programme monitoring
	Male	34.1	≥39	≥38	33.6	31.6	WFP programme monitoring
	Overall	33.7	≥38	≥37.5	34.5	31.7	WFP programme monitoring

4.3.1: Food consumption score: Percentage of households with Poor Food Consumption Score	Female	36.1	≤24	≤25	30.8	27	WFP programme monitoring
	Male	31.9	≤25	≤25.5	34.5	20.5	WFP programme monitoring
	Overall	34	≤24.5	≤25	32.6	24	WFP programme monitoring
4.3.25: Percentage of the population in targeted communities reporting benefits from an enhanced livelihood asset base	Female	60.99	≥60.99	≥60.99	82.8	85.29	WFP programme monitoring
	Male	62.57	≥62.57	≥62.57	87.3	87.81	WFP programme monitoring
	Overall	61.79	≥61.79	≥61.79	85	86.44	WFP programme monitoring
4.3.26: Proportion of the population in targeted communities reporting environmental benefits	**Overall**	44.61	≥44.61	≥44.61	76.79	77.78	WFP programme monitoring
4.3.27: Percentage of FFA supported assets that demonstrate improved vegetation and soil conditions	**Overall**	50	≥58	≥56.5			WFP programme monitoring
4.3.32: Climate adaptation benefit score: 1. Total Low CABS	**Overall**	88.9	≤88.9	≤88.9	1.9	64.4	WFP programme monitoring
4.3.32: Climate adaptation benefit score: 2. Total Medium CABS	**Overall**	2.3	≥2.3	≥2.3	58.5	0.7	WFP programme monitoring
4.3.32: Climate adaptation benefit score: 3. Total High CABS	**Overall**	8.8	≥8.8	≥8.8	39.6	34.8	WFP programme monitoring
4.3.33: Climate resilience capacity score: 1. Total Low CRS	**Overall**	12.4	≤12.4	≤12.4	1.9	4.5	WFP programme monitoring
4.3.33: Climate resilience capacity score: 2. Total Medium CRS	**Overall**	69	≥69	≥69	58.5	64.2	WFP programme monitoring
4.3.33: Climate resilience capacity score: 3. Total High CRS	**Overall**	18.6	≥18.6	≥18.6	39.6	31.3	WFP programme monitoring
4.3.3: Consumption-based coping strategy index (average)	Female	11.5	≤8.5	≤9	11.13	7.57	WFP programme monitoring
	Male	10.92	≤7.92	≤8.5	10.55	7.27	WFP programme monitoring
	Overall	11.21	≤8.21	≤8.9	10.85	7.43	WFP programme monitoring

4.3.4: Livelihood coping strategies for food security: Percentage of households using emergency coping strategies	Female	43.1	≤49.8	≤50.8	44.1	42.3	WFP programme monitoring
	Male	40	≤61.9	≤62.9	55.6	48.2	WFP programme monitoring
	Overall	41.6	≤55.3	≤56.3	49.7	43.5	WFP programme monitoring
4.3.4: Livelihood coping strategies for food security: Percentage of households using crisis coping strategies	Female	10	≤8.9	≤9.9	4.3	2.8	WFP programme monitoring
	Male	9.7	≤6.6	≤7.6	10.8	2.4	WFP programme monitoring
	Overall	9.9	≤7.8	≤8.8	7.5	2.7	WFP programme monitoring
4.3.4: Livelihood coping strategies for food security: Percentage of households using stress coping strategies	Female	5.4	≤3.4	≤4.4	6.2	2.8	WFP programme monitoring
	Male	4	≤4.1	≤5.1	6	2.4	WFP programme monitoring
	Overall	4.7	≤3.7	≤4.7	6.1	2.7	WFP programme monitoring
4.3.4: Livelihood coping strategies for food security: Percentage of households not using livelihood based coping strategies	Female	43	≥37.9	≥36.9	45.4	42.3	WFP programme monitoring
	Male	44.9	≥27.5	≥26.5	27.6	48.2	WFP programme monitoring
	Overall	44	≥33.1	≥34.1	36.8	43.5	WFP programme monitoring
4.3.5: Livelihood coping strategies for essential needs: Percentage of households using emergency coping strategies	Female	22.7	≤18	≤19	22.7	21.5	WFP programme monitoring
	Male	22.6	≤17	≤18	15.7	15.2	WFP programme monitoring
	Overall	22.7	≤18	≤18.5	19.3	18.6	WFP programme monitoring
4.3.5: Livelihood coping strategies for essential needs: Percentage of households using crisis coping strategies	Female	22.7	≤20	≤21	25.4	25.6	WFP programme monitoring
	Male	24	≤18	≤18.5	25.4	37.3	WFP programme monitoring
	Overall	23.4	≤19	≤19.5	25.4	30.9	WFP programme monitoring

4.3.5: Livelihood coping strategies for essential needs: Percentage of households using stress coping strategies	Female	17.4	≤12	≤13	25.7	18.1	WFP programme monitoring
	Male	15.9	≤11	≤11	27.9	12.7	WFP programme monitoring
	Overall	16.7	≤12	≤12.5	26.8	15.6	WFP programme monitoring
4.3.5: Livelihood coping strategies for essential needs: Percentage of households not using livelihood based coping strategies	Female	37.3	≥50	≥47	26.2	34.8	WFP programme monitoring
	Male	37.5	≥54	≥53	31.1	34.8	WFP programme monitoring
	Overall	37.4	≥52	≥49	28.6	34.8	WFP programme monitoring
4.3.68: Shock Exposure Index (SEI)	Female	8.66	≤6.66	≤6.66	5.15	7.94	WFP programme monitoring
	Male	7.38	≤7.38	≤7.38	5.59	7.26	WFP programme monitoring
	Overall	7.03	≤7.03	≤7.03	5.35	7.63	WFP programme monitoring
4.3.6: Economic capacity to meet essential needs	Female	49	≥18.4	≥18.4	23.5	16	WFP programme monitoring
	Male	51	≥26.8	≥26.8	19.1	15.2	WFP programme monitoring
	Overall	50	≥21.4	≥21.4	21.4	15.6	WFP programme monitoring

Activity 05: 05: Engage targeted food-insecure populations, especially women and youth in livelihood development and market support activities

Outcome Indicator	Sex	Baseline	End-CSP Target	2025 Target	2025 Follow-up	2024 Follow-up	Source
Target Group: SAM - **Location**: South Sudan - **Modality**: - **Subactivity**: Smallholder agricultural market support Activities							
4.3.28: Value and volume of smallholder sales through WFP-supported aggregation systems: Value (USD)	**Overall**	198,932	≥200,000	≥200,000	280,000	368,000	WFP programme monitoring
4.3.28: Value and volume of smallholder sales through WFP-supported aggregation systems: Volume (MT)	**Overall**	517	≥550	≥550	500	796	WFP programme monitoring
4.3.29: Percentage of targeted smallholder farmers selling through WFP-supported farmer aggregation systems	**Overall**	59	≥59	≥59	25	20.8	WFP programme monitoring
4.3.30: Average percentage of smallholder post-harvest losses at the storage stage	**Overall**	37	≤37	≤37	15	16	WFP programme monitoring

4.3.31: Percentage of targeted smallholder farmers reporting increased production of nutritious crops	**Overall**	29	≥29	≥29	30	15.5	WFP programme monitoring
4.3.48: Value of smallholder sales through WFP-supported aggregation systems (USD): Overall	**Overall**	198,932	≥200,000	≥200,000	2,701,600	1,200,000	WFP programme monitoring
4.3.48: Value of smallholder sales through WFP-supported aggregation systems (USD): WFP	**Overall**	198,932	≥200,000	≥200,000	280,000	1,200,000	WFP programme monitoring
4.3.49: Volume of smallholder sales through WFP-supported aggregation systems (MT): Overall	**Overall**	517	≥550	≥540	2,713	2,000	WFP programme monitoring
4.3.49: Volume of smallholder sales through WFP-supported aggregation systems (MT): WFP	**Overall**	517	≥550	≥540	500	2,000	WFP programme monitoring

Strategic Outcome 04: National institutions and partners in South Sudan have strengthened capacity and systems for managing food security, nutrition, social protection and climate adaptation policies and programmes by 2030.	Resilience Building

Other Output

Activity 07: 07. Provide policy support, and technical assistance to the Government and partners in the areas of food security, nutrition, social protection, anticipatory action, emergency preparedness and response, climate change adaptation and disaster risk management.

Corporate Output 4.1: National actors have increased capacity and knowledge to enhance policies, strategies, processes and programmes, contributing to the achievement of zero hunger and other SDGs

CSP Output 17: National institutions and partners benefit from strengthened capacity and systems for planning and managing gender-sensitive food and nutrition programmes.

Output indicator	Detailed indicator	Sub Activity	Unit of measure	Planned	Actual
C.16: Number of national institutions engaged in WFP capacity strengthening activities at national and subnational levels	C.16.g.3: Number of governmental institutions engaged in WFP capacity strengthening activities	Food Security Sector (CCS)	Number	7	2
C.4: Number of people engaged in capacity strengthening initiatives facilitated by WFP to enhance national stakeholder capacities contributing to Zero Hunger	C.4.g.2: Number of government and public sector staff participating in training and other technical assistance initiatives	Food Security Sector (CCS)	Number	30	63
C.5: Number of capacity strengthening initiatives facilitated by WFP to enhance national stakeholder capacities to contribute to Zero Hunger and other SDGs	C.5.g.3: Number of other technical assistance activities provided	Food Security Sector (CCS)	Number	7	3
C.6: Number of tools or products developed or revised to enhance national systems contributing to zero hunger and other SDGs as part of WFP capacity strengthening	C.6.g.1: Number of tools or products developed	Food Security Sector (CCS)	Number	1	3

Corporate Output 4.2: Components of national emergency preparedness and response, social protection and food systems are strengthened

CSP Output 07: Government and partners benefit from improved early warning, anticipatory action and emergency preparedness and response capacity and systems that reduce risks and facilitate emergency responses.

Output indicator	Detailed indicator	Sub Activity	Unit of measure	Planned	Actual
G.7: Percentage of tools developed or reviewed to strengthen national systems for Forecast-based Anticipatory Action	G.7.g.1: Percentage of tools developed or reviewed to strengthen national capacities for Forecast-based Anticipatory Action	Forecast-based Anticipatory Actions	%	33.33	0
G.8: Number of people provided with direct access to information on climate and weather risks	G.8.3: Number of people provided with direct access to information on climate and weather risks through mobile phones and/or SMS services	Climate and weather risk information services	Individual	48,000	5,638

Outcome Results

Activity 07: 07. Provide policy support, and technical assistance to the Government and partners in the areas of food security, nutrition, social protection, anticipatory action, emergency preparedness and response, climate change adaptation and disaster risk management.

Outcome Indicator	Sex	Baseline	End-CSP Target	2025 Target	2025 Follow-up	2024 Follow-up	Source

Target Group: National institutions and partners - **Location**: South Sudan - **Modality**: - **Subactivity**: Emergency Preparedness Activities (CCS)

5.4.37: Number of national policies, strategies, programmes and other system components contributing to Zero Hunger and other SDGs enhanced with WFP capacity strengthening support	**Overall**	0	≥2	≥2	2	2	WFP programme monitoring
5.4.38: Number of new or adapted policies and legislative instruments contributing to Zero Hunger and other SDGs endorsed with WFP capacity strengthening support	**Overall**	0	≥2	≥1	3	1	WFP programme monitoring
5.4.39: Resources mobilized (USD value) for national systems contributing to Zero Hunger and other SDGs with WFP capacity strengthening support	**Overall**	0	≥940,912	≥940,912	549,400	299,488	WFP programme monitoring

Strategic Outcome 05: Humanitarian and development partners in South Sudan have access to reliable common services and expertise enabling them to reach vulnerable people and respond to needs, throughout the year.	Crisis Response

Other Output

Activity 08: Provide air transport services (passengers and light cargo) and aviation sector technical assistance to the humanitarian community and other partners.

Corporate Output 5.1: Governments and humanitarian actors utilize mandated services in crisis-settings to set-up, manage and deliver response and services

CSP Output 21: Crisis-affected populations benefit from life-saving assistance delivered through timely and efficient air transport services offered to humanitarian and key partners.

Output indicator	Detailed indicator	Sub Activity	Unit of measure	Planned	Actual
H.4: Total volume of cargo transported	H.4.1: Quantity (mt) of cargo transported	Common Air Transport Services	MT	1,080	724
H.7: Total number of passengers transported	H.7.1: Number of passengers transported	Common Air Transport Services	Individual	65,000	49,109

Activity 09: Provide mandated information management, logistics and coordination services to the humanitarian community and partners through the logistics cluster.

Corporate Output 5.1: Governments and humanitarian actors utilize mandated services in crisis-settings to set-up, manage and deliver response and services

CSP Output 22: The humanitarian and development community benefits from information management, coordination, and common logistics services provided through the logistics cluster to facilitate the delivery of assistance.

Output indicator	Detailed indicator	Sub Activity	Unit of measure	Planned	Actual
H.4: Total volume of cargo transported	H.4.1: Quantity (mt) of cargo transported	Service Delivery	MT	4,860	4,608

Activity 10: 10: Provide on-demand services and expertise to humanitarian and development partners.

Corporate Output 5.2: Partners utilize on-demand services to augment their capacity and ensure more efficient, effective and coordinated interventions

CSP Output 23: Crisis-affected populations targeted by humanitarian and development partners benefit from on-demand services and expertise by receiving life-saving assistance.

Output indicator	Detailed indicator	Sub Activity	Unit of measure	Planned	Actual
H.1: Number of shared services, data and analytics platforms provided by type	H.1.5: Number of innovation solutions and services provided to the government and partners by WFP	SC/Logistics Services	Number	2	14
H.4: Total volume of cargo transported	H.4.1: Quantity (mt) of cargo transported	SC/Logistics Services	MT	6,000	6,066

Outcome Results

Activity 08: Provide air transport services (passengers and light cargo) and aviation sector technical assistance to the humanitarian community and other partners.

Outcome Indicator	Sex	Baseline	End-CSP Target	2025 Target	2025 Follow-up	2024 Follow-up	Source
Target Group: Humanitarian air service - **Location**: South Sudan - **Modality**: - **Subactivity**: Common Air Transport Services							
8.5.46: Percentage of users satisfied with services provided	**Overall**	92	≥95	≥95	97.5	98	WFP survey

Activity 09: Provide mandated information management, logistics and coordination services to the humanitarian community and partners through the logistics cluster.

Outcome Indicator	Sex	Baseline	End-CSP Target	2025 Target	2025 Follow-up	2024 Follow-up	Source
Target Group: Logistics Cluster - **Location**: South Sudan - **Modality**: - **Subactivity**: Service Delivery							

8.5.46: Percentage of users satisfied with services provided	**Overall**	99	≥92	≥92	94	92	WFP survey

Cross-cutting Indicators

Gender equality and women's empowerment indicators

Gender equality and women's empowerment indicators							
Cross-cutting indicators at Activity level							
Activity 01: 01: Provide life-saving food and nutrition assistance to crisis-affected populations to support their self-reliance, readiness, and recovery							
CrossCutting Indicator	Sex	Baseline	End-CSP Target	2025 Target	2025 Follow-up	2024 Follow-up	Source
Target Group: Crisis affected - **Location**: South Sudan - **Modality**: - - **Subactivity**: General Distribution							
CC.3.4: Proportion of women and men in decision-making entities who report meaningful participation	Female	3.2	=50	=50	47.06	78	WFP programme monitoring
	Male	5	=50	=50	45.57	76	WFP programme monitoring
	Overall	3.7	=50	=50	46.41	77	WFP programme monitoring
CC.3.5: Proportion of women and men reporting economic empowerment	Female	94.9	≥65	≥65	25.83	93.9	WFP programme monitoring
	Male	91.1	≥65	≥65	23.3	95.1	WFP programme monitoring
	Overall	93.7	≥65	≥65	24.13	94.3	WFP programme monitoring
Target Group: Refugees - **Location**: South Sudan - **Modality**: - - **Subactivity**: General Distribution							
CC.3.4: Proportion of women and men in decision-making entities who report meaningful participation	Female	4.4	=50	=50	42.55	100	WFP programme monitoring
	Male	6.5	=50	=50	39.13	90	WFP programme monitoring
	Overall	5.2	=50	=50	40.86	96	WFP programme monitoring
CC.3.5: Proportion of women and men reporting economic empowerment	Female	98.1	≥65	≥65	30.48	97.9	WFP programme monitoring
	Male	92.1	≥65	≥65	27.86	99.1	WFP programme monitoring
	Overall	96.7	≥65	≥65	29.2	98.4	WFP programme monitoring
Activity 03: 03: Provide nutritious school meals to school children and engage vulnerable urban and rural youth in skills training activities.							
CrossCutting Indicator	Sex	Baseline	End-CSP Target	2025 Target	2025 Follow-up	2024 Follow-up	Source
Target Group: Urban Safety Nets - **Location**: South Sudan - **Modality**: - - **Subactivity**: Food assistance for training							

CC.3.4: Proportion of women and men in decision-making entities who report meaningful participation	Female	33.8	=50	=50	47.15	85	WFP programme monitoring
	Male	23.2	=50	=50	48.38	67	WFP programme monitoring
	Overall	25.8	=50	=50	47.4	81	WFP programme monitoring
CC.3.5: Proportion of women and men reporting economic empowerment	Female	88.9	≥65	≥65	80.89	71.8	WFP programme monitoring
	Male	75	≥65	≥65	86.44	55.3	WFP programme monitoring
	Overall	85.1	≥65	≥65	81.82	68.3	WFP programme monitoring
Activity 04: 04: Engage targeted communities in resilience building activities including through community asset creation and climate adaptation using a conflict-sensitive and gender transformative approach							
CrossCutting Indicator	Sex	Baseline	End-CSP Target	2025 Target	2025 Follow-up	2024 Follow-up	Source
Target Group: FFA - **Location**: South Sudan - **Modality**: - - **Subactivity**: Food assistance for asset							
CC.3.4: Proportion of women and men in decision-making entities who report meaningful participation	Female	18.2	=50	=50	47.89	89	WFP programme monitoring
	Male	28	=50	=50	45.86	84	WFP programme monitoring
	Overall	23.2	=50	=50	46.88	86	WFP programme monitoring
CC.3.5: Proportion of women and men reporting economic empowerment	Female	86.7	≥65	≥65	49.87	88.4	WFP programme monitoring
	Male	91.7	≥65	≥65	40.51	85.2	WFP programme monitoring
	Overall	89.2	≥65	≥65	45.12	87	WFP programme monitoring

Protection indicators

Protection indicators							
Cross-cutting indicators at CSP level							
CrossCutting Indicator	Sex	Baseline	End-CSP Target	2025 Target	2025 Follow-up	2024 Follow-up	Source
CC.1.4: Number of women, men, boys and girls with disabilities accessing food/cash-based transfers/commodity vouchers/capacity strengthening services	Female	0	≥48,100	≥48,100	628,929	56,774	WFP programme monitoring
	Male	0	≥47,100	≥47,100	628,929	39,453	WFP programme monitoring
	Overall	0	≥85,200	≥85,200	628,929	99,227	WFP programme monitoring
CC.1.5: Country office meets or exceeds UNDIS entity accountability framework standards concerning accessibility (QCPR)	**Overall**	Meeting	Exceeding	Exceeding	Meeting	Meeting	Secondary data
CC.1.6: Country Office Score on Meeting Standards for the Identification and Documentation of Conflict Analysis and Conflict Sensitivity Risks, and Implementation of Mitigation Measures	**Overall**	Exceeds standard	Exceeds standard	Exceeds standard	Meets standard	Meets standard	WFP programme monitoring

Protection indicators							
Cross-cutting indicators at Activity level							
Activity 01: 01: Provide life-saving food and nutrition assistance to crisis-affected populations to support their self-reliance, readiness, and recovery							
CrossCutting Indicator	Sex	Baseline	End-CSP Target	2025 Target	2025 Follow-up	2024 Follow-up	Source
Target Group: Crisis Affected - **Location**: South Sudan - **Modality**: - - **Subactivity**: General Distribution							
CC.1.1: Percentage of beneficiaries reporting no safety concerns experienced as a result of their engagement in WFP programmes	Female	99.3	=100	=100	99.71	96.86	WFP programme monitoring
	Male	99.3	=100	=100	99.83	98.29	WFP programme monitoring
	Overall	99.3	=100	=100	99.76	97.28	WFP programme monitoring
CC.1.2: Percentage of beneficiaries who report they experienced no barriers to accessing food and nutrition assistance	Female	95	=100	=100	98.55	96.66	WFP programme monitoring
	Male	95	=100	=100	98.61	97.56	WFP programme monitoring
	Overall	95	=100	=100	98.58	96.92	WFP programme monitoring

CC.1.3: Percentage of beneficiaries who report being treated with respect as a result of their engagement in programmes	Female	99	=100	=100	100	99.09	WFP programme monitoring
	Male	99	=100	=100	100	99.76	WFP programme monitoring
	Overall	99	=100	=100	100	99.28	WFP programme monitoring
Target Group: Refugees - **Location**: South Sudan - **Modality**: - - **Subactivity**: General Distribution							
CC.1.1: Percentage of beneficiaries reporting no safety concerns experienced as a result of their engagement in WFP programmes	Female	47.1	=100	=100	98.1	98.79	WFP programme monitoring
	Male	56.9	=100	=100	99.5	99.55	WFP programme monitoring
	Overall	52	=100	=100	98.54	99.09	WFP programme monitoring
CC.1.2: Percentage of beneficiaries who report they experienced no barriers to accessing food and nutrition assistance	Female	97.4	=100	=100	97.62	97.58	WFP programme monitoring
	Male	97.4	=100	=100	99.5	95.93	WFP programme monitoring
	Overall	97.4	=100	=100	98.54	96.91	WFP programme monitoring
CC.1.3: Percentage of beneficiaries who report being treated with respect as a result of their engagement in programmes	Female	99.7	=100	=100	98.57	97.58	WFP programme monitoring
	Male	99.7	=100	=100	100	97.74	WFP programme monitoring
	Overall	99.7	=100	=100	99.27	97.64	WFP programme monitoring
Activity 03: 03: Provide nutritious school meals to school children and engage vulnerable urban and rural youth in skills training activities.							
CrossCutting Indicator	Sex	Baseline	End-CSP Target	2025 Target	2025 Follow-up	2024 Follow-up	Source
Target Group: Urban Safety Nets - **Location**: South Sudan - **Modality**: - - **Subactivity**: Food assistance for training							
CC.1.1: Percentage of beneficiaries reporting no safety concerns experienced as a result of their engagement in WFP programmes	Female	62.6	=100	=100	496.61	100	WFP programme monitoring
	Male	62.6	=100	=100	100	98.82	WFP programme monitoring
	Overall	62.6	=100	=100	100	99.75	WFP programme monitoring

CC.1.2: Percentage of beneficiaries who report they experienced no barriers to accessing food and nutrition assistance	Female	75	=100	=100	96.93	95.3	WFP programme monitoring
	Male	75	=100	=100	100	100	WFP programme monitoring
	Overall	75	=100	=100	97.44	96.29	WFP programme monitoring
CC.1.3: Percentage of beneficiaries who report being treated with respect as a result of their engagement in programmes	Female	100	=100	=100	100	100	WFP programme monitoring
	Male	100	=100	=100	100	100	WFP programme monitoring
	Overall	100	=100	=100	100	100	WFP programme monitoring
Activity 04: 04: Engage targeted communities in resilience building activities including through community asset creation and climate adaptation using a conflict-sensitive and gender transformative approach							
CrossCutting Indicator	Sex	Baseline	End-CSP Target	2025 Target	2025 Follow-up	2024 Follow-up	Source
Target Group: FFA - **Location**: South Sudan - **Modality**: - - **Subactivity**: Food assistance for asset							
CC.1.1: Percentage of beneficiaries reporting no safety concerns experienced as a result of their engagement in WFP programmes	Female	63.4	=100	=100	99.74	98.98	WFP programme monitoring
	Male	59.1	=100	=100	100	98.77	WFP programme monitoring
	Overall	61.25	=100	=100	99.87	98.88	WFP programme monitoring
CC.1.2: Percentage of beneficiaries who report they experienced no barriers to accessing food and nutrition assistance	Female	93	=100	=100	97.91	99.32	WFP programme monitoring
	Male	93	=100	=100	97.97	97.95	WFP programme monitoring
	Overall	93	=100	=100	97.94	98.7	WFP programme monitoring
CC.1.3: Percentage of beneficiaries who report being treated with respect as a result of their engagement in programmes	Female	99	=100	=100	99.74	100	WFP programme monitoring
	Male	99	=100	=100	100	100	WFP programme monitoring
	Overall	99	=100	=100	99.87	100	WFP programme monitoring

Accountability to affected people indicators

Accountability indicators							
Cross-cutting indicators at CSP level							
CrossCutting Indicator	Sex	Baseline	End-CSP Target	2025 Target	2025 Follow-up	2024 Follow-up	Source
CC.2.2: Country office meets or exceeds United Nations Disability Inclusion Strategy (UNDIS) standards on consulting organizations of persons with disabilities (QCPR)	**Overall**	Meeting	Exceeding	Exceeding	Meeting	Meeting	Secondary data
CC.2.3: Country office has a functioning community feedback mechanism	**Overall**	Yes	Yes	Yes	Yes	Yes	WFP programme monitoring
CC.2.4: Country office has an action plan on community engagement	**Overall**	Yes	Yes	Yes	Yes	Yes	Secondary data
CC.2.5: Number of children and adults who have access to a safe and accessible channel to report sexual exploitation and abuse by humanitarian, development, protection and/or other personnel who provide assistance to affected populations (IOM, OHCHR, UNDP)	Female	1,446,232	≥3,000,000	≥3,000,000	814	1,103,259	WFP programme monitoring
	Male	1,231,975	≥2,000,000	≥2,000,000	734	1,059,994	WFP programme monitoring
	Overall	2,678,207	≥5,000,000	≥5,000,000	1,548	2,163,253	WFP programme monitoring

Accountability indicators							
Cross-cutting indicators at Activity level							
Activity 01: 01: Provide life-saving food and nutrition assistance to crisis-affected populations to support their self-reliance, readiness, and recovery							
CrossCutting Indicator	Sex	Baseline	End-CSP Target	2025 Target	2025 Follow-up	2024 Follow-up	Source
Target Group: Crisis Affected - **Location**: South Sudan - **Modality**: - - **Subactivity**: General Distribution							
CC.2.1: Percentage of beneficiaries reporting they were provided with accessible information about WFP programmes, including PSEA	Female	60.1	≥80	≥80	58.2	34.14	WFP programme monitoring
	Male	60.1	≥80	≥80	47.65	32.52	WFP programme monitoring
	Overall	60.1	≥80	≥80	53.4	33.67	WFP programme monitoring
Target Group: Refugees - **Location**: South Sudan - **Modality**: - - **Subactivity**: General Distribution							
CC.2.1: Percentage of beneficiaries reporting they were provided with accessible information about WFP programmes, including PSEA	Female	76.6	≥80	≥80	43.81	34.14	WFP programme monitoring
	Male	76.6	≥80	≥80	56.72	32.52	WFP programme monitoring
	Overall	76.6	≥80	≥80	50.12	33.67	WFP programme monitoring
Activity 03: 03: Provide nutritious school meals to school children and engage vulnerable urban and rural youth in skills training activities.							

CrossCutting Indicator	Sex	Baseline	End-CSP Target	2025 Target	2025 Follow-up	2024 Follow-up	Source
Target Group: Urban Safety Nets - **Location**: South Sudan - **Modality**: - - **Subactivity**: Food assistance for training							
CC.2.1: Percentage of beneficiaries reporting they were provided with accessible information about WFP programmes, including PSEA	Female	13.85	≥80	≥80	50.17	61.13	WFP programme monitoring
	Male	13.85	≥80	≥80	50.85	61.18	WFP programme monitoring
	Overall	13.85	≥80	≥80	50.28	61.14	WFP programme monitoring
Activity 04: 04: Engage targeted communities in resilience building activities including through community asset creation and climate adaptation using a conflict-sensitive and gender transformative approach							
CrossCutting Indicator	Sex	Baseline	End-CSP Target	2025 Target	2025 Follow-up	2024 Follow-up	Source
Target Group: FFA - **Location**: South Sudan - **Modality**: - - **Subactivity**: Food assistance for asset							
CC.2.1: Percentage of beneficiaries reporting they were provided with accessible information about WFP programmes, including PSEA	Female	61.6	≥80	≥80	70.5	59.04	WFP programme monitoring
	Male	61.6	≥80	≥80	70.63	57.79	WFP programme monitoring
	Overall	61.6	≥80	≥80	70.57	58.47	WFP programme monitoring

Environmental sustainability indicators

Environmental sustainability indicators							
Cross-cutting indicators at Activity level							
Activity 01: 01: Provide life-saving food and nutrition assistance to crisis-affected populations to support their self-reliance, readiness, and recovery							
CrossCutting Indicator	Sex	Baseline	End-CSP Target	2025 Target	2025 Follow-up	2024 Follow-up	Source
Target Group: Crisis Affected and refugees - **Location**: South Sudan - **Modality**: - - **Subactivity**: General Distribution							
CC.4.1: Proportion of field-level agreements (FLAs)/memorandums of understanding (MOUs)/construction contracts (CCs) for CSP activities screened for environmental and social risks	**Overall**	0	=100	=100	53.85	23.81	Secondary data
Activity 02: 02: Provide nutrition and health support to targeted groups							
CrossCutting Indicator	Sex	Baseline	End-CSP Target	2025 Target	2025 Follow-up	2024 Follow-up	Source
Target Group: Nutrition treatment and prevention - **Location**: South Sudan - **Modality**: - - **Subactivity**: Treatment of moderate acute malnutrition							
CC.4.1: Proportion of field-level agreements (FLAs)/memorandums of understanding (MOUs)/construction contracts (CCs) for CSP activities screened for environmental and social risks	**Overall**	0	=100	=100	82.14	0	Secondary data
Activity 03: 03: Provide nutritious school meals to school children and engage vulnerable urban and rural youth in skills training activities.							
CrossCutting Indicator	Sex	Baseline	End-CSP Target	2025 Target	2025 Follow-up	2024 Follow-up	Source
Target Group: School meals - **Location**: South Sudan - **Modality**: - - **Subactivity**: School feeding (on-site)							
CC.4.1: Proportion of field-level agreements (FLAs)/memorandums of understanding (MOUs)/construction contracts (CCs) for CSP activities screened for environmental and social risks	**Overall**	0	=100	=100	19.23	0	Secondary data
Target Group: Urban Safety Nets - **Location**: South Sudan - **Modality**: - - **Subactivity**: Food assistance for training							
CC.4.1: Proportion of field-level agreements (FLAs)/memorandums of understanding (MOUs)/construction contracts (CCs) for CSP activities screened for environmental and social risks	**Overall**	0	=100	=100	100	0	Secondary data
Activity 04: 04: Engage targeted communities in resilience building activities including through community asset creation and climate adaptation using a conflict-sensitive and gender transformative approach							
CrossCutting Indicator	Sex	Baseline	End-CSP Target	2025 Target	2025 Follow-up	2024 Follow-up	Source
Target Group: FFA - **Location**: South Sudan - **Modality**: - - **Subactivity**: Food assistance for asset							
CC.4.1: Proportion of field-level agreements (FLAs)/memorandums of understanding (MOUs)/construction contracts (CCs) for CSP activities screened for environmental and social risks	**Overall**	0	=100	=100	25	0	Secondary data

Nutrition integration indicators

Nutrition integration indicators							
Cross-cutting indicators at CSP level							
CrossCutting Indicator	Sex	Baseline	End-CSP Target	2025 Target	2025 Follow-up	2024 Follow-up	Source
CC.5.1: Percentage of people supported by WFP operations and services who are able to meet their nutritional needs through an effective combination of fortified food, specialized nutritious products and actions to support diet diversification	Female	53.11	=100	≥53	53		WFP programme monitoring
	Male	53.11	=100	≥53	53		WFP programme monitoring
	Overall	53.11	=100	≥53	53		WFP programme monitoring
CC.5.3: Nutrition-sensitive score	**Overall**	Not applicable	≥12	≥12	10	10	Secondary data

Nutrition integration indicators							
Cross-cutting indicators at Activity level							
Activity 01: 01: Provide life-saving food and nutrition assistance to crisis-affected populations to support their self-reliance, readiness, and recovery							
CrossCutting Indicator	Sex	Baseline	End-CSP Target	2025 Target	2025 Follow-up	2024 Follow-up	Source
Target Group: Crisis Affected - **Location**: South Sudan - **Modality**: - - **Subactivity**: General Distribution							
CC.5.2: Percentage of WFP beneficiaries who benefit from a nutrition-sensitive programme component	Female	53	=100	≥75	58.98	53	WFP programme monitoring
	Male	53	=100	≥75	58.98	53	WFP programme monitoring
	Overall	53	=100	≥75	58.98	53	WFP programme monitoring
Target Group: Refugees - **Location**: South Sudan - **Modality**: - - **Subactivity**: General Distribution							
CC.5.2: Percentage of WFP beneficiaries who benefit from a nutrition-sensitive programme component	Female	76.9	=100	≥75	66.06	77	WFP programme monitoring
	Male	76.9	=100	≥75	66.07	77	WFP programme monitoring
	Overall	76.9	=100	≥75	66.06	77	WFP programme monitoring
Activity 03: 03: Provide nutritious school meals to school children and engage vulnerable urban and rural youth in skills training activities.							
CrossCutting Indicator	Sex	Baseline	End-CSP Target	2025 Target	2025 Follow-up	2024 Follow-up	Source
Target Group: Urban Safety Nets - **Location**: South Sudan - **Modality**: - - **Subactivity**: Food assistance for training							

CC.5.2: Percentage of WFP beneficiaries who benefit from a nutrition-sensitive programme component	Female	34.7	=100	≥75	51.23	35	WFP programme monitoring
	Male	34.7	=100	≥75	51.23	35.01	WFP programme monitoring
	Overall	34.7	=100	≥75	51.23	35	WFP programme monitoring
Activity 04: 04: Engage targeted communities in resilience building activities including through community asset creation and climate adaptation using a conflict-sensitive and gender transformative approach							
CrossCutting Indicator	Sex	Baseline	End-CSP Target	2025 Target	2025 Follow-up	2024 Follow-up	Source
Target Group: FFA - **Location**: South Sudan - **Modality**: - - **Subactivity**: Food assistance for asset							
CC.5.2: Percentage of WFP beneficiaries who benefit from a nutrition-sensitive programme component	Female	36.8	=100	≥75	36.18	38.51	WFP programme monitoring
	Male	36.8	=100	≥75	36.18	35.55	WFP programme monitoring
	Overall	36.8	=100	≥75	36.18	37	WFP programme monitoring

Cover page photo © WFP/Samantha Reinders

Fatna and her daughter Zakia at a nutrition clinic in the Wedweil refugee camp

World Food Programme

https://www.wfp.org/countries/south-sudan

Financial Section

Financial information is taken from WFP's financial records which have been submitted to WFP's auditors.

Annual Country Report

South Sudan Country Portfolio Budget 2025 (2023-2026)

Annual Financial Overview for the period 1 January to 31 December 2025 (Amount in USD)

Annual CPB Overview

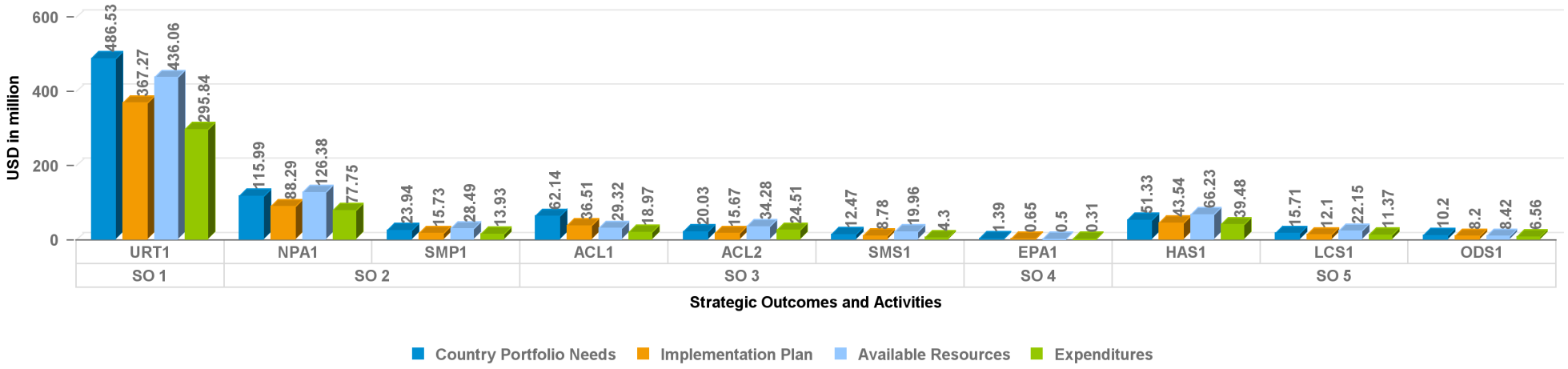

Code	Strategic Outcome
SO 1	Crisis-affected populations in South Sudan including refugees, internally displaced persons, returnees and host populations are able to meet their food and nutrition needs in anticipation of, during and in the aftermath of crises.
SO 2	Populations in vulnerable situations in South Sudan have enhanced nutrition, health and education and improved access to safety nets all year round.
SO 3	Food insecure and shock-affected populations in targeted areas especially women and youth have improved livelihoods and more resilient and sustainable food systems by 2030.
SO 4	National institutions and partners in South Sudan have strengthened capacity and systems for managing food security, nutrition, social protection and climate adaptation policies and programmes by 2030.
SO 5	Humanitarian and development partners in South Sudan have access to reliable common services and expertise enabling them to reach vulnerable people and respond to needs, throughout the year.

Code	Activity Code	Country Activity Long Description
SO 1	URT1	01: Provide life-saving food and nutrition assistance to crisis-affected populations to support their self-reliance, readiness, and recovery
SO 2	NPA1	02: Provide nutrition and health support to targeted groups
SO 2	SMP1	03: Provide nutritious school meals to school children and engage vulnerable urban and rural youth in skills training activities.
SO 3	ACL1	04: Engage targeted communities in resilience building activities including through community asset creation and climate adaptation using a conflict-sensitive and gender transformative approach
SO 3	ACL2	06: Develop, rehabilitate and maintain essential infrastructure for targeted communities
SO 3	SMS1	05: Engage targeted food-insecure populations, especially women and youth in livelihood development and market support activities
SO 4	EPA1	07. Provide policy support, and technical assistance to the Government and partners in the areas of food security, nutrition, social protection, anticipatory action, emergency preparedness and response, climate change adaptation and disaster risk management.
SO 5	HAS1	Provide air transport services (passengers and light cargo) and aviation sector technical assistance to the humanitarian community and other partners.
SO 5	LCS1	Provide mandated information management, logistics and coordination services to the humanitarian community and partners through the logistics cluster.
SO 5	ODS1	10: Provide on-demand services and expertise to humanitarian and development partners.

Annual Country Report

South Sudan Country Portfolio Budget 2025 (2023-2026)

Annual Financial Overview for the period 1 January to 31 December 2025 (Amount in USD)

SDG Target	Strategic Outcome	Country Activity Description	Country Portfolio Needs	Implementation Plan	Available Resources	Expenditures
	Non SO Specific	Non Activity Specific	0	0	231,871	0
2.1	Crisis-affected populations in South Sudan including refugees, internally displaced persons, returnees and host populations are able to meet their food and nutrition needs in anticipation of, during and in the aftermath of crises.	Non Activity Specific	0	0	3,774	0
Subtotal SDG Target 2.1 Access to Food (SDG Target 2.1)			**486,534,203**	**367,268,205**	**235,644**	**295,836,733**
2.2	Populations in vulnerable situations in South Sudan have enhanced nutrition, health and education and improved access to safety nets all year round.	Non Activity Specific	0	0	1,254,788	0
Subtotal SDG Target 2.2 End Malnutrition (SDG Target 2.2)			**139,931,515**	**104,021,640**	**1,254,788**	**91,686,295**
2.4	Food insecure and shock-affected populations in targeted areas especially women and youth have improved livelihoods and more resilient and sustainable food systems by 2030.	Non Activity Specific	0	0	1,840,294	0
Subtotal SDG Target 2.4 Sustainable Food System (SDG Target 2.4)			**94,647,744**	**60,966,892**	**1,840,294**	**47,783,479**
2.1	Crisis-affected populations in South Sudan including refugees, internally displaced persons, returnees and host populations are able to meet their food and nutrition needs in anticipation of, during and in the aftermath of crises.	01: Provide life-saving food and nutrition assistance to crisis-affected populations to support their self-reliance, readiness, and recovery	486,534,203	367,268,205	436,059,206	295,836,733
Subtotal SDG Target 2.1 Access to Food (SDG Target 2.1)			**486,534,203**	**367,268,205**	**436,059,206**	**295,836,733**

This computer generated report is certified by the Chief of Contribution Accounting and Donor Financial Reporting Branch (CFORC)

Annual Country Report

South Sudan Country Portfolio Budget 2025 (2023-2026)

Annual Financial Overview for the period 1 January to 31 December 2025 (Amount in USD)

SDG Target	Strategic Outcome	Country Activity Description	Country Portfolio Needs	Implementation Plan	Available Resources	Expenditures
2.2	Populations in vulnerable situations in South Sudan have enhanced nutrition, health and education and improved access to safety nets all year round.	02: Provide nutrition and health support to targeted groups	115,991,070	88,294,649	126,380,379	77,753,323
		03: Provide nutritious school meals to school children and engage vulnerable urban and rural youth in skills training activities.	23,940,445	15,726,991	28,489,815	13,932,972
Subtotal SDG Target 2.2 End Malnutrition (SDG Target 2.2)			**139,931,515**	**104,021,640**	**154,870,194**	**91,686,295**

This computer generated report is certified by the Chief of Contribution Accounting and Donor Financial Reporting Branch (CFORC)

Annual Country Report

South Sudan Country Portfolio Budget 2025 (2023-2026)

Annual Financial Overview for the period 1 January to 31 December 2025 (Amount in USD)

SDG Target	Strategic Outcome	Country Activity Description	Country Portfolio Needs	Implementation Plan	Available Resources	Expenditures
2.4	Food insecure and shock-affected populations in targeted areas especially women and youth have improved livelihoods and more resilient and sustainable food systems by 2030.	04: Engage targeted communities in resilience building activities including through community asset creation and climate adaptation using a conflict-sensitive and gender transformative approach	62,143,674	36,512,946	29,318,438	18,967,328
		06: Develop, rehabilitate and maintain essential infrastructure for targeted communities	20,033,837	15,669,483	34,275,669	24,512,523
		05: Engage targeted food-insecure populations, especially women and youth in livelihood development and market support activities	12,470,233	8,784,463	19,964,986	4,303,627
Subtotal SDG Target 2.4 Sustainable Food System (SDG Target 2.4)			**94,647,744**	**60,966,892**	**83,559,092**	**47,783,479**
17.9	National institutions and partners in South Sudan have strengthened capacity and systems for managing food security, nutrition, social protection and climate adaptation policies and programmes by 2030.	07. Provide policy support, and technical assistance to the Government and partners in the areas of food security, nutrition, social protection, anticipatory action, emergency preparedness and response, climate change adaptation and disaster risk management.	1,388,763	653,251	496,136	306,417
Subtotal SDG Target 17.9 Capacity Building (SDG Target 17.9)			**1,388,763**	**653,251**	**496,136**	**306,417**

This computer generated report is certified by the Chief of Contribution Accounting and Donor Financial Reporting Branch (CFORC)

Annual Country Report

South Sudan Country Portfolio Budget 2025 (2023-2026)

Annual Financial Overview for the period 1 January to 31 December 2025 (Amount in USD)

SDG Target	Strategic Outcome	Country Activity Description	Country Portfolio Needs	Implementation Plan	Available Resources	Expenditures
17.16	Humanitarian and development partners in South Sudan have access to reliable common services and expertise enabling them to reach vulnerable people and respond to needs, throughout the year.	Provide air transport services (passengers and light cargo) and aviation sector technical assistance to the humanitarian community and other partners.	51,329,402	43,544,125	66,225,478	39,484,065
		Provide mandated information management, logistics and coordination services to the humanitarian community and partners through the logistics cluster.	15,708,270	12,096,487	22,147,597	11,365,224
		10: Provide on-demand services and expertise to humanitarian and development partners.	10,196,915	8,198,101	8,418,727	6,557,088
Subtotal SDG Target 17.16 Global Partnership (SDG Target 17.16)			**77,234,588**	**63,838,713**	**96,791,802**	**57,406,377**
	Non SO Specific	Non Activity Specific	0	0	33,305,148	0
Subtotal SDG Target			**0**	**0**	**33,305,148**	**0**
Total Direct Operational Cost			**799,736,813**	**596,748,701**	**808,412,305**	**493,019,300**
Direct Support Cost (DSC)			**43,898,768**	**36,981,584**	**54,336,644**	**30,239,063**
Total Direct Costs			**843,635,582**	**633,730,284**	**862,748,949**	**523,258,363**
Indirect Support Cost (ISC)			**54,137,131**	**40,626,569**	**29,966,988**	**29,966,988**
Grand Total			**897,772,713**	**674,356,853**	**892,715,937**	**553,225,351**

Michael Hemling
CHIEF, CFORC

Michael Hemling
Chief
Contribution Accounting and Donor Financial Reporting Branch

Columns Definition

Country Portfolio Needs
Latest annual approved version of operational needs as of December of the reporting year. WFP's needs-based plans constitute an appeal for resources to implement operations which are designed based on needs assessments undertaken in collaboration with government counterparts and partners

Implementation Plan
Latest approved prioritized funding requirements, derived from needs-based plan (incl. ISC), which is prioritized and adjusted based on the funding forecasts, available resources, and operational challenges

Available Resources
Unspent Balance of Resources carried forward, Allocated contribution in the current year, Advances and Other resources in the current year. It excludes contributions that are stipulated by donor for use in future years

Expenditures
Monetary value of goods and services received and recorded within the reporting year

Annual Country Report

South Sudan Country Portfolio Budget 2025 (2023-2026)

Cumulative Financial Overview as at 31 December 2025 (Amount in USD)

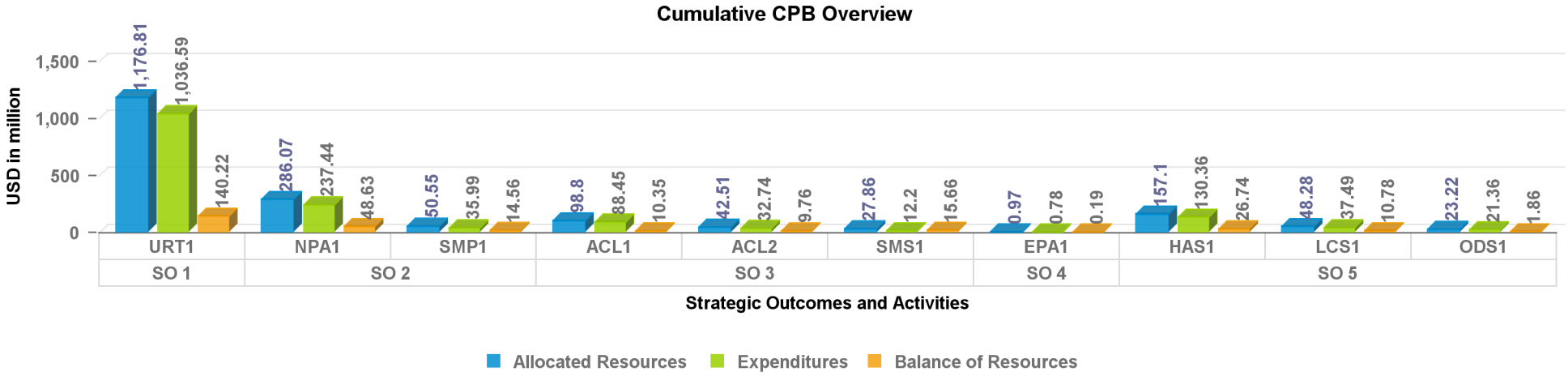

Code	Strategic Outcome
SO 1	Crisis-affected populations in South Sudan including refugees, internally displaced persons, returnees and host populations are able to meet their food and nutrition needs in anticipation of, during and in the aftermath of crises.
SO 2	Populations in vulnerable situations in South Sudan have enhanced nutrition, health and education and improved access to safety nets all year round.
SO 3	Food insecure and shock-affected populations in targeted areas especially women and youth have improved livelihoods and more resilient and sustainable food systems by 2030.
SO 4	National institutions and partners in South Sudan have strengthened capacity and systems for managing food security, nutrition, social protection and climate adaptation policies and programmes by 2030.
SO 5	Humanitarian and development partners in South Sudan have access to reliable common services and expertise enabling them to reach vulnerable people and respond to needs, throughout the year.

Code	Activity Code	Country Activity - Long Description
SO 1	URT1	01: Provide life-saving food and nutrition assistance to crisis-affected populations to support their self-reliance, readiness, and recovery
SO 2	NPA1	02: Provide nutrition and health support to targeted groups
SO 2	SMP1	03: Provide nutritious school meals to school children and engage vulnerable urban and rural youth in skills training activities.
SO 3	ACL1	04: Engage targeted communities in resilience building activities including through community asset creation and climate adaptation using a conflict-sensitive and gender transformative approach
SO 3	ACL2	06: Develop, rehabilitate and maintain essential infrastructure for targeted communities
SO 3	SMS1	05: Engage targeted food-insecure populations, especially women and youth in livelihood development and market support activities
SO 4	EPA1	07. Provide policy support, and technical assistance to the Government and partners in the areas of food security, nutrition, social protection, anticipatory action, emergency preparedness and response, climate change adaptation and disaster risk management.
SO 5	HAS1	Provide air transport services (passengers and light cargo) and aviation sector technical assistance to the humanitarian community and other partners.
SO 5	LCS1	Provide mandated information management, logistics and coordination services to the humanitarian community and partners through the logistics cluster.
SO 5	ODS1	10: Provide on-demand services and expertise to humanitarian and development partners.

Annual Country Report

South Sudan Country Portfolio Budget 2025 (2023-2026)

Cumulative Financial Overview as at 31 December 2025 (Amount in USD)

SDG Target	Strategic Outcome	Country Activity Description	Country Portfolio Needs	Allocated Contributions	Advance and Allocation	Allocated Resources	Expenditures	Balance of Resources
2.1	Crisis-affected populations in South Sudan including refugees, internally displaced persons, returnees and host populations are able to meet their food and nutrition needs in anticipation of, during and in the aftermath of crises.	01: Provide life-saving food and nutrition assistance to crisis-affected populations to support their self-reliance, readiness, and recovery	1,646,759,242	1,131,208,483	45,601,939	1,176,810,423	1,036,587,949	140,222,473
		Non Activity Specific	0	3,774	0	3,774	0	3,774
	Non SO Specific	Non Activity Specific	0	231,871	0	231,871	0	231,871
Subtotal SDG Target 2.1 Access to Food (SDG Target 2.1)			**1,646,759,242**	**1,131,444,128**	**45,601,939**	**1,177,046,067**	**1,036,587,949**	**140,458,118**

This computer generated report is certified by the Chief of Contribution Accounting and Donor Financial Reporting Branch (CFORC)

Annual Country Report

South Sudan Country Portfolio Budget 2025 (2023-2026)

Cumulative Financial Overview as at 31 December 2025 (Amount in USD)

SDG Target	Strategic Outcome	Country Activity Description	Country Portfolio Needs	Allocated Contributions	Advance and Allocation	Allocated Resources	Expenditures	Balance of Resources
2.2	Populations in vulnerable situations in South Sudan have enhanced nutrition, health and education and improved access to safety nets all year round.	02: Provide nutrition and health support to targeted groups	452,134,263	286,069,458	0	286,069,458	237,442,403	48,627,055
		03: Provide nutritious school meals to school children and engage vulnerable urban and rural youth in skills training activities.	111,275,728	50,550,179	0	50,550,179	35,993,336	14,556,843
		Non Activity Specific	0	1,254,788	0	1,254,788	0	1,254,788
Subtotal SDG Target 2.2 End Malnutrition (SDG Target 2.2)			**563,409,991**	**337,874,426**	**0**	**337,874,426**	**273,435,739**	**64,438,687**
2.4	Food insecure and shock-affected populations in targeted areas especially women and youth have improved livelihoods and more resilient and sustainable food systems by 2030.	04: Engage targeted communities in resilience building activities including through community asset creation and climate adaptation using a conflict-sensitive and gender transformative approach	224,344,903	98,796,734	0	98,796,734	88,445,624	10,351,109

This computer generated report is certified by the Chief of Contribution Accounting and Donor Financial Reporting Branch (CFORC)

Annual Country Report

South Sudan Country Portfolio Budget 2025 (2023-2026)

Cumulative Financial Overview as at 31 December 2025 (Amount in USD)

SDG Target	Strategic Outcome	Country Activity Description	Country Portfolio Needs	Allocated Contributions	Advance and Allocation	Allocated Resources	Expenditures	Balance of Resources
2.4	Food insecure and shock-affected populations in targeted areas especially women and youth have improved livelihoods and more resilient and sustainable food systems by 2030.	05: Engage targeted food-insecure populations, especially women and youth in livelihood development and market support activities	30,244,364	27,860,580	0	27,860,580	12,199,221	15,661,359
		06: Develop, rehabilitate and maintain essential infrastructure for targeted communities	104,393,652	42,506,856	0	42,506,856	32,743,710	9,763,146
		Non Activity Specific	0	1,840,294	0	1,840,294	0	1,840,294
Subtotal SDG Target 2.4 Sustainable Food System (SDG Target 2.4)			**358,982,920**	**171,004,463**	**0**	**171,004,463**	**133,388,555**	**37,615,908**

This computer generated report is certified by the Chief of Contribution Accounting and Donor Financial Reporting Branch (CFORC)

Annual Country Report

South Sudan Country Portfolio Budget 2025 (2023-2026)

Cumulative Financial Overview as at 31 December 2025 (Amount in USD)

SDG Target	Strategic Outcome	Country Activity Description	Country Portfolio Needs	Allocated Contributions	Advance and Allocation	Allocated Resources	Expenditures	Balance of Resources
17.9	National institutions and partners in South Sudan have strengthened capacity and systems for managing food security, nutrition, social protection and climate adaptation policies and programmes by 2030.	07. Provide policy support, and technical assistance to the Government and partners in the areas of food security, nutrition, social protection, anticipatory action, emergency preparedness and response, climate change adaptation and disaster risk management.	4,168,716	970,260	0	970,260	780,541	189,719
Subtotal SDG Target 17.9 Capacity Building (SDG Target 17.9)			**4,168,716**	**970,260**	**0**	**970,260**	**780,541**	**189,719**

This computer generated report is certified by the Chief of Contribution Accounting and Donor Financial Reporting Branch (CFORC)

Annual Country Report

South Sudan Country Portfolio Budget 2025 (2023-2026)

Cumulative Financial Overview as at 31 December 2025 (Amount in USD)

SDG Target	Strategic Outcome	Country Activity Description	Country Portfolio Needs	Allocated Contributions	Advance and Allocation	Allocated Resources	Expenditures	Balance of Resources
17.16	Humanitarian and development partners in South Sudan have access to reliable common services and expertise enabling them to reach vulnerable people and respond to needs, throughout the year.	10: Provide on-demand services and expertise to humanitarian and development partners.	33,044,556	23,222,417	0	23,222,417	21,360,778	1,861,640
		Provide air transport services (passengers and light cargo) and aviation sector technical assistance to the humanitarian community and other partners.	150,605,963	157,099,200	0	157,099,200	130,357,788	26,741,412
		Provide mandated information management, logistics and coordination services to the humanitarian community and partners through the logistics cluster.	51,361,199	48,276,140	0	48,276,140	37,493,767	10,782,373
Subtotal SDG Target 17.16 Global Partnership (SDG Target 17.16)			**235,011,719**	**228,597,758**	**0**	**228,597,758**	**189,212,333**	**39,385,425**
	Non SO Specific	Non Activity Specific	0	33,305,148	0	33,305,148	0	33,305,148
Subtotal SDG Target			**0**	**33,305,148**	**0**	**33,305,148**	**0**	**33,305,148**

This computer generated report is certified by the Chief of Contribution Accounting and Donor Financial Reporting Branch (CFORC)

Annual Country Report

South Sudan Country Portfolio Budget 2025 (2023-2026)

Cumulative Financial Overview as at 31 December 2025 (Amount in USD)

SDG Target	Strategic Outcome	Country Activity Description	Country Portfolio Needs	Allocated Contributions	Advance and Allocation	Allocated Resources	Expenditures	Balance of Resources
Total Direct Operational Cost			**2,808,332,586**	**1,903,196,183**	**45,601,939**	**1,948,798,122**	**1,633,405,117**	**315,393,005**
Direct Support Cost (DSC)			**135,490,583**	**117,949,547**	**3,127,702**	**121,077,249**	**96,979,668**	**24,097,581**
Total Direct Costs			**2,943,823,169**	**2,021,145,730**	**48,729,642**	**2,069,875,371**	**1,730,384,786**	**339,490,586**
Indirect Support Cost (ISC)			**189,095,704**	**115,357,857**		**115,357,857**	**115,357,857**	**0**
Grand Total			**3,132,918,873**	**2,136,503,587**	**48,729,642**	**2,185,233,228**	**1,845,742,642**	**339,490,586**

This donor financial report is interim

Michael Hemling
Chief
Contribution Accounting and Donor Financial Reporting Branch

Columns Definition

Country Portfolio Needs
Latest approved version of operational needs. WFP's needs-based plans constitute an appeal for resources to implement operations which are designed based on needs assessments undertaken in collaboration with government counterparts and partners

Allocated Contributions
Allocated contributions include confirmed contributions with exchange rate variations, multilateral contributions, miscellaneous income, resource transferred, cost recovery and other financial adjustments (e.g. refinancing). It excludes internal advance and allocation and contributions that are stipulated by donor for use in future years.

Advance and allocation
Internal advanced/allocated resources but not repaid. This includes different types of internal advance (Internal Project Lending or Macro-advance Financing) and allocation (Immediate Response Account)

Allocated Resources
Sum of Allocated Contributions, Advance and Allocation

Expenditures
Cumulative monetary value of goods and services received and recorded within the reporting period

Balance of Resources
Allocated Resources minus Expenditures