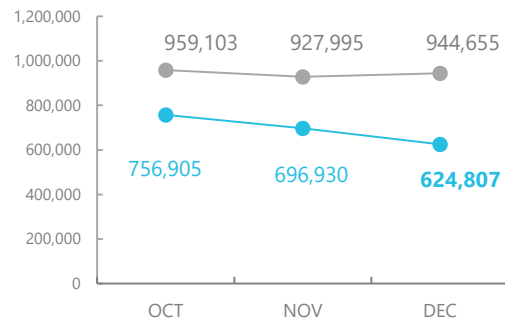
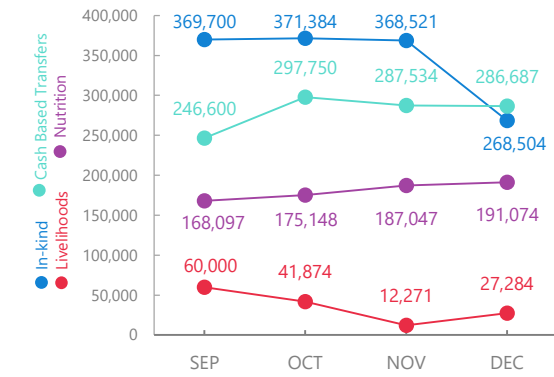


Nigeria

PEOPLE ASSISTED In Borno, Yobe and Adamawa States



OPERATIONAL PROFILE By Activity



SOURCE: WFP, 31 JAN 2019

FUNDING Nigeria Country Strategic Plan (CSP)

February– July 2020
Net funding requirements

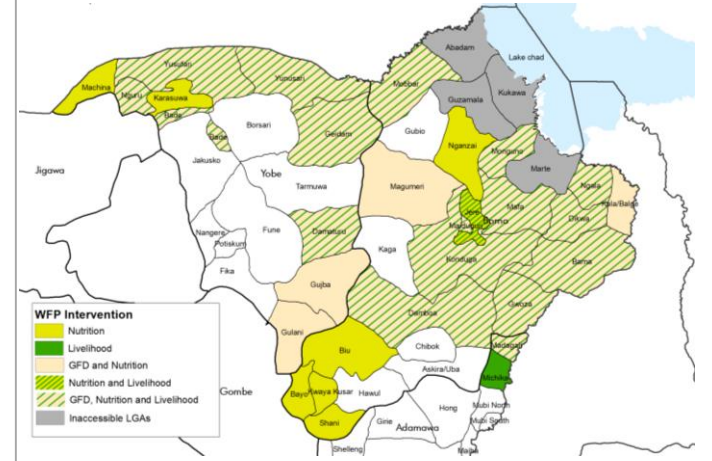
us\$90m

2020 LEVEL 3 RESPONSE
Requirements: USD 288.3m
Contributions: USD 106m



SOURCE: WFP, 14 FEB 2020

WFP OPERATIONAL PRESENCE IN BORNO, YOBE AND ADAMAWA STATES

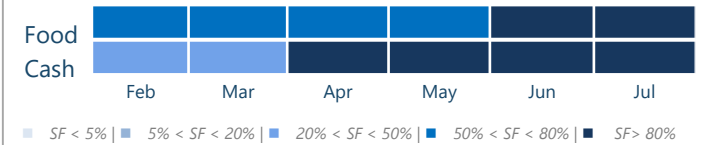


SOURCE: CO, 10 February 2020

AVERAGE MONTHLY FUNDING REQUIREMENTS

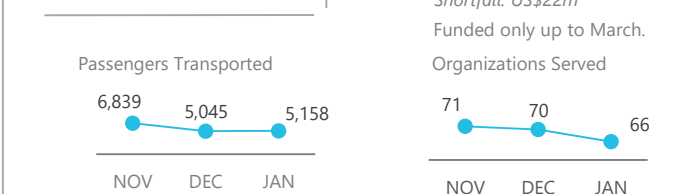

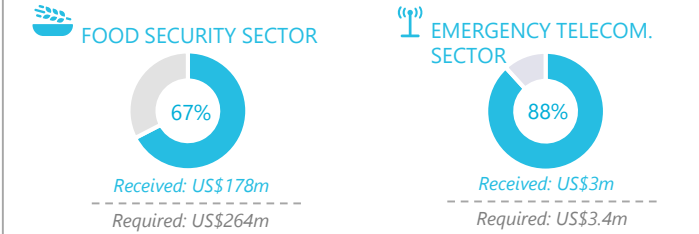
Food US\$ 11.2m **cash US\$ 11.3m**

EXPECTED SHORTFALLS



SOURCE: WFP, 07 FEB 2020

WFP-LED AND CO-LED SECTORS



SOURCE: WFP, 31 JAN 2020

SOURCE: WFP, 06 FEB 2020. Shortfalls exclude cost recovery

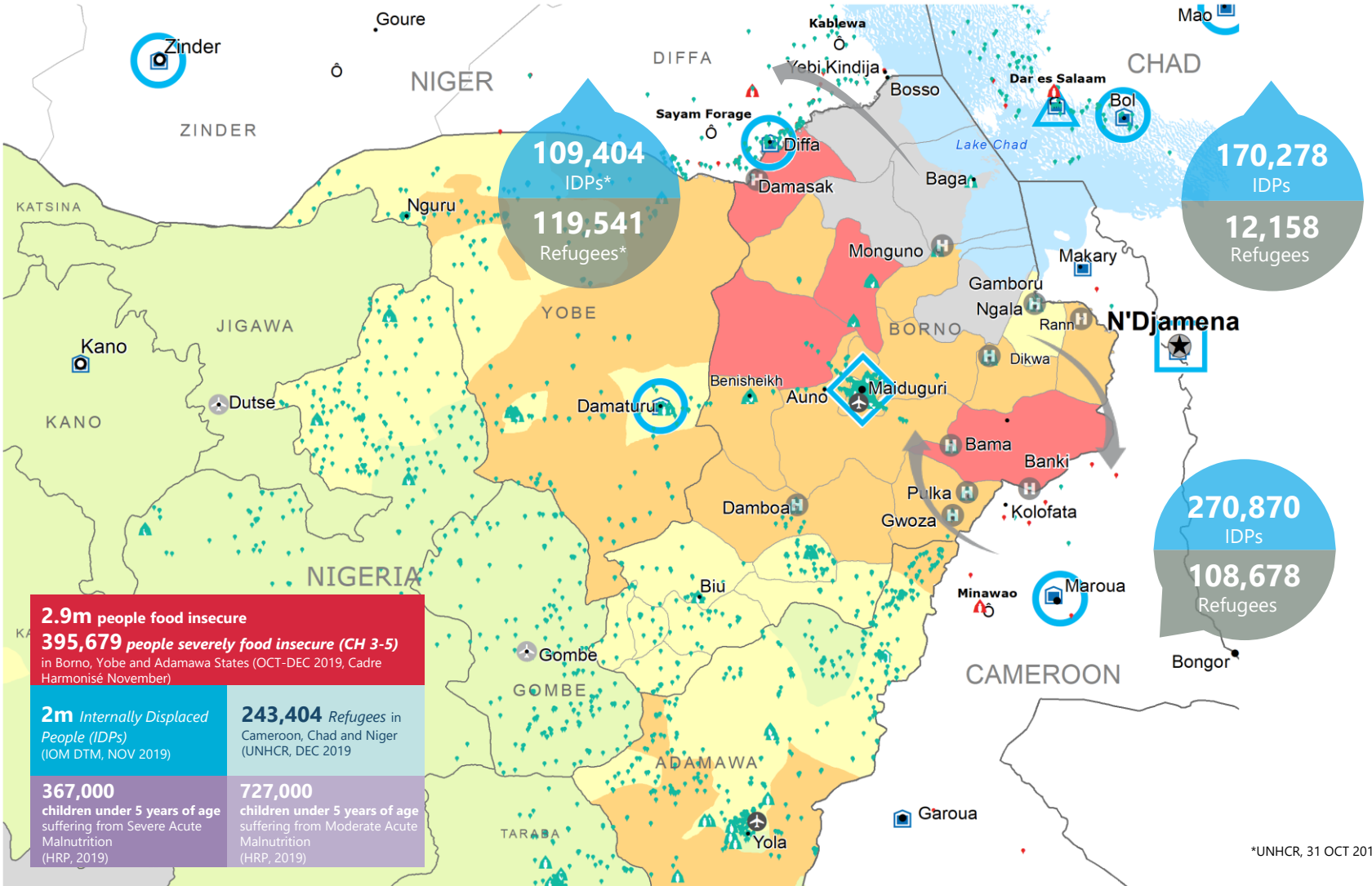
WFP LEVEL 3 EMERGENCY
SINCE 11 AUGUST 2016



For more information, see the SITUATION REPORT and COUNTRY BRIEF
<https://www1.wfp.org/countries/nigeria>

Nigeria Country Strategic Plan
<https://docs.wfp.org/api/documents/WFP-0000101030/download/?ga=2-271211158-2010349590-1564781252-114077222-1550361545>

Produced by the WFP Operations Centre (OPSCEN) jointly with Country Office and Regional Bureau Dakar. This dashboard is based on best available information at the time of production. Future updates may vary as new information becomes available.



- CH Food Security Classification** (June - August 2020 Projection): No data, Crisis (Phase3), Minimal (Phase1), Stressed (Phase2), Emergency (Phase 4), Famine (Phase5)
- Country Office**: Country Office, Area Office, Sub Office, Field Office
- UNHAS Connection**: Ad-Hoc Fixed-Wing Destination, Ad-Hoc Rotary-Wing Destination, Warehouse
- IDP Camp**: IDP Camp, IDP Center, IDP Location
- Refugee Camp**: Refugee Camp, Refugee Center, Refugee Location
- National Capital**: National Capital, Major Town, Intermediate Town, Small town
- International Boundary**: International Boundary, Province boundary, River

Sources: WFP, UNGIWG, GAUL, GLCSC, OCHA, UNHCR.
The designations employed and the presentation of material in the map(s) do not imply the expression of any opinion on the part of WFP the delimitation of its frontiers or boundaries.
© World Food Programme 2020.

Nigeria

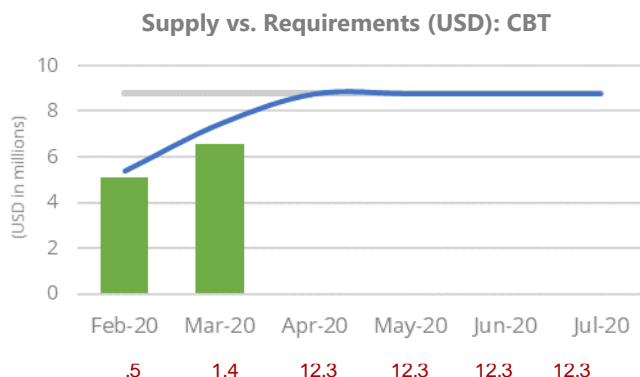
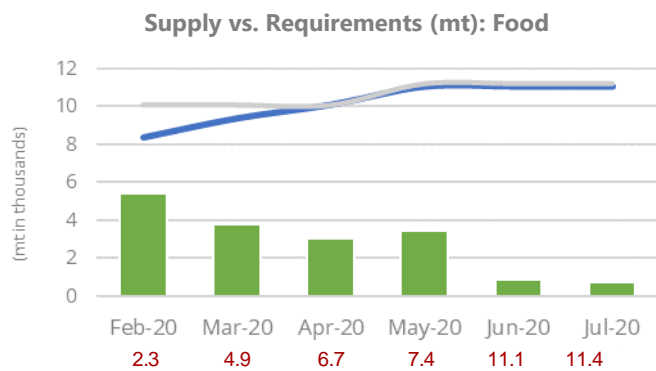
RESPONSE PROFILE

Breakdown of requirements by modality



Average Monthly Implementation Requirements for Food: USD 11.2m

Average Monthly Implementation Requirements for CBT: USD 11.3m



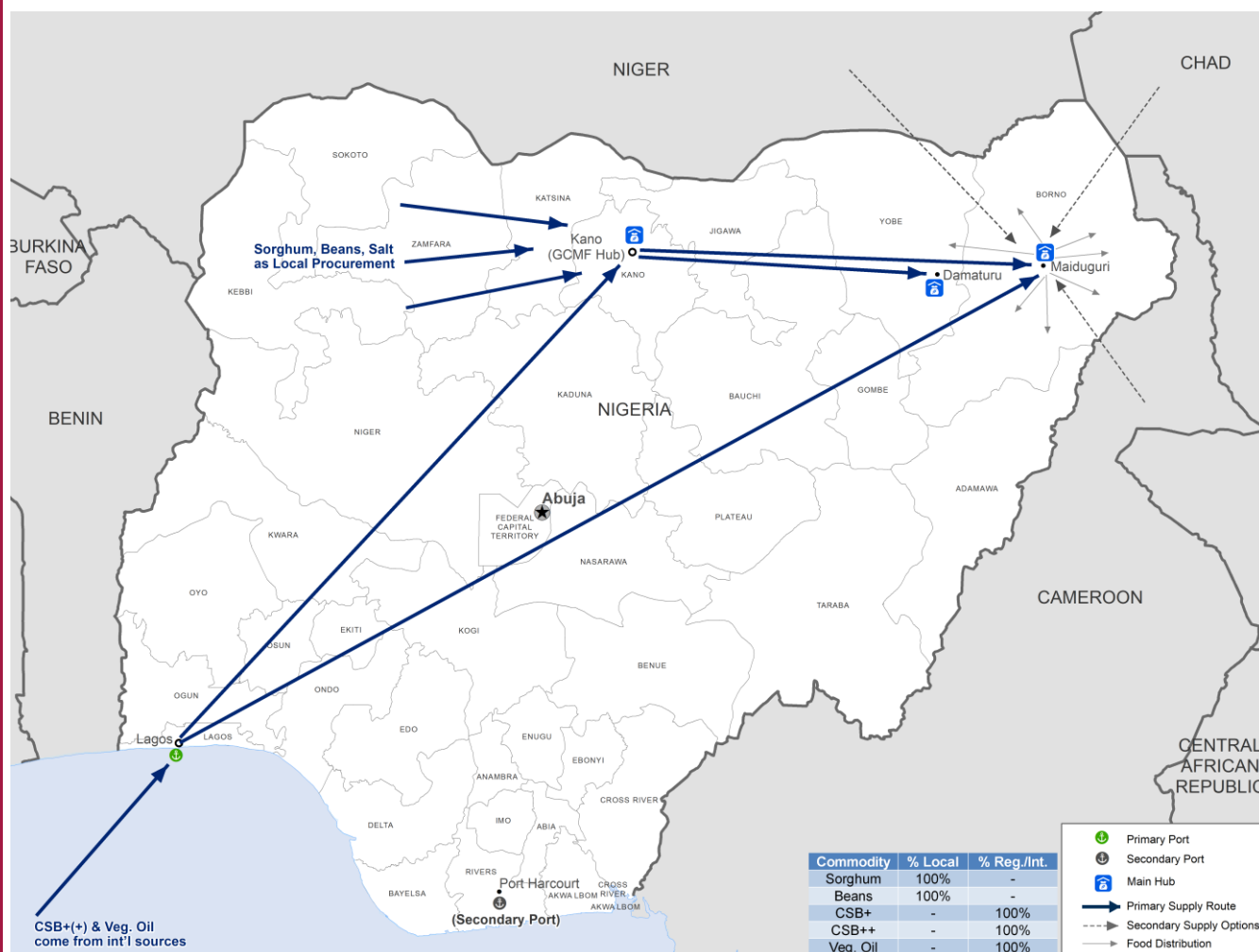
Implementation Plan Shortfalls (USD in millions)*

Implementation Plan Shortfalls (USD in millions)*

SOURCE: Pipeline, 06 JAN 2020

● Needs Based Plan ● Implementation Plan ● Resourced

*At Full Cost Recovery (FCR)



FUNDING DETAILS

Resourcing* (February – July 2020)

Shortfalls 130m
Unprogrammed 46m
Outstanding Advances 29m

Forecasts (High)

Donor	USD	Available for AF
USA	49.5m	-
African Development Bank	4.3m	-
Switzerland	1.0m	-
Total	54.8m	-

Top 5 Donors 2020 (USD in millions)

GER	2.53
UK	2.52
UN and other funds	0.35

*Figures refer to full CSP

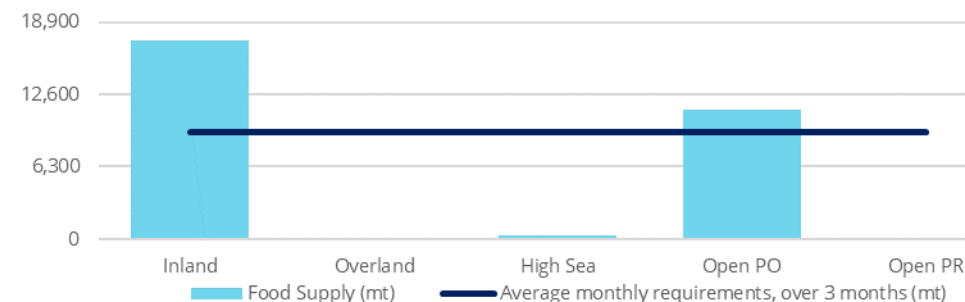
SOURCE: RMBP/PGG, 24 JAN 2020

SOURCE: PGG, 10 FEB 2020

SOURCE: PGG, 11 FEB 2020

CURRENT RESOURCING (mt) vs. AVERAGE MONTHLY REQUIREMENTS

February 2020- July 2020



SOURCE: WINGS, 10 FEB 2020

Commodities	Inland	Overland	High Sea	Open PO	Open PR	Total	Average Monthly Requirements
Cereals	2,556	-	-	7,125	-	9,681	5,026
Pulses	1,793	-	-	2,331	-	4,124	1,435
Oil	3,900	-	-	761	-	4,661	561
SNF**	8,705	-	330	1,016	-	10,051	2,177

UNSOLD GCMF INVENTORY (mt)

Stocks in the Western Africa and Global Zones*

Commodities	Arrived	Feb-20	Mar-20	Apr-20	May-20	Jun-20	Jul-20	Total (inc. open PR)
Cereals	15,808	26,650	7,650	18,000	2,000	-	-	70,108
Pulses	469	6,740	1,508	832	-	-	-	9,549
Oil	2,284	386	-	748	1,512	-	-	4,929
SNF**	3,236	2,420	1,100	4,553	500	-	-	12,398

**Specialized Nutritious Foods

SOURCE: GCMF, 29 JAN 2020

Produced by the WFP Operations Centre jointly with the Geospatial Support Unit and Supply Chain Division.