

Project Number: 200460 | Project Category: **Single Country PRRO**  
Project Approval Date: August 27, 2013 | Planned Start Date: June 01, 2013  
Actual Start Date: June 01, 2013 | Project End Date: May 31, 2017  
Financial Closure Date: N/A

**Contact Info**

**Cheulekene Mita**  
cheulekene.mita@wfp.org

**Country Director**  
**Coco Ushiyama**

**Further Information**

<http://www.wfp.org/countries>  
**SPR Reading Guidance**



**Food Assistance to Refugees in Malawi**  
**Standard Project Report 2016**

World Food Programme in Malawi, Republic of (MW)



**World Food Programme**

# Table Of Contents

## **Country Context and WFP Objectives**

Country Context

Response of the Government and Strategic Coordination

Summary of WFP Operational Objectives

## **Country Resources and Results**

Resources for Results

Achievements at Country Level

Supply Chain

Implementation of Evaluation Recommendations and Lessons Learned

## **Innovation**

## **Project Objectives and Results**

Project Objectives

Project Activities

Operational Partnerships

Performance Monitoring

Results/Outcomes

Progress Towards Gender Equality

Protection and Accountability to Affected Populations

Story Worth Telling

## **Figures and Indicators**

Data Notes

Overview of Project Beneficiary Information

Participants and Beneficiaries by Activity and Modality

Participants and Beneficiaries by Activity (excluding nutrition)

Project Indicators

Resource Inputs from Donors

# Country Context and WFP Objectives



## Country Context

Malawi, a landlocked country in sub-Saharan Africa, is hard-hit by environmental degradation and repeated climatic shocks. With a population of close to 17 million people, 53 percent of whom are under the age of 18, Malawi's population continues to expand rapidly at around 3 percent per year. Over half of Malawians live below the poverty line, with the country ranking 173 out of 188 in the UN Human Development Index. Gender inequality in Malawi continues to be among the worst in the world, ranking fifteenth lowest on the gender inequality index (2015 UNDP Human Development Report). Malawi's HIV infection rate is around 9.8 percent (Malawi Demographic and Health Survey, 2015-16), the ninth highest rate in the world.

Poverty is predominantly rural, with female-headed households experiencing higher poverty than those headed by men. Some 51 percent of female-headed households are afflicted by severe food insecurity compared to 38 percent of male-headed households, according to Malawi's latest Integrated Household Panel Survey report (NSO/IHPS 2014).

Over 80 percent of livelihoods in Malawi are dependent on agriculture, which is mostly rain-fed, making the growing season highly vulnerable to seasonal fluctuations in rainfall. Malawi's landholdings are also generally small and densely cultivated. Smallholder farmers contribute 70 percent of the overall national agricultural sector, and most produce maize on a subsistence basis (Government of Malawi, 2014).

For two consecutive growing seasons, the country has seen major drops in year-on-year maize production, leaving significant proportions of the population without enough food, thereby necessitating large-scale and nearly year-round humanitarian responses to food insecurity.

Deforestation in Malawi has resulted in prolonged water shortages and increased power blackouts countrywide over the past year, which has merely heightened the demand for trees. According to the United Nations Environment Program, deforestation across the continent is twice that of the world's average, which makes breaking the cycle of food insecurity for countries like Malawi more difficult.

Year-on-year stress provided insufficient time to recover between shocks, forcing many households towards negative coping strategies, depleting assets and their recovery capacity. According to the latest Integrated Context Analysis (ICA) conducted by WFP in 2014, nearly half of Malawi's 28 districts have experienced at least four major shocks in the last decade. Shocks have disproportionately affected districts in the southern region with the three southern districts of Balaka, Chikwawa and Nsanje having been targeted for humanitarian assistance every year since 2005.

These challenges are aggravated by a volatile economy with one of the highest inflation rates in the world that remained consistently at 20 percent or greater throughout the year. Average incomes were among the three lowest globally, with a GNI per capita of just USD 350 (World Bank 2015), which was further exacerbated by poor prices for cash crops, including tobacco, tea and cotton, among others. The worsening economic situation has hit Malawi's poor especially hard, negatively affecting their ability to access wage-earning work or food. The macroeconomic situation also continued to be affected by withheld donor budgetary aid, further destabilizing the economy and public services.

Continued support to education remains critical given that, among the poorest Malawians, half of young women aged 15-24 and a third of young men are illiterate (NSO/IHPS 2014). Malawi's primary school completion rate is 51 percent, and only 37 percent of students transition into secondary school (EMIS 2015). Dropout rates and absenteeism are high, especially during months of increased food insecurity, when girls tend to be disproportionately affected. Teenage pregnancies account for a large portion of dropouts in the higher primary school classes (MDHS 2015/16).

Nutrition insecurity in the country remains precarious with children under five experiencing a high stunting rate of 37 percent. This is linked to, among other factors, poor dietary diversity, a high disease burden and persistent annual food shortages. According to the 2015 Cost of Hunger in Africa study in Malawi, child undernutrition, which is associated with 23 percent of child mortality cases, costs an estimated USD 597 million each year, equivalent to 10.3 percent of GDP.

Since 1990, Malawi has also hosted refugees, mainly from the Great Lakes Region and more recently from Mozambique. Some 32,500 refugees and asylum seekers were living in Malawi as of 2016, an increase of about 8,000 refugees from the previous year.

During 2016, Malawi faced the worst food insecurity in the country's history with two major consecutive shocks. Following the catastrophic floods of 2015, and while the 2015/2016 food insecurity response was still underway to address the first national food deficit in over a decade, the most severe El Niño event in 35 years caused wide spread erratic rains, dry spells, failed harvests and an even higher national food deficit in 2016 along with abnormally high food prices. Such high levels of successive shocks severely exacerbated the affected populations' vulnerability and in April 2016, the President of Malawi declared the second national state of disaster while in June 2016, level three corporate emergency was declared for the region. Responding to the unprecedented levels of food insecurity, WFP undertook the country's largest and longest response from July 2016.

## Response of the Government and Strategic Coordination

The year 2016 provided an important space for Government and partners to consolidate efforts aimed to break the annual cycle of food and nutrition security. As a primary partner of the Government in these discussions, WFP continued its strategic shift from relief to resilience and maintained its suite of interventions that operate across the humanitarian-development nexus.

With the national focus pulled to addressing humanitarian crises, the finalization of the National Development Plan (NDP) was delayed, with the NDP expected to be operational from 2018. Correspondingly, UN partners extended the 2012-2016 United Nations Development Assistance Framework (UNDAF).

As the Government embarks on the new national planning processes, WFP is ensuring availability of a rigorous body of evidence to inform the NDP, the next iteration of the UNDAF, and WFP's own programmes in support of the goals that will be outlined in these documents.

Following the severe effects of El Niño in 2016, the Government stepped up national response efforts with the President declaring a state of national disaster in April. To coordinate and implement the national humanitarian response to food insecurity, the Government activated the national cluster system that manages the response by



sector and is led by the Government and co-led by UN agencies. WFP co-leads the national food security cluster with the Department of Disaster Management of Affairs (DoDMA) and the national Transport, Logistics and Communications cluster with the Ministry of Transport and Public Works (MoTPW).

WFP actively participated in all other national clusters, such as the national nutrition cluster led by the Ministry of Health, and co-led by UNICEF, and through which all treatment programmes are coordinated. Within the national education cluster, led by the Ministry of Education, Science and Technology (MoEST) and UNICEF, WFP expanded its school meals programme to cater for additional emergency needs.

As part of enhanced coordination with the national agriculture cluster, led by the Ministry of Agriculture, Irrigation and Water Development (MoAIWD) and FAO, WFP's relief food assistance was coordinated with seed fairs and other farming inputs and livestock to simultaneously meet peoples' immediate needs and support a better crop harvest in the following year.

To strengthen Accountability to Affected Populations under the relief response, WFP enhanced the collaboration between the food security cluster and the national protection cluster, with specific efforts on improved information sharing, participation and complaints and feedback mechanisms, including the roll out of a toll free complaints hotline.

The Government consolidated all cluster efforts into a national Food Insecurity Response Plan which was launched in June 2016 and guided the overall delivery of assistance and safety net support during the emergency period, which also included preparedness and risk reduction efforts.

Throughout the year, WFP strengthened its support to national social protection under the Malawi National Social Support Programme (MNSSP) 2012-2016. WFP contributes to all five pillars of the national programme, through operating the largest school meals programmes in the country, aligning and providing technical assistance to the public works pillar through implementing the FFA programme, contributing to the village savings and loans and microfinance pillars through the R4 Rural Resilience initiative, and providing technical support to the Social Cash Transfer Programme (STCP). Under the MNSSP's school meals pillar, WFP and partners developed best practice guidelines to strengthen national delivery of the programme, and also continued to showcase a model for sustainable school meals through the Home Grown School Meals (HGSM) programme. The HGSM programme also benefits from partnership with UNICEF and UNFPA as part of the UN Joint Programme on Girls Education, supporting the Government with a comprehensive approach to improve access and quality education for girls.

In addition, the Government finalized the National School Health and Nutrition Policy in August 2016, developed with support from WFP Malawi and the Brazil-based WFP Centre of Excellence, which provides an overall framework for sustainable, coordinated and comprehensive health and nutrition in Malawi's schools.

With the expiration of the MNSSP in 2016, the Government tasked WFP as one of five organizations to guide the redesign process for the successor programme. WFP is undertaking this work with the aim of strengthening social protection systems and fostering greater linkages between social protection and the humanitarian response towards a more shock responsive mechanism.

In support of Sustainable Development Goals (SDGs) 2 and 17, which prioritize zero hunger efforts and partnership, respectively, WFP continued to invest in South-South Cooperation type of learning exchanges in 2016. For example, through its Prevention of Stunting pilot project that is creating a blueprint for national and global efforts to tackle stunting in line with the Scaling Up Nutrition (SUN) movement, WFP hosted a multi-country learning visit in July 2016 with members of national governments and WFP nutritionists from five countries in the region to share lessons on reducing chronic undernutrition. Specific focus was given to the pilot's pioneering community-based strategy that embraces multi-sectoral, mutually-reinforcing projects and tailored SBCC to improve nutrition.

## Summary of WFP Operational Objectives

In 2016, WFP continued to support the Government in achieving a food and nutrition secure and resilient Malawi. This was operationalized through a 2012-2016 country strategy, and four operations in 2016 that prioritized meeting emergency needs of acutely food insecure Malawians and refugees, providing social and nutritional support for vulnerable groups, building resilience of food insecure communities through productive asset creation and innovation in risk management and climate services, and providing agricultural market support to small-scale farmers. Throughout the year, WFP sought value-adding partnerships and greater synergies within its portfolio of work to maximize benefits for the assisted populations.

Guided by the continued strategic shift from relief to resilience, WFP in 2016 continued to address the structural drivers of hunger wherever possible by integrating seasonally-appropriate productive asset activities into the relief response, prioritising better alignment with government programmes through measures such as the automatic

inclusion of people receiving social cash transfers from the Government into the relief response, and scaling up social and behaviour change communication.

**Country Programme: CP 200287 (2012-2018) with an approved budget of USD 200 million** aimed to improve primary education outcomes, reduce malnutrition among vulnerable groups and build national capacity in the design and implementation of disaster risk reduction measures. These objectives were supported by WFP's Prevention of Stunting pilot project and the Purchase for Progress initiative.

**Relief Operation: PRRO 200692 (2014-2017), with an approved budget of USD 540 million**, supported government efforts to address record-setting levels of acute food insecurity in 2016 whilst simultaneously building resilience and strengthening livelihoods to reduce vulnerability to shocks through a Food Assistance for Assets (FFA) programme. This objectives of this operation was complemented by two pilots initiatives: R4 Rural Resilience and the Global Framework for Climate Services (GCFS).

**Special Operation: SO 200685 (2015-2016), with an approved budget of USD 2.8 million**, was originally activated to provide augmented logistics support during the 2015 floods disaster in Malawi, but remained active for the first part of 2016 to allow for the completion of five Bailey bridges (portable, pre-fabricated bridges) that restored access on three critical transport routes. The SO also supported preparedness measures for the significant relief response to El Niño-induced food insecurity, which started from July 2016 under the PRRO 200692, by boosting transport and storage capacity ahead of the response.

**Relief Operation: PRRO 200460, with an approved budget of USD 17.9 million**, aimed to contribute towards achieving and maintaining food security while addressing micronutrient deficiencies in children under two among the population of asylum-seekers and refugees in Malawi's two refugee camps.

# Country Resources and Results

## Resources for Results

WFP required significantly high levels of resources in 2016, amounting to USD 280 million, to respond to the unprecedented levels of acute food insecurity, as well as to maintain and scale up ongoing safety net and development programmes. In this regard, both PRROs and the Country Programme underwent budget revisions to cater for increased needs and to extend activities beyond the end of 2016.

Enhanced partnership with the Government of Malawi was demonstrated by its contribution to WFP's operations, which included cash and in-kind contributions valued at USD 112 million. This support was also enabled by partnerships between WFP, the Government, international finance institutions, and other donors.

The Country Office continued to share regular situation reports, resourcing alerts, pipeline information, and reports on results and learning with donors throughout the year to elevate the awareness of resource requirements and demonstrate the impact of WFP operations in sustaining people in times of crisis. These communication efforts were further enhanced by engagement with media and donors in the field. In 2016, the Country Office hosted journalists from international media outlets 13 times and organized 22 visits for donors.

The strong government commitment to tackle food insecurity in the country encouraged increased support from traditional donors, and also brought forward contributions from new donors. By the end of 2016, WFP had received contributions from 27 different donors, including eight from the private sector. Funds were also raised through the ShareTheMeal app, which engaged smartphone users around the world in WFP's school meals work in Malawi.

Food donations made up one third of all resources received overall in 2016, which went towards in-kind food assistance as the largest budget component. A total of USD 23 million was raised for cash-based transfer programming in 2016, for both the 2016 and 2017 needs.

Activities across all operations experienced ration cuts throughout the year for various commodities, when contributions took up to four months to be received. To overcome challenges of timeliness, WFP accessed internal advance financing to kick start procurement and project activities as much as possible. Overall, WFP received donor approval to access advance financing 45 times in 2016, which resulted in time gains by as much as two months.

With the resources received, WFP sought to improve organisational performance wherever possible to ensure value for money. For example in 2016, WFP and other UN agencies pooled demand for internet services, use of vehicles, and other joint common services, which notably reduced information and communication technology costs by 50 percent. Further attempts to reduce costs included use of air travel for staff on duty travel between the WFP office in Blantyre, which is in the southern region where the bulk of WFP operations happen, and the capital city Lilongwe, which hugely contributed to reduce travel time, reduced emissions, and reduced cost in terms of transport and staff costs. Light vehicle costs were also minimized by opting to rent local vehicles, if and as needed, rather than importing additional vehicles overseas, which enabled WFP to maintain the necessary wide scale field presence to run and monitor operations at a lower cost.

To expedite the augmentation of staffing capacity from 155 to 261, an increase of some 106 staff, to quickly roll out activities during the emergency response period, WFP created a recruitment roster and trained an internal core interview panel to streamline processes and increase recruitment efficiency.

## Achievements at Country Level

In 2016, WFP reached over 6.6 million people through its food and nutrition security interventions with close to 250,000 mt food and USD 10.1 million cash. While this represents the cumulative beneficiaries who received food and cash assistance across programmes, taking into account individuals participating in multiple projects, WFP has reached 6 million Malawians. Overall, slightly more women than men were assisted at 52 percent and 48 percent, respectively.

The majority of beneficiaries (about 90 percent) were served under the relief component of PRRO 200692, which was the vehicle through which WFP supported the Government of Malawi in responding to widespread acute food insecurity during the 2015/16 lean season (January-April 2016) and 2016/17 lean season (July-December 2016).

WFP scaled up nutrition support and safety nets, including school meals and FFA, for more than 1 million people. More than 60,000 smallholder farmers benefited from the Purchase for Progress initiative, through which they

received capacity building support to improve their productivity and connect to formal markets.

WFP also continued to provide assistance to asylum seekers and refugees residing in Dzaleka and Luwani camps in Malawi.

WFP assistance was essential in stabilizing and minimizing the deterioration of food security. Overall, the percentage of beneficiaries in the lowest food consumption category (poor) remained stable at around 20 percent at the start and end of the relief response, with almost no difference between households headed by men and those headed by women. Similarly, the Coping Strategy Index, slightly improved (reducing from about 18 to 17), signalling a stable situation in the coping strategies and frequency with which beneficiaries had to adopt them in order to meet their food needs.

Considerable progress was made in bridging the humanitarian-development divide through the relief response under PRRO 200692. For example, WFP trialed the use of the national social protection programme's Unified Beneficiary Register for targeting of relief assistance, which ensured the automatic registration of recipients of the national Social Cash Transfer into the relief response, and also rolled out complementary productive asset creation at a large scale (reaching more than 1 million beneficiaries) to start the recovery process.

Enhanced accountability to the affected population was made possible by more robust complaints management, with the roll out of a toll-free complaints hotline enabling two-way communication between WFP and the beneficiaries.

Relief assistance was complemented by WFP's logistics and infrastructure work under Special Operation 200685, through which, in 2016, five Bailey Bridges were successfully installed to repair infrastructure damaged by the 2015 floods disaster.

WFP managed to stabilise and improve participants' food security status under the FFA programme, which expanded to three more districts and an additional 10,000 households in 2016. In Balaka district, where the FFA programme had completed its second full year in 2016, the percentage of households with poor food consumption remained below one percent. The programme also included complementary inputs from the R4 Rural Resilience Initiative, the Global Framework for Climate Services, and Village Savings and Loans (VSL) groups, which included access to credit, index-based micro insurance, and reliable and timely climate information.

In the other six FFA districts, implementation varied between four to 10 months by the time of data collection. In these districts, improvement or stabilization was noted across indicators, demonstrating the immediate effect of introducing the programme in food insecure areas. Beneficiaries' food consumption improved, with a reduction from 24 percent to 10 percent in the "poor" category, and were maintained in the borderline food consumption category (at roughly 40 percent), suggesting a progressive increase in food security levels. Dietary diversity also improved with the beneficiaries consuming food from an average of five food groups versus the four food groups at the start of the intervention.

Notable asset creation achievements include more than 10.3 million tree seedlings raised, of which the majority will be planted in degraded land, woodlots, watershed areas, and in the grounds of schools, clinics and religious centres; more than 47,300 heaps of compost were created with the aim of improving soil fertility to boost future production; and over 3,200 hectares land turned into vegetable gardens which ensured the availability of diverse vegetables for consumption.

WFP's school meals and nutrition interventions contributed to increased access to pre-primary and primary education for boys and girls, and prevented an increase in the incidences of malnutrition among children, women and adolescent and adults on TB treatment, at a time when they would have otherwise worsened given the high food insecurity. Evidence showed improved enrollment and stabilized attendance (at greater than 89 percent) and retention rates (at greater than 95 percent), while drop-out rates slightly worsened in the 2015/16 academic year (at 4.5 percent). However, drop-out rates still met the target of under 5 percent and remain a significant improvement from the baseline figure of nearly 13 percent.

WFP's coverage of nutrition treatment services increased to 95 percent of the population eligible for nutrition support, mainly due to the countrywide mass screening campaign conducted by the national nutrition cluster. Key outcome performance indicators of recovery, default, and mortality rates all remained stable as compared to 2015 and continued to outperform set targets for the third consecutive year. However, the non-response rate (the percentage of people that do not recover within the treatment window) slightly worsened in 2016.

In 2016, WFP maintained and improved the National Capacity Index (NCI) for nutrition and school meals, respectively, through its role in spearheading the approval of the National School Health and Nutrition (NSHN) Policy and ongoing support to the Government in enhancing front-line workers' knowledge, skills and competencies in the implementation of nutrition treatment programmes. The NCI measures change in capacity level according to milestones agreed to against a country's overarching capacity strengthening objectives, with an increase indicating a country's improved capacity to reduce and eliminate hunger.



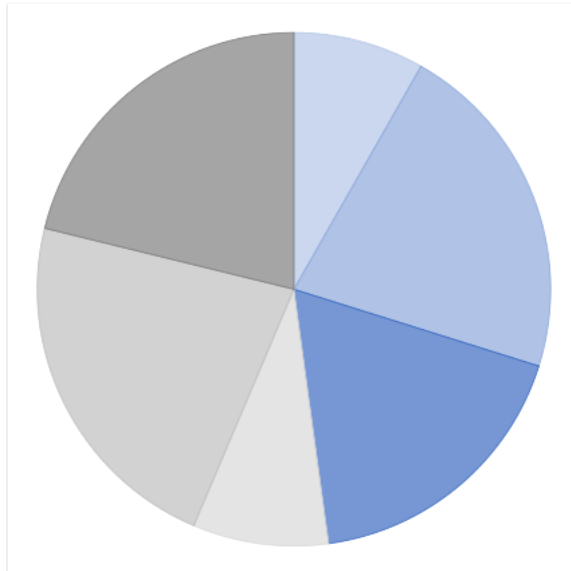


## Annual Country Beneficiaries

Beneficiaries	Male	Female	Total
Children (under 5 years)	491,465	509,002	1,000,467
Children (5-18 years)	1,286,494	1,337,412	2,623,906
Adults (18 years plus)	1,073,075	1,262,149	2,335,224
<b>Total number of beneficiaries in 2016</b>	<b>2,851,034</b>	<b>3,108,563</b>	<b>5,959,597</b>

Country Beneficiaries by Gender and Age

- Children (under 5 years)
- Children (5-18 years)
- Adults (18 years plus)
- Children (under 5 years)
- Children (5-18 years)
- Adults (18 years plus)





## Annual Food Distribution in Country (mt)

Project Type	Cereals	Oil	Pulses	Mix	Other	Total
Country Programme	445	-	-	14,272	-	14,717
Single Country PRRO	196,641	4,474	25,655	7,304	-	234,073
<b>Total Food Distributed in 2016</b>	<b>197,085</b>	<b>4,474</b>	<b>25,655</b>	<b>21,576</b>	<b>-</b>	<b>248,790</b>



## Cash Based Transfer and Commodity Voucher Distribution (USD)

Project Type	Cash	Value Voucher	Commodity Voucher
Country Programme	421,716	-	-
Single Country PRRO	9,697,653	-	-
<b>Total Distributed in 2016</b>	<b>10,119,369</b>	<b>-</b>	<b>-</b>

## Supply Chain

WFP required over 297,000 mt of mixed food commodities to meet the needs in 2016. Of the 297,000 mt, 172,000 mt was procured from local, regional and international markets in 2016, which was supplemented by in-kind contributions to meet requirements.

Malawi depends heavily upon ports of neighbouring countries for the import of humanitarian food assistance, general goods and strategic supplies. Weak infrastructure, coupled with a transport industry that is primarily designed to support cross border activities, also makes the movement of high volumes of food assistance a formidable challenge for in-country distributions.

Commodities sourced comprised of maize, pulses, fortified vegetable oil and specialised nutritious foods made from corn soya blend (i.e. Super Cereal and Super Cereal Plus) were provided to treat moderate acute malnutrition and address micronutrient deficiencies amongst vulnerable groups, as well as to provide a daily nutritious meal to schoolchildren.

WFP procured Ready-to-Use Therapeutic Food (RUTF) as part of a new component of the nutrition programme to treat severe acute malnutrition among malnourished adolescents and adults on anti-retroviral therapy (ART) or tuberculosis treatment.

In preparedness for the full effects of El Niño and seasonal flooding, WFP procured maize meal and ready-to-eat High Energy Biscuits (HEB) as contingency commodities to respond to flood-induced food insecurity in mid-2016 in areas where people were displaced. WFP invested significant time in identifying and quality-approving a local biscuit-manufacturer, quality-approved for production of HEBs. The local supplier met half of the HEB requirements, with the balance sourced from the UN Humanitarian Response Depot in Dubai.

WFP purchased a total of 5,640 mt of maize from 22 smallholder farmer organisations, with 347 mt bought through the Warehouse Receipt System, a smallholder-friendly aggregation, procurement and structured marketing system. Local purchases of maize were primarily pursued immediately post-harvest, and subject to available resources, from June-August 2016.

In 2016, most purchases were conducted through WFP's Global Commodity Management Facility (GCMF). From the total of 159,027 mt purchased through GCMF, 25,713 mt was sourced from local suppliers, 60,940 mt from regional sources and 72,374 mt from international vendors. The total of local purchases within Malawi for the year

was 35,861 mt. Super Cereal Plus, RUTF and vegetable oil were specifically procured through the GCMF from regional and international markets, as they are not available at the required minimum quality standards on local markets. Super Cereal was purchased through a strategic combination of local purchases and regional purchases (through GCMF) to offset stretched capacity of local suppliers, who faced high demand and constrained production capacity due to an erratic supply of electricity. With the majority of the GCMF purchases requiring importation, WFP coordinated transport through five corridors in the region, including Beira and Nacala in Mozambique, various origins in Zambia, Dar es Salaam in Tanzania and Durban in South Africa.

Within Malawi, transporters delivered food to some 3,500 distribution points throughout the country. To meet greater needs, WFP increased the number of logistics staff by 77 percent, tripled its transporter shortlist and outsourced requirements to commercial transporters as much as possible.

In areas where the 55 commercial transporters could not reach, WFP employed its fleet of 25 off-road trucks, (4x4 and 6x6) to ensure access to difficult to reach communities and beneficiaries. WFP also installed five bailey bridges in areas which had been cut-off due to the floods; and tripled its prepositioned amount to 35,000 mt of commodities compared to 2015. This tonnage was placed in 76 strategic sites for the relief response.

Overall post-delivery losses remained minimal at 0.01 percent, due to the combined efforts of good logistics planning, handling practices by all WFP warehouse staff, commercial partners, and cooperating partner staff. Losses were primarily as a result of remote area warehousing challenges during the rainy season at final distribution points. WFP has a zero loss tolerance policy with contractors that ensures that any loss is fully recoverable.



## Annual Food Purchases for the Country (mt)

Commodity	Local	Regional/International	Total
Corn Soya Blend	300	2,704	3,004
High Energy Biscuits	7	-	7
Maize	8,891	-	8,891
Maize Meal	951	-	951
Ready To Use Therapeutic Food	-	235	235
<b>Total</b>	<b>10,148</b>	<b>2,939</b>	<b>13,086</b>
<b>Percentage</b>	<b>77.5%</b>	<b>22.5%</b>	

## Annual Global Commodity Management Facility Purchases Received in Country (mt)

Commodity	Total
Beans	3,163
Corn Soya Blend	25,826
High Energy Biscuits	8
Maize	122,498
Peas	6,533
Vegetable Oil	999
<b>Total</b>	<b>159,027</b>

## Implementation of Evaluation Recommendations and Lessons Learned

Recommendations for improved programming in 2016 came from a set of evaluations and assessments conducted over the past two years, including the 2014 mid-term Operation Evaluation of the Country Programme, a 2015 evaluation of the school meals programme, the 2016 Operation Evaluation of PRRO 200692, and an After Action Review of the 2015/16 relief response (under PRRO 200692). The recommendations were broadly focused on four primary themes: strengthening government support and capacity building, improving evidence-based programming, intensifying field monitoring, and developing linkages and synergies across programmes.

### *Strengthened Support and Capacity Building*

WFP made major strides in its support to the Ministry of Health to enhance national efforts in addressing malnutrition countrywide. To identify early cases of acute malnutrition among children, WFP partnered with UNICEF to support the Government in rolling out a mass screening exercise, which was complemented by intensified onsite coaching of Ministry of Health staff to improve quality of service delivery in the Community Management of Acute Malnutrition (CMAM) and Nutrition Care Support and Treatment (NCST) programmes.

WFP also supported the Government to pave the way for longer term food and nutrition security, which was a key area identified in the After Action Review of the 2015/16 relief response. For example, to better address chronic vulnerability, WFP and partners supported the Government in review of the Malawi National Social Support Programme (MNSSP), which outlines national social protection programmes that enhance the social status and rights of the ultra and moderately poor while protecting them from future vulnerabilities.

### *Evidence-Based Programming*

WFP introduced an accountability framework, which included the WFP roll out of the toll-free hotline ensuring that complaints are received timely and regular feedback is provided.

WFP also conducted a cost-benefit analysis study of the Home Grown School Meals programme, which generated findings on the value for money achieved through this model, to support the gradual handover of the school meals programme to the Government.

### *Intensified Monitoring*

WFP rolled out a Monitoring and Evaluation platform, known as *Ona*, to facilitate quicker analysis and data visualization, enabling WFP and partners to easily monitor implementation progress of operations to foster timely decision-making for programme management. WFP also enhanced its toolkit for monitoring complementary productive asset creation activities, thereby allowing WFP to better track progress.

WFP also continued the real-time monitoring of prices, food security information and malnutrition admission rates through mVAM.

### *Greater Linkages Between Programmes*

WFP worked with partners to better link relief beneficiaries with nutrition-sensitive development and resilience-building initiatives. By complementing relief assistance with productive asset activities, WFP successfully responded to immediate needs while also protecting and building upon long term household resilience, thereby lessening the humanitarian-development divide. All complementary resilience-building activities were designed using the three pronged approach (3PA), which WFP adapted and improved based on experience gained in previous 3PA exercises used for its Food Assistance For Assets programme.

Other improvements included the strengthening of the cash working group and the establishment of Participatory Action Learning (PAL) to mainstream gender throughout WFP's portfolio.

## Innovation

WFP worked with partners across its operations to leverage innovations and better respond to food and nutrition insecurity. By embedding resilience-building elements into the relief response it was possible to both introduce and scale-up innovations to help break the annual cycle of food and nutrition insecurity.

WFP and partners successfully advocated for the automatic inclusion of people receiving social cash transfers from the Government into the relief response and trialed the use of the Unified Beneficiary Registry – initially developed to serve the needs of long-term social protection programmes and collects core demographic and vulnerability data – it can also be used as an information management tool during a humanitarian response, to better understand the households in need. Additionally, to support government-to-government social protection learning and foster south-to-south cooperation, WFP accompanied by government officials and partners participated in a learning mission to Ethiopia to share lessons learned on their Productive Safety Net Programme.

Throughout the year, WFP worked to address the structural drivers of poverty and food insecurity through the continuation of several innovative projects aimed at building resilience and ending the intergenerational cycle of hunger.

The R4 Rural Resilience Initiative (R4) targeted communities with four risk management activities that included risk reduction, risk transfer, prudent risk taking and risk reserves. Building on the Food Assistance for Assets (FFA) programme that aims to reduce disaster risk under PRRO 200692, the R4 pilot added the three additional risk management components in an integrated manner to provide participants with protection measures aimed at safeguarding livelihoods and providing a guarantee that investments will not be destroyed in case of an extreme weather event.

The R4 pilot was further complemented by innovations in climate services through the Global Framework for Climate Services (GFCS) Adaptation Programme for Africa, which provided FFA and R4 participants' access to reliable and timely climate information to reduce vulnerability to climate-related hazards and encourage climate-informed decisions relating to crop, livestock and livelihood options in order to maximize productivity.

WFP also continued its multi-year *prevention of stunting* pilot in Ntchisi District, which is pioneering a holistic approach to tackling chronic undernutrition by scaling up high-impact nutrition specific and sensitive activities. In 2016, the pilot completed its third year of implementation and continued to demonstrate promising results towards the reduction of stunting.

WFP's pilot and activities under all operations were supported by innovations in gender through a continued partnership with the Institute of Development Studies for the third consecutive year, which was initially formed to establish best practices for gender mainstreaming. Under the umbrella of this partnership, in 2016 WFP conducted a gender enquiry to explore ways to reinforce participation of men in childcare to improve child nutrition, to understand high participation of women in formal construction work under the school meals programme, and to better support Farmer Organisations (FOs) under the P4P programme in strengthening their strategies on addressing gender issues and improving gender equality within each FO. These pieces of operational research are contributing to the gender-sensitivity of WFP programmes and aim to help reduce gender inequality in the long run.



# Project Objectives and Results

## Project Objectives

Political instability and social unrest in the Great Lakes and Horn of Africa regions have resulted in a continued flow of refugees into Malawi for over two decades. By the end of 2016, the Government of Malawi hosted 33,700 asylum seekers and refugees, with the majority residing in the country's main refugee camp, Dzaleka, in the central region, and mainly from the Democratic Republic of Congo (DRC), Rwanda, Burundi, Ethiopia and Somalia. Unrest in Mozambique in 2016 led to steady inflow of asylum seekers into southern Malawi, to the Government of Malawi's Luwani camp. While Karonga remained the traditional main transit shelter for asylum seekers entering Malawi from the north, the border districts of Mwanza and Chikwawa became the transit route for Mozambican asylum seekers in the South.

Refugee law in Malawi, such as restrictions on freedom of movement, local integration and wage-earning opportunities, continues to limit access to tangible means of earning a living and becoming self-reliant. In 2016, asylum seekers and refugees therefore continued to remain heavily dependent on food and other assistance provided by WFP, UNHCR and the Government.

PRRO 200640 aims to provide refugees in Malawi with adequate and regular access to food and to contribute towards achieving and maintaining food security while addressing micronutrient deficiencies in children under the age of two through in-kind food assistance and cash-based transfers (CBT). While in-kind food assistance has been the traditional modality of assistance, results of a 2016 market study found that CBT would be feasible for refugees to purchase maize, pulses and oil from nearby markets, while specialised nutritious foods (SNF) would need to continue to be provided in-kind due to their unavailability on local markets. The operation also aims to protect the environment and livelihoods of the surrounding communities, involving food-insecure households in a Food Assistance for Assets (FFA) programme. Unfortunately, due to funding constraints, the cash and FFA components were not implemented.

This operation was extended in 2016 until May 2017 in order to cater for a refugee population that was originally projected to reach over 87,000, with continued arrivals primarily from Mozambique, DRC and Burundi. However, due to less than anticipated levels of instability, the actual number of refugees was lower than projected

PRRO 200460 is aligned with WFP strategic objective 1 - save lives and protect livelihoods in emergencies - and strategic objective 2 - support food security and nutrition and rebuild livelihoods in fragile settings and following emergencies. It also aligns with the Malawi Growth and Development Strategy (MGDS II) and contributes towards outcomes for the United Nations Development Framework 2012 – 2016 and the Sustainable Development Goals of ending hunger (SDG2) and promoting peaceful societies (SDG16).

While funding was sufficient to provide full rations for most of the year, WFP did not receive funding for the asset creation component of this operation, Food Assistance for Assets activities for the host community were therefore not implemented in 2016.



## Approved Budget for Project Duration (USD)

Cost Category	
Capacity Dev.t and Augmentation	163,000
Cash & Voucher and Related Costs	4,945,405
Direct Support Costs	1,503,255
Food and Related Costs	10,111,418
Indirect Support Costs	1,170,615
<b>Total</b>	<b>17,893,693</b>

## Project Activities

Under this PRRO in 2016, WFP provided food to 33,700 refugees and asylum seekers, including nearly 30,500 refugees and asylum seekers at Dzaleka refugee camp, about 2,900 Mozambican asylum seekers at Luwani refugee camp, and about 300 asylum seekers, monthly, at Karonga transit shelter.

Refugee Status Determination (RSD) continued to be administered by the Ministry of Home Affairs with technical and financial support from UNHCR. By the end of the year, approximately 29 percent of the total populations in Dzaleka and Luwani were recognized as refugees, while the remainder were registered as asylum seekers at various stages of the RSD process. All camp-based refugees and asylum seekers were eligible for WFP food assistance.

According to results of the Joint Monitoring Mission carried out in December 2016, more than 53 percent of the refugees and asylum seekers are male and 47 percent are female. Nearly 51 percent are below the age of 18. There are very few elderly people (>60 years), representing only 1.1 percent of the total assisted population.

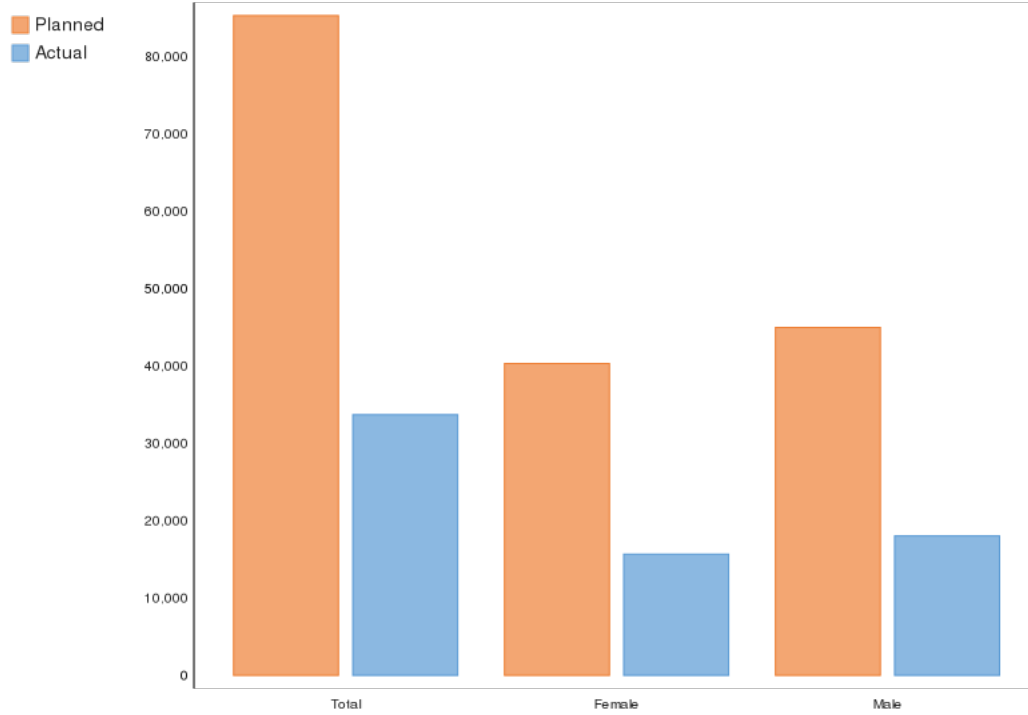
In 2016, resources were sufficient to provide a full food basket through general food distributions (GFD) for the majority of the year at both Dzaleka and Luwani refugee camps, the two official camps managed by the Government and UNHCR. However, in January and February 2016, WFP was only able to provide half rations due to initial funding constraints for both camps. Full rations were restored for both camps, but WFP faced funding constraints again and food distributions were not possible in Dzaleka in July.

The full monthly food package consisted of maize (13.5 kg), pulses (1.5 kg), and fortified vegetable oil (0.75 kg) per person. To safeguard the nutrition status of the assisted population, especially among children under the age of two and pregnant and lactating women (PLW) or people living with HIV, an individual ration of Super Cereal (1.5 kg), a fortified blended food rich in vitamins and minerals, was included in the general food ration. Individual rations of Super Cereal Plus (3 kg), an iron rich food with micronutrients, sugar and oil, were also provided for children under the age two to address micronutrient deficiencies, anaemia in particular, which was found to be high among this part of the population according to 2012 and 2014 Joint Assessment Mission (JAM) findings by UNHCR, WFP, and the Government. Preliminary findings from a Standardised Expanded Nutrition Survey undertaken in November 2016 by UNHCR with technical support from WFP revealed that the prevalence of anaemia had reduced to 23 percent, down from 33 percent in 2014, which may be in part due to the inclusion of Super Cereal and Super Cereal Plus in the food basket.

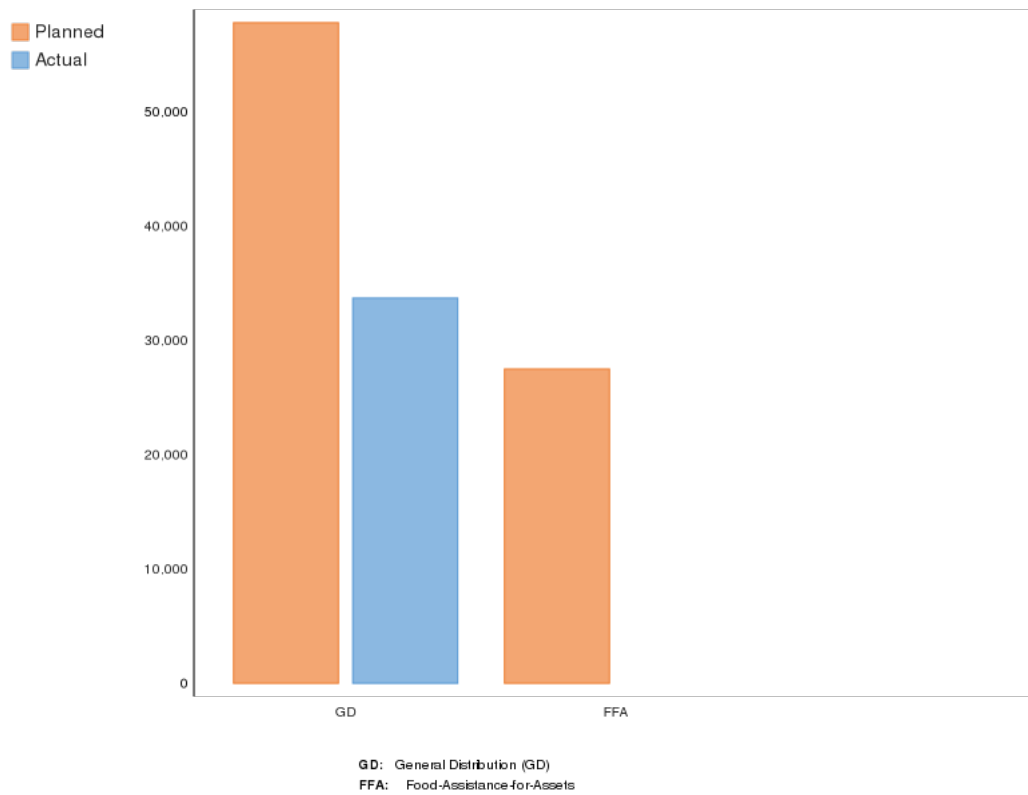
WFP served all camp-based refugees and asylum seekers who presented themselves for monthly distribution sites in 2016. As UNHCR's projected number of refugees did not materialise in 2016, the number of people assisted by WFP was reduced accordingly.

Planned cash distributions did not take place due to lack of funding. Also due to funding constraints, WFP did not implement the planned modality shift to cash based transfers (CBT) for maize, vegetable oil and pulses in 2016 but rather distributed those commodities in-kind. Plans will continue according to the findings of the 2016 JAM, which recommended a switch from in-kind food assistance to CBT. Focus group discussions revealed that preference of modality of assistance depends on age and sex. Males in the 18 to 59 age group prefer to receive assistance through CBT, or a combination of in-kind and CBT, as they value the flexibility and the opportunity to purchase diverse food and save money. On the other hand, women and people over the age of 60 prefer to receive food assistance in kind.

Annual Project Beneficiaries



Annual Project Beneficiaries by Activity





## Operational Partnerships

In 2016, WFP continued to partner with the Ministry of Home Affairs and Internal Security (MoHA), UNHCR, local NGO Participatory Rural Development Organisation (PRDO), as well as a new partner for Luwani camp, World Vision International, to safeguard the food security of refugees at Dzaleka and Luwani refugee camps as well as Karonga Transit shelter.

WFP, UNHCR and PRDO signed a tripartite agreement which formally governed the coordination of activities and the distribution of food and non-food items in Dzaleka camp. Following the opening of Luwani camp which has been hosting Mozambican asylum seekers since late 2015, WFP and World Vision International entered into a field level agreement in 2016.

At the two camps, services to complement WFP's food assistance were provided by various other organisations such as UNHCR, the Government's Ministry of Health (MoH), Plan International, Jesuit Refugee Services (JRS), Mary's Meals and Action Against Hunger (ACF). Additional complementary services at the newly opened Luwani camp were provided by CARE, ACT alliance, Partners in Health and UNICEF.

As the lead agency for refugee affairs, UNHCR provided environmentally sustainable shelter materials to households, and ensured water supply in the camps. UNHCR also supported environmental protection and energy conservation practices in and around the camps. UNHCR continued to spearhead protection services in both camps and Plan International continued to focus on supporting human rights and child protection through various community activities. Plan International formed clubs for girls at both camps to help address findings from UNHCR's Age Gender and Diversity Assessment, which found that youth in the camp were not accessing reproductive health information or materials primarily due to misperception.

In Luwani, UNICEF focused operations on nutrition supplementary feeding, health care and collaborated with ACT alliance on Water Sanitation and Hygiene (WASH) activities. CARE's focus was in gardening and the provision of durable shelter. The gardening training and cash from piece work during shelter construction supported by CARE has provided access to fresh food for the refugee population at Luwani.

In 2016, MoH and UNHCR continued to provide health services to the refugee population and provided nutritional supplements, such as vitamin A, iron, foliate, and albendazole. UNHCR also provided complementary nutritional assistance through Plan International who facilitate a refugee run support group for chronically ill individuals. Through this group, foods such as dried fish, eggs, milk, and corn soya blend are provided through leaders of the support groups to protect their confidentiality and avoid stigma. Additional nutrition interventions included training on breastfeeding provided by Action Against Hunger (ACF) at Luwani camp.

JRS continued to provide high quality education in Dzaleka and Luwani camps and managed a small income generating project for unaccompanied minors who make briquettes for sale in Dzaleka. Mary's Meals maintained a school meals programme in Dzaleka and Luwani to help school children actively participate in classes with the energy needed to concentrate and learn. At Luwani, UNICEF supported the building of additional school blocks at a school jointly managed by the Ministry of Education and JRS.

This operation is complemented by CP 200287 where WFP and the MoH provide treatment of acute malnutrition at the Dzaleka Health Centre and Luwani Health Centre. WFP and MoH deliver nutrition messaging in order to address barriers to proper child nutrition, such as inappropriate infant and young child feeding practices. Due to a shortage of government staff, Partners in Health provided a clinician and a nurse at the Luwani clinic.

This operation benefited from complementary funds for all 11 partners, as well as a non-WFP budget of USD 393,812 dedicated to refugee support under the United Nations Development Assistance Framework (UNDAF).

## Performance Monitoring

In 2016, WFP assistance in Dzaleka and Luwani refugee camps was monitored monthly as well as through an end-of-year Post-Distribution Monitoring (PDM) exercise. In December 2016, a biennial Joint Assessment Mission (JAM) was also conducted by WFP, UNHCR, the Government of Malawi and other partners to capture broader data on food and nutrition security, livelihoods and other aspects.

WFP ensured alignment of tools with the Corporate Normative Framework (M&E Standard Operating Procedures, Strategic Results Framework, and Minimum Monitoring Framework) to ensure consistency of data collection and reporting at all levels. Monitoring was carried out by WFP M&E officers and temporary data enumerators, together with translators given the diversity of languages spoken in the refugee camps. WFP Monitoring Assistants (MA) in



Dowa and Mwanza districts, UNHCR camp officials and staff of NGO partners PRDO and World Vision International conducted the monthly process and output monitoring activities. Each MA was equipped with a mobile tablet and data was collected on quantity, quality and timeliness of food distributed, as well as beneficiaries' nutritional and livelihoods status. In addition, NGO partners submitted distribution reports on a monthly basis.

Outcome data were drawn from PDM and the JAM assessment conducted through questionnaires and focus group discussions at both Dzaleka and Luwani camps. The PDM analysed food security outcome indicators at household level in accordance with the country office M&E plan, such as food consumption score, diet diversity score and the coping strategies index. The survey was developed by the M&E unit in conjunction with the implementing programme unit to ensure that all project aspects were covered, including gender and nutrition-sensitive indicators and cross-cutting issues of protection and accountability to affected populations. The M&E and Vulnerability Analysis and Mapping (VAM) units developed sampling strategies to ensure that data was representative of the entire beneficiary population. The sample size for the PDM was 124 households with a proportional representation of the nationalities in Dzaleka, while the Mozambican population in Luwani was selected randomly.

The JAM was conducted based on primary and secondary data from focus group discussions, interviews with key informants, students and traditional leaders. The focus group discussions aimed to assess the food security and nutrition situation and other needs. In November 2016, WFP supported two UNHCR assessments, a household nutrition survey and a socio-economic survey to complement the JAM. While initial results from the JAM and nutrition survey were available in late 2016, the complete results will be finalised in 2017.

For data collection and analysis, WFP used mobile technology and piloted digitised equipment such as tablets with Open Data Kit (ODK), a key pillar of the M&E strategy implementation plan aimed to improve efficiency. In October 2016, WFP rolled out the use of ONA, a data tool allowing real-time visualisation of ODK data to enhance monitoring.

## Results/Outcomes

Results improved across all indicators in 2016. This can primarily be attributed to the provision of full rations for the majority of the year, illustrating the importance and impact of adequate funding.

Follow-up results for the outcome indicators were collected through a Post Distribution Monitoring (PDM) exercise carried out in December 2016, and report a proportionally weighed average from Dzaleka and Luwani camps. The results were analysed in comparison to previous follow-ups, including a Joint Assessment Mission (JAM) by WFP/UNHCR/Government in 2014 and a PDM in December 2015.

The household Food Consumption Score (FCS), a measure of dietary diversity, food frequency and the relative nutritional importance of the food consumed, was used to measure adequacy of household food intake. About 60 percent of the assisted population had an acceptable FCS in 2016, which included 10 percent more households headed by women than those headed by men. This is an improvement from 2015, but it is lower than in 2014, when 92 percent of households were in the acceptable food consumption category. Despite corresponding decreases in the percentages of households with poor and borderline food consumption levels compared to 2015 levels, the targets for these categories were not achieved. This suggests that the provision of full rations for one year could not compensate for previous years of erratic and reduced assistance which eroded the population's coping capacity. The national food insecurity situation in 2016 was also more severe than any other year of this operation.

The Dietary Diversity Score (DDS) measures the number of food groups consumed seven days prior to the monitoring period. Overall, the assisted households experienced "medium dietary diversity" at just over 4.5 food groups, a slight increase from 4.2 in 2015, likely due to the availability of the a food basket in 2016. Generally, their diets comprised of cereals, oils, and vegetables on a daily basis, complemented by pulses, with animal products and fruits consumed between one and two days per week. Food outside of the WFP food basket was likely paid for with income sourced from selling a portion of the food assistance, which nearly all respondents said they did to afford milling, charcoal, firewood, and other household items. According to the PDM, about 5 percent of the assisted population engaged in skilled trade or small businesses, such as knitting, baking and selling vegetables.

Gender disaggregated data for food consumption and dietary diversity showed that female-headed households fared better than male-headed households, although male-headed households made significant improvements in both categories when compared to 2015 levels. It is likely that female headed households had better food consumption and dietary diversity as women more often received information on the importance of nutrition and diverse meals by various partner organisations.

The Coping Strategy Index (CSI) is an indicator that measures how families deal with food gaps and the behaviours they adopt to address them. On average, households used less negative and less frequent negative coping strategies, represented by a lower score in 2016 compared to the previous year. Compared to 2015, a significant

decrease was seen in the proportion of beneficiaries engaging in 'emergency' coping behaviour to meet their food needs, such as theft or prostitution (only two reported instances) and begging (a decrease from 93 to 7 percent). This is likely due WFP consistently providing full ration for 11 months in Dzaleka and for 12 months in Luwani camp. Still, 93 percent of households adopted some coping measures owing to the high prevailing levels of vulnerability. These coping strategies included reducing the number of meals or the portion size, and a large percentage of refugee households reported purchasing food on informal credit and borrowing food from friends or relatives, at 54 and 35 percent respectively.

When analysing the results per camp, results from Luwani outperformed those from Dzaleka across the three core food security outcome indicators. For example, while nearly 53 percent of the Dzaleka population had an acceptable FCS, 72 percent of the Luwani population were in this category. Similarly, Luwani residents had slightly higher dietary diversity and used coping strategies less frequently to meet their food needs. This is likely the case as there has been an increase of partner organisations in Luwani camp as it was more recently established. In Luwani, complementary support and assistance such as supplementary food, the creation of kitchen gardens and additional livelihood support have had positive effects on food security.

While there has been some improvement, the overall nutrition situation, especially chronic malnutrition, remains an area for increased attention according to the Draft Nutrition Survey Report and JAM assessment. The prevalence of stunting (chronic malnutrition) among children was found to be high in all survey areas in Dzaleka and Luwani camps and in host communities. According to WHO thresholds, the prevalence of stunting was in the 'serious' category (30-39 percent) in Dzaleka camp, Dzaleka host community and Luwani host community. In Luwani, stunting was in the 'critical' category  $\geq 40$  percent. However, the prevalence of Global Acute Malnutrition was found to be within the acceptable level  $< 5$  percent.

## Progress Towards Gender Equality

Heightened vulnerabilities for women and girls in Malawi's refugee and asylum-seeking population is evidenced by a 2013/14 joint WFP-UNHCR-UN Women survey which documented high prevalence of sexual and gender based violence (SGBV) in Dzaleka camp. Accordingly, this operation continued to be implemented in strong coherence with WFP's Gender Policy and in compliance with the requirements of the Inter-Agency Standing Committee's gender marker 2A. In line with WFP's priorities, ration cards are issued in the name of a senior female family member to contribute to women's control of food assistance and participation in decision-making processes around food at the household level.

Since receiving sewing machines from UN Women in 2015, 20 refugee women engaged in a small income generating activity in Dzaleka camp in 2016. The women were thereby able to save money in a village savings and loans group which offered a line of credit to meet needs.

WFP's post-distribution monitoring in 2016 found that the trends in decision-making over food assistance remained stable, with women making the majority of decisions. Joint decision-making reduced slightly (from 27 percent in 2015 to 24 percent in 2016), while the proportion of households where decisions were made by only men or only women increased slightly. Further investigation is required to better understand additional dynamics affecting household decision-making.

Despite WFP's continued efforts to advocate for greater gender parity, the number of women in management committee leadership positions did not meet the 50 percent target for the second year in a row. Similarly, the number of female committee members trained on food distribution fell significantly short of the 60 percent target. However, most women in project committees had been serving on the committees for at least two years and have received adequate training.

Preliminary findings from the Joint Assessment Mission (JAM) carried out in December 2016 found that while committees in theory offer space for female leaders and members to engage in the development and management of their community and food distributions, in practice, there are often barriers for women to participate. Child-rearing often inhibits women's ability to participate. Interviews with women also revealed that they do not feel they have the time or energy to engage in social or other groups because they are too busy with caring for their children and tending to household chores. WFP will strengthen partnerships in 2017 to identify ways to overcome these barriers and contribute to improved gender results.

## Protection and Accountability to Affected Populations

WFP continued to provide food assistance in a safe and dignified manner in 2016. At both Dzaleka and Luwani camps, food distributions continued to take place in an easily accessible central location, and were organized in a staggered manner based on family size to avoid overcrowding and extended waiting times. The food management committees, protection officers and camp police helped to maintain order on distribution days. In addition, the distribution exercises were planned to finish before dark.

Beneficiaries experienced few safety problems travelling to and from distribution points, but there was a slight increase of safety concerns among women, in particular in Dzaleka camp. WFP will investigate the reasons behind the increase, in particular as food assistance was more consistent compared to previous years. In general, the preliminary findings of the Joint Assessment Mission (JAM) revealed that policies that prohibit refugees from accessing land and jobs, as well as incidents of child labour, are key protection issues in the camps. Despite food assistance being provided at full ration for most of 2016, some respondents highlighted that the food assistance received did not last for the whole month increasing the risk of theft.

Meanwhile, WFP and partners continued to share messages on protection rights and prevention of sexual and gender based violence (SGBV). These messages were disseminated in the form of skits, posters and house visits by refugee leaders. At Luwani camp, WFP's partner Plan International communicated information through community-based participatory methods such as plays, house visits, public talks as a majority of the population is illiterate. WFP has established help desks and suggestion boxes at distribution sites at both camps to address concerns.

Despite these measures, Post Distribution Monitoring (PDM) results revealed that only 63 percent are aware of the food they are supposed to receive and the mechanism for submitting complaints. The finding suggests that information shared with food committee leaders did not trickle down to the beneficiaries and that beneficiaries were not present when the information was communicated. WFP will enhance its communication to the refugee population to ensure that sign boards with actual rations to be distributed are displayed at distribution points and that dissemination messages before distributions include information on ration sizes; information sharing by committee members will also be improved.

## Story Worth Telling

Elube Paulo is a 34 year old single mother of six children. Her youngest child was born when they arrived at Luwani camp, from a Mozambican village that borders Nsanje district. Several months ago, her greatest fear became a reality when her husband was killed in the conflict and she had to flee with her children. They had to flee quickly and covertly to find safety as she watched her house burn to the ground. Elube, who was eight months pregnant at the time, and her children carried nothing with them except the clothes they wore that night.

Once in Luwani, Elube was welcomed by camp authorities and fellow asylum seekers. She received blankets, buckets for collecting water and was assured of health care and treatment from the mobile hospital established at the site. But to Elube, the most important thing she received was food to feed her family. "We are very happy and grateful to WFP for helping us with this food. Without WFP we would not be able to survive," she said. Elube and her children each received rations of maize, fortified vegetable oil, pulses, Super Cereal, and her two infants received Super Cereal Plus. Elube explains that she sees little opportunity to return home with her children. "Malawi is my home for now and I will begin the process of healing here", she says. "Thanks to the UN and WFP, I sleep peacefully at night, knowing my family is now safe."

# Figures and Indicators

## Data Notes

Refugees at Dzaleka Refugee Camp line up to receive their monthly food supply at a shelter built by WFP. WFP/Kaitlin Hodge

## Overview of Project Beneficiary Information

**Table 1: Overview of Project Beneficiary Information**

Beneficiary Category	Planned (male)	Planned (female)	Planned (total)	Actual (male)	Actual (female)	Actual (total)	% Actual v. Planned (male)	% Actual v. Planned (female)	% Actual v. Planned (total)
Total Beneficiaries	44,982	40,318	85,300	18,032	15,672	33,704	40.1%	38.9%	39.5%
<b>By Age-group:</b>									
Children (under 5 years)	7,504	8,252	15,756	3,303	3,741	7,044	44.0%	45.3%	44.7%
Children (5-18 years)	16,108	13,936	30,044	6,202	4,954	11,156	38.5%	35.5%	37.1%
Adults (18 years plus)	21,370	18,130	39,500	8,527	6,977	15,504	39.9%	38.5%	39.3%
<b>By Residence status:</b>									
Refugees	30,480	27,320	57,800	18,032	15,672	33,704	59.2%	57.4%	58.3%
Residents	14,502	12,998	27,500	-	-	-	-	-	-

## Participants and Beneficiaries by Activity and Modality

**Table 2: Beneficiaries by Activity and Modality**

Activity	Planned (food)	Planned (CBT)	Planned (total)	Actual (food)	Actual (CBT)	Actual (total)	% Actual v. Planned (food)	% Actual v. Planned (CBT)	% Actual v. Planned (total)
General Distribution (GD)	30,000	27,800	57,800	33,704	-	33,704	112.3%	-	58.3%
Food-Assistance-for-Assets	16,500	11,000	27,500	-	-	-	-	-	-

## Annex: Participants by Activity and Modality

Activity	Planned (food)	Planned (CBT)	Planned (total)	Actual (food)	Actual (CBT)	Actual (total)	% Actual v. Planned (food)	% Actual v. Planned (CBT)	% Actual v. Planned (total)
General Distribution (GD)	30,000	27,800	57,800	33,704	-	33,704	112.3%	-	58.3%
Food-Assistance-for-Assets	3,000	2,000	5,000	-	-	-	-	-	-

## Participants and Beneficiaries by Activity (excluding nutrition)

**Table 3: Participants and Beneficiaries by Activity (excluding nutrition)**

Beneficiary Category	Planned (male)	Planned (female)	Planned (total)	Actual (male)	Actual (female)	Actual (total)	% Actual v. Planned (male)	% Actual v. Planned (female)	% Actual v. Planned (total)
<b>General Distribution (GD)</b>									
People participating in general distributions	31,617	26,183	57,800	18,436	15,268	33,704	58.3%	58.3%	58.3%
Total participants	31,617	26,183	57,800	18,436	15,268	33,704	58.3%	58.3%	58.3%
Total beneficiaries	31,617	26,183	57,800	18,436	15,268	33,704	58.3%	58.3%	58.3%
<b>Food-Assistance-for-Assets</b>									
People participating in asset-creation activities	2,430	2,570	5,000	-	-	-	-	-	-
Total participants	2,430	2,570	5,000	-	-	-	-	-	-
Total beneficiaries	13,365	14,135	27,500	-	-	-	-	-	-

## Project Indicators

### Outcome Indicators

Outcome	Project End Target	Base Value	Previous Follow-up	Latest Follow-up
<b>SO1 Save lives and protect livelihoods in emergencies</b>				
<b>Stabilized or improved food consumption over assistance period for targeted households and/or individuals</b>				
<b>FCS: percentage of households with poor Food Consumption Score</b>				
<i>DOWA, MWANZA AND NENO, Project End Target: 2017.05, Base value: 2012.09, Joint survey, Previous Follow-up: 2015.12, WFP survey, PDM, Latest Follow-up: 2016.12, WFP survey, Dec 2016 PDM</i>	<1.34	6.70	16.70	12.90
<b>FCS: percentage of households with borderline Food Consumption Score</b>				
<i>DOWA, MWANZA AND NENO, Project End Target: 2017.05, Base value: 2012.09, Joint survey, Previous Follow-up: 2015.12, WFP survey, Latest Follow-up: 2016.12, WFP survey</i>	<8.38	41.90	36.10	26.60



Outcome	Project End Target	Base Value	Previous Follow-up	Latest Follow-up
<b>FCS: percentage of households with poor Food Consumption Score (female-headed)</b>				
<i>DOWA, MWANZA AND NENO, Project End Target: 2017.05, Base value: 2012.09, Joint survey, Previous Follow-up: 2015.12, WFP survey, PDM, Latest Follow-up: 2016.12, WFP survey, Dec 2016 PDM</i>	<1.38	6.90	14.00	13.20
<b>FCS: percentage of households with poor Food Consumption Score (male-headed)</b>				
<i>DOWA, MWANZA AND NENO, Project End Target: 2017.05, Base value: 2012.09, Joint survey, Previous Follow-up: 2015.12, WFP survey, PDM, Latest Follow-up: 2016.12, WFP survey, Dec 2016 PDM</i>	<1.24	6.50	20.60	12.50
<b>FCS: percentage of households with borderline Food Consumption Score (female-headed)</b>				
<i>DOWA, MWANZA AND NENO, Project End Target: 2017.05, Base value: 2012.09, Joint survey, Previous Follow-up: 2015.12, WFP survey, Latest Follow-up: 2016.12, WFP survey</i>	<6.64	43.20	34.00	22.40
<b>FCS: percentage of households with borderline Food Consumption Score (male-headed)</b>				
<i>DOWA, MWANZA AND NENO, Project End Target: 2017.05, Base value: 2012.09, Joint survey, Previous Follow-up: 2015.12, WFP survey, Latest Follow-up: 2016.12, WFP survey</i>	<8.12	40.60	39.20	33.30
<b>Diet Diversity Score</b>				
<i>DOWA, MWANZA AND NENO, Project End Target: 2017.05, Base value: 2014.11, Joint survey, Previous Follow-up: 2015.12, WFP survey, PDM, Latest Follow-up: 2016.12, WFP survey, Dec 2016 PDM</i>	>4.10	4.10	4.21	4.56
<b>Diet Diversity Score (female-headed households)</b>				
<i>DOWA, MWANZA AND NENO, Project End Target: 2017.05, Base value: 2014.11, Joint survey, Previous Follow-up: 2015.12, WFP survey, PDM, Latest Follow-up: 2016.12, WFP survey, Dec 2016 PDM</i>	>3.90	3.90	4.41	4.62
<b>Diet Diversity Score (male-headed households)</b>				
<i>DOWA, MWANZA AND NENO, Project End Target: 2017.05, Base value: 2014.11, Joint survey, Previous Follow-up: 2015.12, Joint survey, PDM, Latest Follow-up: 2016.12, WFP survey, Dec 2016 PDM</i>	>4.20	4.20	3.90	4.48
<b>CSI (Food): Coping Strategy Index (average)</b>				
<i>DOWA, MWANZA AND NENO, Project End Target: 2017.05, Base value: 2012.09, Joint survey, Previous Follow-up: 2015.12, WFP survey, Dec 2015 PDM, Latest Follow-up: 2016.12, WFP survey, Dec 2016 PDM</i>	<43.00	43.00	25.79	16.26

## Output Indicators

Output	Unit	Planned	Actual	% Actual vs. Planned
<b>SO3: Food-Assistance-for-Assets</b>				
Hectares (ha) of cultivated land treated and conserved with physical soil and water conservation measures only	Ha	5	-	-
Hectares (ha) of forests planted and established	Ha	5	-	-
Number of tree seedlings produced	tree seedling	20,000	-	-

## Gender Indicators

Cross-cutting Indicators	Project End Target	Base Value	Previous Follow-up	Latest Follow-up
<b>Proportion of households where females and males together make decisions over the use of cash, voucher or food</b>				
<i>MALAWI, General Distribution (GD), Project End Target: 2017.05, Base value: 2014.12, Previous Follow-up: 2015.12, Latest Follow-up: 2016.12</i>	=40.00	70.40	26.60	24.20
<b>Proportion of households where females make decisions over the use of cash, voucher or food</b>				
<i>MALAWI, General Distribution (GD), Project End Target: 2017.05, Base value: 2014.12, Previous Follow-up: 2015.12, Latest Follow-up: 2016.12</i>	=30.00	24.80	52.80	54.00
<b>Proportion of households where males make decisions over the use of cash, voucher or food</b>				
<i>MALAWI, General Distribution (GD), Project End Target: 2017.05, Base value: 2014.11, Previous Follow-up: 2015.12, Latest Follow-up: 2016.12</i>	=30.00	4.80	20.60	21.80
<b>Proportion of women beneficiaries in leadership positions of project management committees</b>				
<i>MALAWI, General Distribution (GD), Project End Target: 2017.05, Base value: 2014.12, Previous Follow-up: 2015.12, Latest Follow-up: 2016.12</i>	>50.00	50.00	43.70	41.18
<b>Proportion of women project management committee members trained on modalities of food, cash, or voucher distribution</b>				
<i>MALAWI, General Distribution (GD), Project End Target: 2017.05, Base value: 2014.12, Previous Follow-up: 2015.12, Latest Follow-up: 2016.12</i>	>60.00	29.00	18.90	18.90

## Protection and Accountability to Affected Populations Indicators

Cross-cutting Indicators	Project End Target	Base Value	Previous Follow-up	Latest Follow-up
<b>Proportion of assisted people (men) who do not experience safety problems travelling to, from and/or at WFP programme site</b>				
<i>MALAWI, General Distribution (GD), Project End Target: 2017.05, Base value: 2014.11, Previous Follow-up: 2015.12, Latest Follow-up: 2016.12</i>	=90.00	100.00	94.00	94.35
<b>Proportion of assisted people (women) who do not experience safety problems travelling to, from and/or at WFP programme sites</b>				
<i>MALAWI, General Distribution (GD), Project End Target: 2016.12, Base value: 2014.11, Previous Follow-up: 2015.12, Latest Follow-up: 2016.12</i>	=90.00	100.00	92.50	85.48
<b>Proportion of assisted people informed about the programme (who is included, what people will receive, where people can complain)</b>				
<i>MALAWI, General Distribution (GD), Project End Target: 2016.06, Base value: 2014.12, Previous Follow-up: 2015.12, Latest Follow-up: 2016.12</i>	=80.00	100.00	62.43	63.31

Cross-cutting Indicators	Project End Target	Base Value	Previous Follow-up	Latest Follow-up
Proportion of assisted people who do not experience safety problems travelling to, from and/or at WFP programme site				
<i>MALAWI, General Distribution (GD), Project End Target: 2016.06, Base value: 2014.12, Previous Follow-up: 2015.12, Latest Follow-up: 2016.12</i>	=90.00	100.00	93.30	89.92

## Partnership Indicators

Cross-cutting Indicators	Project End Target	Latest Follow-up
Amount of complementary funds provided to the project by partners (including NGOs, civil society, private sector organizations, international financial institutions and regional development banks)		
<i>MALAWI, General Distribution (GD), Project End Target: 2016.12, Latest Follow-up: 2016.12</i>	=405,750.00	393,812.00
Number of partner organizations that provide complementary inputs and services		
<i>DOWA, General Distribution (GD), Project End Target: 2016.06</i>	=6.00	-
Number of partner organizations that provide complementary inputs and services		
<i>MALAWI, General Distribution (GD), Project End Target: 2017.05, Latest Follow-up: 2016.12</i>	=18.00	18.00
Proportion of project activities implemented with the engagement of complementary partners		
<i>MALAWI, General Distribution (GD), Project End Target: 2017.05, Latest Follow-up: 2016.12</i>	=100.00	100.00

## Resource Inputs from Donors

### Resource Inputs from Donors

Donor	Cont. Ref. No.	Commodity	Purchased in 2016 (mt)	
			In-Kind	Cash
Japan	JPN-C-00464-01	Beans	-	40
Japan	JPN-C-00464-01	Maize	-	1,331
Japan	JPN-C-00464-01	Vegetable Oil	-	45
MULTILATERAL	MULTILATERAL	Corn Soya Blend	-	284
MULTILATERAL	MULTILATERAL	Maize	-	1,979
MULTILATERAL	MULTILATERAL	Peas	-	150
MULTILATERAL	MULTILATERAL	Vegetable Oil	-	76
UN CERF	001-C-01464-01	Corn Soya Blend	-	79
UN CERF	001-C-01464-01	Maize	-	731
UN CERF	001-C-01464-01	Peas	-	26
UN CERF	001-C-01464-01	Vegetable Oil	-	37
UN Common Funds and Agencies (excl. CERF)	001-C-01369-01	Corn Soya Blend	-	46

Donor	Cont. Ref. No.	Commodity	Purchased in 2016 (mt)	
			In-Kind	Cash
UN Common Funds and Agencies (excl. CERF)	001-C-01369-01	Maize	-	216
UN Common Funds and Agencies (excl. CERF)	001-C-01369-01	Peas	-	25
UN Common Funds and Agencies (excl. CERF)	001-C-01369-01	Vegetable Oil	-	10
USA	USA-C-01191-02	Beans	-	139
USA	USA-C-01191-02	Maize	-	1,362
USA	USA-C-01191-02	Vegetable Oil	-	35
		<b>Total</b>	-	<b>6,610</b>