

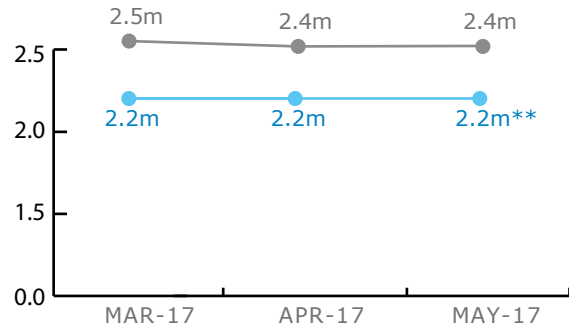
## BENEFICIARIES

Protracted Relief and Recovery Operations (PRRO) 200988



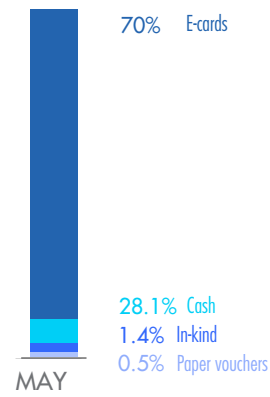
● Planned ● Assisted

### PEOPLE ASSISTED WITH FOOD ENTITLEMENTS\*



\*Excluding livelihoods activities  
\*\*Figures are being reconciled

### MODALITIES\*



\* Excluding School Feeding activities

## FUNDING



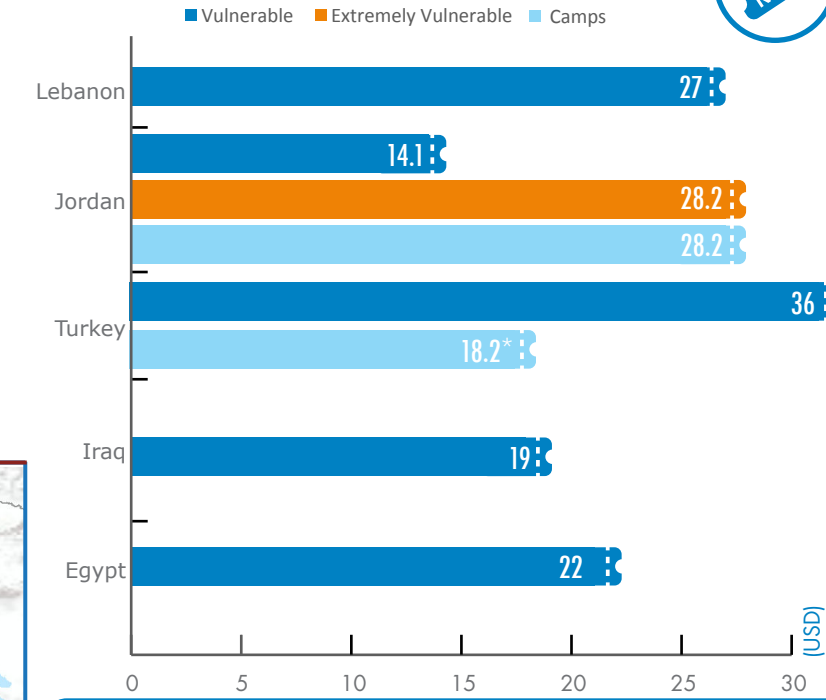
June - December 2017  
**USD 220m\***  
Net Funding Requirements

\* With confirmed pledges and solid forecasts  
Source: WFP 31 May 2017

Protracted Relief & Recovery Operation 200987

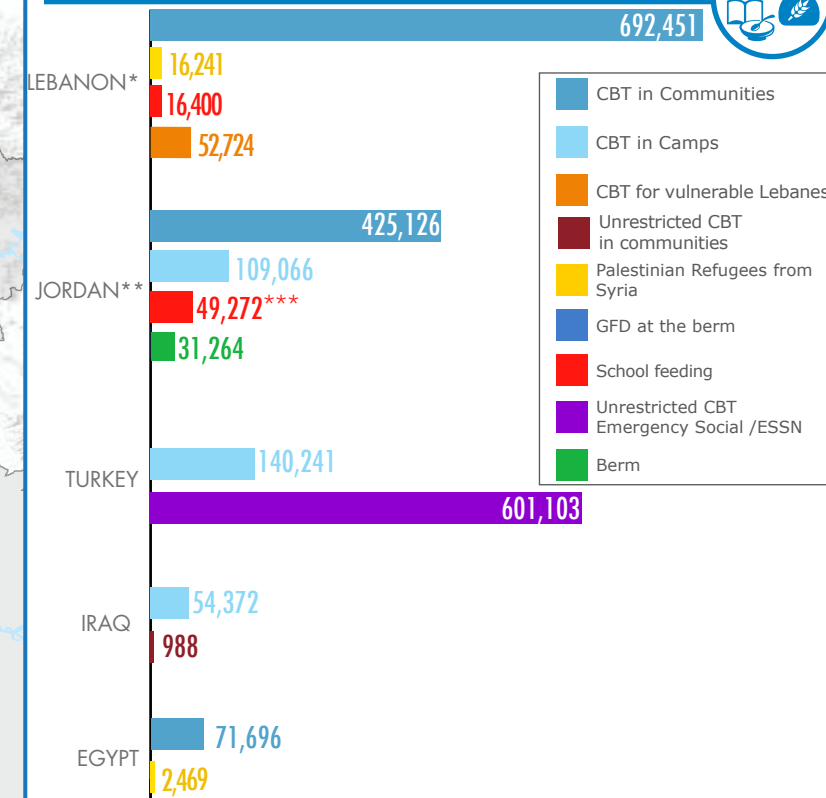
## VOUCHER VALUES (USD)

(May 2017)



## ASSISTANCE MODALITIES

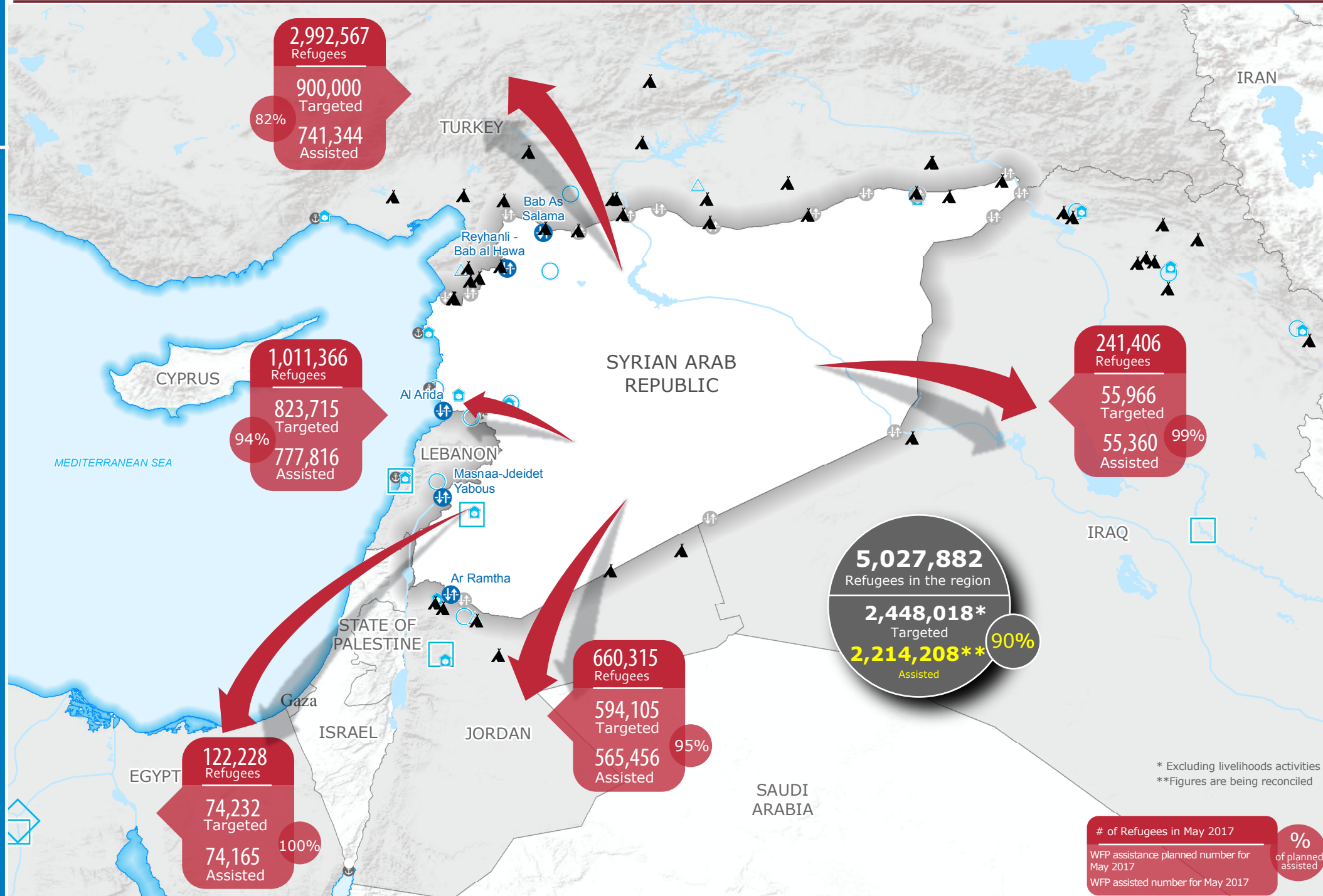
(May 2017)



\* In addition, 46,572 recipients were reached through cash for education

\*\* In addition to: 4,165 Syrian refugees and Jordanians participated in FFA and FFT programmes (supporting 20,825 people)

\*\*\*In addition to 361,400 student reached in host communities



\* Excluding livelihoods activities  
\*\*Figures are being reconciled

# of Refugees in May 2017  
WFP assistance planned number for May 2017  
WFP assisted number for May 2017  
% of planned assisted

## WFP LEVEL 3 EMERGENCY

SINCE 14 DECEMBER 2012

## IASC LEVEL 3 EMERGENCY

SINCE 15 JANUARY 2013

Check the **SITUATION REPORT**

<https://www.wfp.org/countries/syria>

Jointly produced by the WFP **Operations Centre (OPSCEN)** and the WFP Amman Sub Regional Office for the Syria Crisis.

This dashboard is based on best available information at the time of production. Future updates may vary as new information becomes available.

- Country Office
- Field Office
- Warehouse
- Refugee Camp
- Sub Office
- Open Border Crossing Point
- Port
- International boundary line

Sources: OCHA, WFP, GLCSC, UNGIWG, UNHCR, Geonames  
The designations employed and the presentation of material in the map(s) do not imply the expression of any opinion on the part of WFP concerning the legal or constitutional status of any country, territory, city or sea, or concerning the delimitation of its frontiers or boundaries. ©World Food Programme 2015

This dashboard is based on best available information at the time of production. Future updates may vary as new information becomes available.